



July 1, 2013

VIA FEDERAL EXPRESS

Honorable Kristi Izzo, Secretary
New Jersey Board of Public Utilities
44 South Clinton Avenue, 9th Floor
P.O. Box 350
Trenton, NJ 08625-0350

Re: IN THE MATTER OF THE BOARD'S
ESTABLISHING A GENERIC PROCEEDING TO
REVIEW THE PRUDENCY OF COSTS INCURRED
BY NJ UTILITY COMPANIES IN RESPONSE TO
MAJOR STORM EVENTS IN 2011 AND 2012
BPU GENERIC DOCKET NO. AX13030196

Dear Secretary Izzo:

Enclosed herewith for filing please find an original and ten (10) copies of the petition of New Jersey Natural Gas Company (NJNG) consistent with the terms of the Generic Storm Proceeding Order to investigate the prudence of costs incurred by all New Jersey utilities for utility service restoration efforts associated with certain defined Major Storm Events in 2011 and 2012. Copies of the petition, including the supporting exhibits, are also being served upon the New Jersey Division of Rate Counsel.

Kindly acknowledge receipt of this filing by date stamping the enclosed copy of this letter and returning same in the self-addressed, stamped envelope.

Respectfully submitted,

A handwritten signature in blue ink that reads 'Tracey Thayer'.

Tracey Thayer
Director, Regulatory Affairs Counsel

Enclosures

C: Service List

IN THE MATTER OF THE BOARD'S ESTABLISHING A GENERIC PROCEEDING TO
REVIEW THE PRUDENCY OF COSTS INCURRED BY NJ UTILITY COMPANIES IN
RESPONSE TO MAJOR STORM EVENTS IN 2011 AND 2012
BPU GENERIC DOCKET NO. AX13030196

NJNG

Mark R. Sperduto
New Jersey Natural Gas Company
1415 Wyckoff Road
P.O. Box 1464
Wall, NJ 07719

Tracey Thayer, Esq.
New Jersey Natural Gas Company
1415 Wyckoff Road
P.O. Box 1464
Wall, NJ 07719

Michael Moscufo
New Jersey Natural Gas Company
1415 Wyckoff Road
P.O. Box 1464
Wall, NJ 07719

France Karras
New Jersey Natural Gas Company
1415 Wyckoff Road
P.O. Box 1464
Wall, NJ 07719

NJ BOARD OF PUBLIC UTILITIES

Jerome May
N.J. Board of Public Utilities
44 South Clinton Avenue, 9th Floor
Post Office Box 350
Trenton, NJ 08625-0350

Bethany Rocque-Romaine, Esq.
N.J. Board of Public Utilities
44 South Clinton Avenue, 9th Floor
Post Office Box 350
Trenton, NJ 08625-0350

Bob Schultheis
N.J. Board of Public Utilities
44 South Clinton Avenue, 9th Floor
Post Office Box 350
Trenton, NJ 08625-0350

DIVISION OF RATE COUNSEL

Stefanie A. Brand, Director
Division of Rate Counsel
140 East Front Street, 4th Floor
Trenton, NJ 08625

Paul Flanagan
Division of Rate Counsel
140 East Front Street, 4th Floor
Trenton, NJ 08625

Felicia Thomas-Friel, Esq.
Division of Rate Counsel
140 East Front Street, 4th Floor
Trenton, NJ 08625

IN THE MATTER OF THE BOARD'S ESTABLISHING A GENERIC PROCEEDING TO
REVIEW THE PRUDENCY OF COSTS INCURRED BY NJ UTILITY COMPANIES IN
RESPONSE TO MAJOR STORM EVENTS IN 2011 AND 2012
BPU GENERIC DOCKET NO. AX13030196

DEPT. OF LAW & PUBLIC SAFETY –
DIVISION OF LAW

Alex Moreau
Dept. of Law & Public Safety – Div of Law
124 Halsey Street, 5th Floor
P.O. Box 45029
Newark, NJ 07101

Caroline Vachier, Section Chief
Dept. of Law & Public Safety – Div of Law
124 Halsey Street, 5th Floor
P.O. Box 45029
Newark, NJ 07101

Veronica Beke
Dept. of Law & Public Safety – Div of Law
124 Halsey Street, 5th Floor
P.O. Box 45029
Newark, NJ 07101

Jenique Jones
Dept. of Law & Public Safety – Div of Law
124 Halsey Street, 5th Floor
P.O. Box 45029
Newark, NJ 07101

**STATE OF NEW JERSEY
BOARD OF PUBLIC UTILITIES**

IN THE MATTER OF THE BOARD’S)
ESTABLISHING A GENERIC PROCEEDING)
TO REVIEW THE PRUDENCY OF COSTS) BPU GENERIC DOCKET NO.
INCURRED BY NJ UTILITY COMPANIES) AX13030196
IN RESPONSE TO MAJOR STORM EVENTS)
IN 2011 AND 2012) PETITION
) New Jersey Natural Gas Company

**To: THE HONORABLE COMMISSIONERS OF
THE NEW JERSEY BOARD OF PUBLIC UTILITIES:**

1. New Jersey Natural Gas Company (“NJNG” or the “Company”) is a corporation duly organized under the laws of the State of New Jersey and is a public utility engaged in the distribution and transportation of natural gas subject to the jurisdiction of the Board of Public Utilities (“BPU” or the “Board”) with the principal business office located at 1415 Wyckoff Road, Wall, New Jersey 07719. The Company is a local natural gas distribution company providing regulated retail natural gas service to nearly 500,000 customers within Monmouth and Ocean counties, as well as portions of Burlington, Middlesex and Morris counties.

2. Communications and correspondence relating to this filing should be sent to:

Mark R. Sperduto, Senior Vice President, Regulatory Affairs
and
Tracey Thayer, Esq., Director, Regulatory Affairs Counsel
New Jersey Natural Gas Company
1415 Wyckoff Road
P. O. Box 1464
Wall, New Jersey 07719

Phone: (732) 938-1214 (Sperduto)
Phone: (732) 919-8025 (Thayer)
Fax: (732) 938-2620

3. NJNG is subject to regulation by the Board for the purposes of assuring that safe, adequate and proper natural gas service pursuant to N.J.S.A. 48:2-23 is provided to its customers. As such, the Company is obligated to and does maintain its public utility infrastructure in such condition as to enable it to meet its regulated obligations to provide the requisite service. That infrastructure is comprised of the property, plant, facilities and equipment within the Company's natural gas distribution and transmission system throughout its service territory and the State. NJNG is also subject to regulation by the Board for the purposes of setting its retail rates to assure safe, adequate and proper natural gas service, N.J.S.A. 48:2-21 et seq.

4. On March 21, 2013, the Board posted on its website an Order establishing the above referenced generic proceeding.¹ In its Storm Proceeding Order, the Board initiated "a generic proceeding to investigate the prudence of costs incurred by all New Jersey utilities for utility service restoration efforts" associated with certain defined Major Storm Events in 2011 and 2012, and required that all utilities seeking recovery of unreimbursed costs related to Major Storm Events must submit a comprehensive filing detailing those costs no later than July 1, 2013.²

5. On October 29, 2012, the hurricane that has been designated as Superstorm Sandy made landfall in New Jersey near Atlantic City and, with record winds and storm surges, caused unprecedented and catastrophic damage in many areas within the NJNG service territory. Superstorm

¹ See I/M/O the Board's Establishing a Generic Proceeding to Review the Prudence of Costs Incurred by NJ Utility Companies in Response to Major Storm Events in 2011 and 2012, Order (March 20, 2013) (the "Storm Proceeding Order")

²Id. at 3-4.

Sandy is the only Major Storm Event, as defined in the Storm Proceeding Order, for which NJNG is submitting costs for recovery in this proceeding.

6. This Petition is accompanied by the following Exhibits that are attached hereto and made part of this Petition:

Exhibit P-1 Schedule of incremental Superstorm Sandy preparation, response and restoration costs.

Exhibit P-2 Supporting documents related to ratemaking and tax treatment for Superstorm Sandy costs.

Exhibit P-3 Board Order dated May 29, 2013 granting NJNG the authority to defer Superstorm Sandy costs.

Exhibit P-4 Samples of Service Restoration Updates and communications provided to customers, municipalities, regulators and media outlets in the NJNG Service Territory impacted by Superstorm Sandy and a screen shot from the NJNG Web site related to Superstorm Sandy information that is being provided.

7. NJNG, pursuant to an Order of the Board dated May 29, 2013³ in Docket No. GR12111036, will defer incremental O&M costs related to Superstorm Sandy as a regulatory asset that will be subject to recovery in the Company's next base rate case, to be filed no later than November 15, 2015. That Order is provided as Exhibit P-3 herein. With respect to its proposed ratemaking treatment for Superstorm Sandy, NJNG requests that the appropriate amortization period for such deferred O&M costs also be addressed in its next base rate case. Additionally, the capital investments associated with Superstorm Sandy will be included in the Company's next base rate case as utility plant investments to be added to rate base and recovered in the same manner as other rate base investments.

³ See, In the Matter of New Jersey Natural Gas Company's Request for Deferral Accounting Authority for storm Damage Restoration Costs related To Hurricane Sandy, Order, May 29, 2013, BPU Docket No. GR12111036

8. Consistent with the terms of the Storm Proceeding Order, NJNG hereby submits information providing quantification of the costs related to Superstorm Sandy. As shown on Exhibit P-1, NJNG has incurred operating and maintenance (“O&M”) costs of approximately \$14.7 million as of March 31, 2013 related to Superstorm Sandy. The capital investments associated with Superstorm Sandy are approximately \$24.1 million as of March 31, 2013 as detailed in Exhibit P-1. This Exhibit will be updated for the financial information as of June 30, 2013 when it is available and on a quarterly basis during the course of this proceeding.

9. With respect to the eligibility of storm-related costs for recovery from insurance, NJNG maintains insurance coverage for certain utility property and for general liability purposes associated with its business operations. NJNG’s property insurance covers above-ground property such as office buildings, regulator stations and equipment, liquid natural gas (“LNG”) plant facilities and buildings, warehouses and radio equipment and towers. NJNG has begun the process of seeking recovery through its insurance carriers for such affected items. The insurance proceeds received to date total \$409,148 and will serve to offset the capital expenditures associated with those assets repaired or replaced. Moreover, NJNG has not received and has no pending application for any cost recovery from any governmental program or third party for costs associated with Superstorm Sandy.⁴

⁴ Investor owned utilities are not eligible for cost recovery from the Federal Emergency Management Administration for restoration costs. See 42 U.S.C.A. §5172(a)(1)(B) and 44 C.F.R. §206.221(e). The New Jersey Department of Community Affairs submitted its Community Development Block Grant Disaster Recovery Action Plan to the United States Department of Housing and Urban Development on March 27, 2013, describing potential projects to make the utility infrastructure less susceptible to storm damage as unmet needs of the State. (See Action Plan at p. 2-18). However, costs associated with those projects or with restoration have not been included in New Jersey’s pending Action Plan seeking a Community Development Block Grant. NJNG is actively monitoring progress on possible federal funding for programs which may provide for cost recovery from any programs that may ultimately be approved.

10. The Company engaged in extensive efforts to minimize storm-related service disruptions; however, given the extent of the devastating impacts on the portions of our service territory located on the barrier islands in Ocean and Monmouth counties, NJNG had no other option than to take certain actions during the restoration period which included shutting natural gas distribution service off to certain customers within those locations. NJNG proceeded with all deliberate speed to restore service as soon as possible consistent with its obligation to provide safe, adequate and proper utility service. NJNG established a mechanism to communicate its restoration processes and the associated timeline to the customers and communities without natural gas distribution service. Additionally, restoration information, along with available assistance opportunities, was provided on the NJNG Web site and is still available. Samples of those efforts are included within Exhibit P-4.

11. NJNG intends to recognize Superstorm Sandy related O&M costs as a tax deduction in the year in which the cost is incurred. For capital related costs, NJNG will record the capital costs as a tax asset subject to certain tax depreciation methods, as approved by the Internal Revenue Service. NJNG has been and will continue to report storm-related costs for regulatory purposes in a manner consistent with Generally Accepted Accounting Principles (GAAP). The GAAP reporting for NJNG includes publically reported financial and accounting information provided to the U.S. Securities and Exchange Commission (SEC) both on a quarterly and annual basis. That reporting includes deferred accounting treatment and the recognition of a regulatory asset for incremental O&M costs related to Superstorm Sandy. As a result of the timing differences between tax and GAAP reporting, NJNG will record corresponding deferred income tax expense and accumulated deferred income tax liabilities within its SEC and GAAP accounting statements. See, Exhibit P-3.


12. NJNG respectfully requests that the Board find that the Superstorm Sandy related costs identified in this petition and attached Exhibits are reasonable and prudent.

WHEREFORE, NJNG respectfully requests that the Board issue an Order finding that:

- (1) Superstorm Sandy storm-related costs described herein are reasonable and prudently incurred;
- (2) NJNG is permitted to fully recover those storm-related costs effective with a final decision in its next base rate case;
- (3) NJNG's current accounting treatment is appropriate for storm-related costs; and
- (4) Any other relief that the Board finds appropriate.

Respectfully submitted,

New Jersey Natural Gas Company

By 
Tracey Thayer Esq.
Director, Regulatory Affairs Counsel
New Jersey Natural Gas Company

STATE OF NEW JERSEY)

COUNTY OF MONMOUTH)

VERIFICATION

KATHLEEN T. ELLIS of full age, being duly sworn according to law, on his oath
deposes and says:

1. I am Chief Operating Officer, for New Jersey Natural Gas Company, the Petitioner in the foregoing Petition.
2. I have read the annexed Petition, along with the Exhibits attached thereto, and the matters and things contained therein are true to the best of my knowledge and belief.

Kathleen T. Ellis

 Kathleen T. Ellis

Sworn and subscribed to)
 before me this 1th day)
 of July 2013)

Kathleen Kleinertz

**SUBSCRIBED AND SWORN TO
 BEFORE ME ON THIS DAY**

JUL 01 2013

**KATHLEEN KLEINERTZ
 NOTARY PUBLIC, STATE OF NEW JERSEY
 MY COMMISSION EXPIRES 08/30/2016**



EXHIBIT P-1

NEW JERSEY NATURAL GAS COMPANY

Summary of O&M Charges for Super Storm Sandy As of March 31, 2013

Type of Charges

NJNG Incremental Labor including overtime	\$	6,019,440.03
Mutual Aid Contractors		4,372,794.83
Alliance Contractors - J.F. Kiely and Gray Supply		1,845,903.87
System Supplies - Material		1,076,767.05
Incremental Food & Lodging		508,438.39
Incremental Payroll Taxes		413,123.57
Misc other expense		<u>429,343.29</u>
Total Deferred O&M - Regulatory Asset	\$	<u><u>14,665,811.03</u></u>

Notes:

Misc other costs: Includes fuel, fringe expenses, additional freight expenses, additional use tax, and legal expenses.

DATE	BUSINESS UNIT	NJNG ACOUNT	AMOUNT	DESCRIPTION
11/4/2012	975	42815	\$ 65,338.75	Payroll Labor Distribution
11/11/2012	975	42815	13,361.74	Payroll Labor Distribution
11/11/2012	975	42815	216,987.18	Payroll Labor Distribution
11/18/2012	975	42815	14,851.11	Payroll Labor Distribution
11/18/2012	975	42815	166,514.15	Payroll Labor Distribution
11/25/2012	975	42815	12,131.84	Payroll Labor Distribution
11/25/2012	975	42815	191,352.36	Payroll Labor Distribution
11/30/2012	975	42815	181,422.92	Sandy Labor Reclass
11/30/2012	975	42815	2,228.86	SANDY DEFERRED EXPENSES
11/30/2012	975	42815	(646,257.39)	SANDY RECLASS EXPENSES
12/2/2012	975	42815	177,577.48	Payroll Labor Distribution
12/2/2012	975	42815	13,768.32	Payroll Labor Distribution
12/9/2012	975	42815	12,792.81	Payroll Labor Distribution
12/9/2012	975	42815	145,663.30	Payroll Labor Distribution
12/16/2012	975	42815	12,093.76	Payroll Labor Distribution
12/16/2012	975	42815	176,911.51	Payroll Labor Distribution
12/23/2012	975	42815	170,317.07	Payroll Labor Distribution
12/31/2012	975	42815	(127,841.71)	December Payroll Reg Time
12/31/2012	975	42815	(129,026.23)	December Payroll Reg Time
12/31/2012	975	42815	(129,320.24)	December Payroll Reg Time
12/31/2012	975	42815	(141,034.51)	December Payroll Reg Time
1/1/2013	975	42815	127,952.93	Payroll Labor Distribution
1/6/2013	975	42815	123,447.10	Payroll Labor Distribution
1/13/2013	975	42815	133,060.17	Payroll Labor Distribution
1/20/2013	975	42815	116,557.61	Payroll Labor Distribution
1/27/2013	975	42815	117,650.11	Payroll Labor Distribution
1/31/2013	975	42815	(63,104.53)	Sandy Payroll to Expense
1/31/2013	975	42815	(77,380.64)	Sandy Payroll to Expense
1/31/2013	975	42815	(102,926.16)	Sandy Payroll to Expense
1/31/2013	975	42815	(103,416.85)	Sandy Payroll to Expense
1/31/2013	975	42815	(109,605.08)	Sandy Payroll to Expense
1/31/2013	975	42815	12,093.76	NJRHS Deferred REG Labor
1/31/2013	975	42815	12,123.48	NJRHS Deferred REG Labor
1/31/2013	975	42815	13,060.12	NJRHS Deferred REG Labor
1/31/2013	975	42815	13,119.67	NJRHS Deferred REG Labor
1/31/2013	975	42815	13,790.72	NJRHS Deferred REG Labor
1/31/2013	975	42815	14,224.26	NJRHS Deferred REG Labor
2/3/2013	975	42815	105,734.80	Payroll Labor Distribution
2/10/2013	975	42815	73,623.65	Payroll Labor Distribution
2/17/2013	975	42815	70,369.07	Payroll Labor Distribution
2/24/2013	975	42815	91,001.06	Payroll Labor Distribution
2/28/2013	975	42815	(49,984.45)	Sandy Reg Time Expense
2/28/2013	975	42815	(59,347.69)	Sandy Reg Time Expense
2/28/2013	975	42815	(63,124.61)	Sandy Reg Time Expense
2/28/2013	975	42815	(95,963.60)	Sandy Reg Time Expense
2/28/2013	975	42815	(31,009.48)	Morgan Rule Feb 2013
3/3/2013	975	42815	67,542.05	Payroll Labor Distribution
3/10/2013	975	42815	49,938.52	Payroll Labor Distribution
3/17/2013	975	42815	46,792.88	Payroll Labor Distribution
3/24/2013	975	42815	40,097.72	Payroll Labor Distribution
3/31/2013	975	42815	(36,196.54)	Sandy Regular Payroll to Exp
3/31/2013	975	42815	(41,418.75)	Sandy Regular Payroll to Exp
3/31/2013	975	42815	(43,584.46)	Sandy Regular Payroll to Exp
3/31/2013	975	42815	(60,637.64)	Sandy Regular Payroll to Exp
3/31/2013	975	42815	(16,902.50)	Morgan Rule March 2013
3/31/2013	975	42815	(282,678.23)	Sandy 975 Reclass
11/4/2012	975	42815	110,167.32	Payroll Labor Distribution
11/11/2012	975	42815	9,301.63	Payroll Labor Distribution
11/11/2012	975	42815	353,751.76	Payroll Labor Distribution
11/18/2012	975	42815	18,231.18	Payroll Labor Distribution
11/18/2012	975	42815	311,149.24	Payroll Labor Distribution

DATE	BUSINESS UNIT	NJNG ACOUNT	AMOUNT	DESCRIPTION
11/25/2012	975	42815	16,439.89	Payroll Labor Distribution
11/25/2012	975	42815	332,556.82	Payroll Labor Distribution
11/30/2012	975	42815	657,712.00	OT reclass to 975
12/2/2012	975	42815	309,894.76	Payroll Labor Distribution
12/2/2012	975	42815	22,898.02	Payroll Labor Distribution
12/9/2012	975	42815	16,800.11	Payroll Labor Distribution
12/9/2012	975	42815	207,802.89	Payroll Labor Distribution
12/16/2012	975	42815	13,478.87	Payroll Labor Distribution
12/16/2012	975	42815	270,414.89	Payroll Labor Distribution
12/23/2012	975	42815	216,894.75	Payroll Labor Distribution
12/31/2012	975	42815	581,045.00	OT Reclass to Sandy
12/31/2012	975	42815	270,686.00	Reclass OT NOV 2012
1/1/2013	975	42815	129,860.66	Payroll Labor Distribution
1/6/2013	975	42815	153,619.78	Payroll Labor Distribution
1/13/2013	975	42815	169,052.82	Payroll Labor Distribution
1/20/2013	975	42815	131,121.49	Payroll Labor Distribution
1/27/2013	975	42815	121,892.00	Payroll Labor Distribution
2/3/2013	975	42815	115,699.48	Payroll Labor Distribution
2/10/2013	975	42815	83,373.17	Payroll Labor Distribution
2/17/2013	975	42815	77,119.83	Payroll Labor Distribution
2/24/2013	975	42815	64,936.96	Payroll Labor Distribution
2/28/2013	975	42815	(41,626.00)	Sandy OT Adjustments Dec 2012
2/28/2013	975	42815	(72,921.00)	Sandy OT Adjustments Nov 2012
3/3/2013	975	42815	63,757.69	Payroll Labor Distribution
3/10/2013	975	42815	38,076.60	Payroll Labor Distribution
3/17/2013	975	42815	38,956.59	Payroll Labor Distribution
3/24/2013	975	42815	37,219.50	Payroll Labor Distribution
11/30/2012	975	42815	2,104.06	SANDY DEFERRED EXPENSES
11/30/2012	975	42815	252,589.24	SANDY DEFERRED EXPENSES
11/30/2012	975	42815	(254,693.30)	SANDY RECLASS EXPENSES
1/31/2013	975	42815	4,428.84	EBOT RECLASS
1/31/2013	975	42815	77,056.99	EBOT RECLASS
			<u>\$ 5,315,582.08</u>	
11/9/2012	975	42815	\$ 10,500.00	HATTERAS PRESS INC
11/15/2012	975	42815	481.50	SEASONS MATTER INC
11/15/2012	975	42815	1,498.00	SEASONS MATTER INC
11/15/2012	975	42815	473.68	MCJUNKIN REDMAN CORPORATION
11/15/2012	975	42815	69.58	A&M INDUSTRIAL SUPPLY
11/15/2012	975	42815	87.50	A&M INDUSTRIAL SUPPLY
11/15/2012	975	42815	342.00	A&M INDUSTRIAL SUPPLY
11/15/2012	975	42815	379.00	A&M INDUSTRIAL SUPPLY
11/15/2012	975	42815	296.24	A&M INDUSTRIAL SUPPLY
11/15/2012	975	42815	904.49	CUSACK, ANDREW T
11/18/2012	975	42815	808.50	A&M INDUSTRIAL SUPPLY
11/20/2012	975	42815	1,868.17	NEPTUNE AUTO SUPPLY
11/20/2012	975	42815	4,697.19	NEPTUNE AUTO SUPPLY
11/20/2012	975	42815	3,004.51	CERTIFIED CARPET MANAGEMENT
11/21/2012	975	42815	268.27	AMERICAN VAN EQUIPMENT INC
11/29/2012	975	42815	4.87	A&M INDUSTRIAL SUPPLY
11/29/2012	975	42815	6.13	A&M INDUSTRIAL SUPPLY
11/29/2012	975	42815	23.94	A&M INDUSTRIAL SUPPLY
11/30/2012	975	42815	1,539.78	R. Clark Food for Sandy Workers
11/30/2012	975	42815	10,271.36	Misc Expenses Sandy
11/30/2012	975	42815	26.53	A&M INDUSTRIAL SUPPLY
11/30/2012	975	42815	20.74	A&M INDUSTRIAL SUPPLY
11/30/2012	975	42815	(6.00)	A&M INDUSTRIAL SUPPLY
12/2/2012	975	42815	18,363.17	MULCARE PIPELINE SOLUTIONS INC
12/4/2012	975	42815	170.60	SPHERION CORPORATION

DATE	BUSINESS UNIT	NJNG ACOUNT	AMOUNT	DESCRIPTION
12/4/2012	975	42815	1,285.42	MULCARE PIPELINE SOLUTIONS
12/5/2012	975	42815	4,617.17	FASTENAL COMPANY
12/6/2012	975	42815	11,643.75	HEATH CONSULTANTS
12/7/2012	975	42815	2,815.12	CERTIFIED CARPET MANAGEMENT
12/10/2012	975	42815	1,300.05	J&W ENTERPRISES LLC
12/10/2012	975	42815	1,119.80	J&W ENTERPRISES LLC
12/10/2012	975	42815	267.50	J&W ENTERPRISES LLC
12/10/2012	975	42815	1,326.80	J&W ENTERPRISES LLC
12/10/2012	975	42815	1,287.60	JOHNNY ON THE SPOT INC
12/10/2012	975	42815	7,009.86	HATTERAS PRESS INC
12/11/2012	975	42815	1,640.00	NJR HOME SERVICES HVAC Repairs
12/11/2012	975	42815	192.60	NJR HOME SERVICES HVAC Repairs
12/11/2012	975	42815	336.41	SYSTEMS SALES CORPORATION
12/11/2012	975	42815	375.00	FREEHOLD CARTAGE
12/11/2012	975	42815	521.26	SPHERION CORPORATION
12/11/2012	975	42815	1,165.73	SPHERION CORPORATION
12/11/2012	975	42815	90.13	JOHNNY ON THE SPOT INC
12/16/2012	975	42815	4,792.50	CENTRAL JERSEY SCREW & BOLT
12/17/2012	975	42815	888.10	J&W ENTERPRISES LLC
12/18/2012	975	42815	1,000.00	A&M INDUSTRIAL SUPPLY
12/18/2012	975	42815	70.00	A&M INDUSTRIAL SUPPLY
12/18/2012	975	42815	834.02	SPHERION CORPORATION
12/20/2012	975	42815	7,464.15	SPHERION CORPORATION
12/20/2012	975	42815	75.00	FREEHOLD CARTAGE
12/20/2012	975	42815	(14.50)	CENTRAL JERSEY SCREW & BOLT
12/20/2012	975	42815	2,531.25	HEATH CONSULTANTS
12/20/2012	975	42815	909.50	BFD TECHNICAL SERVICES, INC.
12/28/2012	975	42815	2,889.00	HARLE BUILDERS
12/28/2012	975	42815	5,355.53	MCJUNKIN RED MAN CORp Shipping
12/28/2012	975	42815	90,531.32	Phila Gas Works
12/28/2012	975	42815	209,093.00	CENTRAL HUDSON GAS & ELECTRIC
12/28/2012	975	42815	48,524.78	CHESAPEAKE UTILITIES
12/28/2012	975	42815	148,522.17	UNITIL
12/28/2012	975	42815	476,208.80	UNITIL
12/31/2012	975	42815	86,730.47	212 Monthly Accrual - Contractors
12/31/2012	975	42815	11.00	Misc Food Sandy
12/31/2012	975	42815	117.84	Misc Supplies Command Center
12/31/2012	975	42815	406.56	Misc Food Sandy
12/31/2012	975	42815	7,452.50	Sandy Legal Expenses
12/31/2012	975	42815	12,545.11	NJRES and NJRCEV Reclass
12/31/2012	975	42815	11,000.00	Transportaion Exp to Sandy
12/31/2012	975	42815	20,000.00	Transportaion Exp to Sandy
12/31/2012	975	42815	32,314.30	Transportaion Exp to Sandy
12/31/2012	975	42815	54,915.25	Transportaion Exp to Sandy
12/31/2012	975	42815	105,000.00	Transportaion Exp to Sandy
12/31/2012	975	42815	(1,375.55)	SALES TAX AUTO JE410
12/31/2012	975	42815	18,287.14	NEW ENGLAND GAS COMPANY
1/1/2013	975	42815	(86,730.47)	212 Monthly Accrual - Contractors
1/3/2013	975	42815	1,146.78	SPHERION CORPORATION
1/3/2013	975	42815	2,756.25	HEATH CONSULTANTS
1/3/2013	975	42815	35,732.81	HEATH CONSULTANTS
1/3/2013	975	42815	50,997.66	HEATH CONSULTANTS
1/4/2013	975	42815	20,711.68	DELMARVA POWER
1/7/2013	975	42815	2,640.00	HATTERAS PRESS INC
1/15/2013	975	42815	438.37	HATTERAS PRESS INC
1/15/2013	975	42815	1,087.98	HATTERAS PRESS INC
1/15/2013	975	42815	7,200.00	HATTERAS PRESS INC
1/15/2013	975	42815	280.00	GROHOWSKI, THOMAS L
1/15/2013	975	42815	245.00	HAMBLETON, CRAIG J
1/15/2013	975	42815	245.00	HAMBLETON, CRAIG J
1/15/2013	975	42815	239.16	HAMBLETON, CRAIG J
1/15/2013	975	42815	182.21	HAMBLETON, CRAIG J

DATE	BUSINESS UNIT	NJNG ACOUNT	AMOUNT	DESCRIPTION
1/15/2013	975	42815	245.00	HICKMAN, THOMAS P
1/15/2013	975	42815	214.09	HICKMAN, THOMAS P
1/15/2013	975	42815	16,067.52	NEW JERSEY PRESS MEDIA
1/22/2013	975	42815	648.00	HATTERAS PRESS INC
1/25/2013	975	42815	7,843.10	FROMKIN BROTHERS INC.
1/28/2013	975	42815	14,194.81	SPHERION CORPORATION
1/29/2013	975	42815	509,440.28	UGI UTILITIES INC
1/29/2013	975	42815	330.13	GONZALEZ, DAVID
1/29/2013	975	42815	713.12	GONZALEZ, DAVID
1/29/2013	975	42815	770.00	GONZALEZ, DAVID
1/29/2013	975	42815	385.00	GONZALEZ, DAVID
1/29/2013	975	42815	875.00	LORENZO JR., RUBEN
1/29/2013	975	42815	559.06	LORENZO JR., RUBEN
1/29/2013	975	42815	350.00	STIERCH, DANIEL J
1/29/2013	975	42815	253.85	STIERCH, DANIEL J
1/29/2013	975	42815	175.00	WICKKISER, DONALD R
1/29/2013	975	42815	90.77	WICKKISER, DONALD R
1/29/2013	975	42815	140.00	WICKKISER, DONALD R
1/29/2013	975	42815	86.81	WICKKISER, DONALD R
1/29/2013	975	42815	118.11	WICKKISER, DONALD R
1/29/2013	975	42815	280.00	WICKKISER, DONALD R
1/29/2013	975	42815	79.80	GROHOWSKI, THOMAS L
1/29/2013	975	42815	100.80	GROHOWSKI, THOMAS L
1/29/2013	975	42815	140.00	GROHOWSKI, THOMAS L
1/29/2013	975	42815	105.73	GROHOWSKI, THOMAS L
2/4/2013	975	42815	404.85	VISIONS BY PHOENIX
2/5/2013	975	42815	117.75	MAURIELLO, ANDREW
2/8/2013	975	42815	30,000.00	SPHERION CORPORATION (REMITT
2/12/2013	975	42815	176,098.37	NATIONAL FUEL GAS
2/12/2013	975	42815	36.10	FEDERAL EXPRESS
2/13/2013	975	42815	246.39	HATTERAS PRESS INC
2/13/2013	975	42815	4,050.00	HATTERAS PRESS INC
2/13/2013	975	42815	575.05	CONCEPT PRINTING
2/13/2013	975	42815	8,215.00	CONCEPT PRINTING
2/13/2013	975	42815	2,978.34	HATTERAS PRESS INC
2/14/2013	975	42815	(3.00)	FASTENAL COMPANY
2/15/2013	975	42815	246.39	HATTERAS PRESS INC
2/19/2013	975	42815	60.96	HATTERAS PRESS INC
2/19/2013	975	42815	87.21	HATTERAS PRESS INC
2/19/2013	975	42815	1,375.00	HATTERAS PRESS INC
2/19/2013	975	42815	8,751.76	UNITIL
2/22/2013	975	42815	2,477.76	SPHERION CORPORATION
2/22/2013	975	42815	538.02	SPHERION CORPORATION
2/22/2013	975	42815	800.00	NEW JERSEY PRESS MEDIA
2/26/2013	975	42815	23,062.50	DELOITTE & TOUCHE LLP
2/28/2013	975	42815	1,545,462.00	Nstar - Sandy Mutual Aid
3/5/2013	975	42815	508,952.65	DOMINION EAST OHIO
3/6/2013	975	42815	3,394.55	A&M INDUSTRIAL SUPPLY
3/8/2013	975	42815	113.69	CLASSIC CAFE MANAGEMENT
3/8/2013	975	42815	192.60	CLASSIC CAFE MANAGEMENT
3/8/2013	975	42815	252.79	CLASSIC CAFE MANAGEMENT
3/19/2013	975	42815	13,625.00	AIR CONTROL MECHANICAL
3/25/2013	975	42815	4,048.96	SOUTHERN CROSS CORP.
3/25/2013	975	42815	948.00	NJ BUSINESS & INDUSTRY ASSOC
3/28/2013	975	42815	4,134.54	SOUTHERN CROSS CORP.
			\$ 4,372,794.83	

11/12/2012	975	42815	\$ 280.00	TRAVERSO, ANDRES
11/12/2012	975	42815	175.00	RUIZ JR., JOHN
11/12/2012	975	42815	105.00	FEOLA, EDWARD J
11/13/2012	975	42815	624.70	Sandy Foos - ROCKAWAY DELI

DATE	BUSINESS UNIT	NJNG ACOUNT	AMOUNT	DESCRIPTION
11/20/2012	975	42815	105.00	RIVERA, JOHN J
11/20/2012	975	42815	105.00	FEOLA, EDWARD J
11/20/2012	975	42815	599.74	SHORE CATERING INC
11/20/2012	975	42815	580.79	SHORE CATERING INC
11/20/2012	975	42815	33.18	RYBKA, STEPHEN J
11/27/2012	975	42815	175.00	LEHMAN, BARRY G
11/27/2012	975	42815	175.00	RIVERA, RICARDO
11/30/2012	975	42815	175.00	DREXEL, ROBERT R.
11/30/2012	975	42815	175.00	BLACK, HENRY D
11/30/2012	975	42815	40.21	KURILLA, MARK A
12/6/2012	975	42815	446.19	Sandy Food - SHORE CATERING
12/6/2012	975	42815	171.56	STURN, KEITH R
12/11/2012	975	42815	34.00	URBAN, EDMUND F
12/11/2012	975	42815	14.56	MAGLIONE, MARK A.
12/11/2012	975	42815	108.48	ASHKENIS, RAYMOND J
12/11/2012	975	42815	923.56	BURKE, DORIS J.
12/11/2012	975	42815	175.00	RUIZ JR., JOHN
12/11/2012	975	42815	175.00	TRAVERSO, ANDRES
12/14/2012	975	42815	520.56	SHORE CATERING INC
12/14/2012	975	42815	371.83	SHORE CATERING INC
12/14/2012	975	42815	557.74	SHORE CATERING INC
12/14/2012	975	42815	371.83	SHORE CATERING INC
12/18/2012	975	42815	2,436.07	SHORE CATERING INC
12/18/2012	975	42815	1,095.15	SHORE CATERING INC
12/18/2012	975	42815	1,095.15	SHORE CATERING INC
12/26/2012	975	42815	2,738.03	SHORE CATERING INC
12/26/2012	975	42815	1,727.09	SHORE CATERING INC
12/26/2012	975	42815	2,374.80	SHORE CATERING INC
12/26/2012	975	42815	2,240.86	SHORE CATERING INC
12/26/2012	975	42815	1,752.34	SHORE CATERING INC
12/26/2012	975	42815	2,876.97	SHORE CATERING INC
12/26/2012	975	42815	929.56	RYBKA, STEPHEN J
12/27/2012	975	42815	2,391.73	SHORE CATERING INC
12/31/2012	975	42815	84,166.86	Sandy Food & Lodging
12/31/2012	975	42815	607.23	SHORE CATERING INC
12/31/2012	975	42815	216.04	BIANCAMANO, DOMINIC J
12/31/2012	975	42815	335.76	GRAY, ROGER A
1/3/2013	975	42815	336.73	SHORE CATERING INC
1/4/2013	975	42815	509.36	SHORE CATERING INC
1/4/2013	975	42815	560.19	SHORE CATERING INC
1/4/2013	975	42815	560.19	SHORE CATERING INC
1/8/2013	975	42815	184.99	MENDES JR., ANTHONY L.
1/14/2013	975	42815	401.25	ZOE'S KITCHEN
1/15/2013	975	42815	1,992.65	SHORE CATERING INC
1/21/2013	975	42815	6,423.10	CORBIN, DAVID E
1/21/2013	975	42815	309.84	RYBKA, STEPHEN J
1/21/2013	975	42815	268.96	MORELLO, JOSEPH J
2/5/2013	975	42815	200.59	RED STORE
2/25/2013	975	42815	363.20	WELLS, WILLIAM M
2/28/2013	975	42815	20,499.42	Sandy Food/Lodging Charges Feb 2013
2/28/2013	975	42815	31,363.93	Sandy Food/Lodging Charges Jan 2013
3/4/2013	975	42815	1,463.71	WELLS, WILLIAM M
3/12/2013	975	42815	365.62	TORO, MIGUEL A.
3/12/2013	975	42815	270.16	TORO, MIGUEL A.
3/18/2013	975	42815	101.16	RUZZO, PAUL F
11/29/2012	975	42815	66.77	SCHARFENBERG, WILLIAM P.
11/30/2012	975	42815	198.27	KURILLA, MARK A
11/30/2012	975	42815	137.76	HARRELL, MARIANNE
12/4/2012	975	42815	66.60	SOCCODATO, ENRICO M
12/4/2012	975	42815	127.65	LARSEN-REHA, CHRISTY
12/5/2012	975	42815	94.45	AQUILA, ANTHONY A

DATE	BUSINESS UNIT	NJNG ACOUNT	AMOUNT	DESCRIPTION
12/5/2012	975	42815	1,123.20	GOANOS, MARIA I
12/6/2012	975	42815	440.70	KNEE, ANN K
12/7/2012	975	42815	356.96	DEGEORGE, HOWARD L
12/11/2012	975	42815	157.58	SEITZ, GREGORY L
12/11/2012	975	42815	344.72	URBAN, EDMUND F
12/11/2012	975	42815	333.15	MAGLIONE, MARK A.
12/11/2012	975	42815	198.08	LICATA, FRANK P
12/11/2012	975	42815	400.00	BABSON, MARC M
12/11/2012	975	42815	453.16	BURKE, DORIS J.
12/14/2012	975	42815	210.30	CANNON, CAROLYN E.
12/14/2012	975	42815	657.59	PACHECO III, JOHN F.
12/19/2012	975	42815	6,524.00	NEAVES, ROBERT E
12/26/2012	975	42815	193.93	RYBKA, STEPHEN J
12/27/2012	975	42815	363.39	GENARO, MARTIN H.
12/27/2012	975	42815	211.28	MILLERSCHOEN, JEFFREY C
12/27/2012	975	42815	348.57	KANN, DENISE M.
12/31/2012	975	42815	144,777.31	Sandy Food/Lodging Charges
12/31/2012	975	42815	56,910.67	Sandy Food/Lodging Charges Nov 2012
12/31/2012	975	42815	111,528.88	Sandy Food/Lodging Charges Dec 2012
12/31/2012	975	42815	316.25	BIANCAMANO, DOMINIC J
12/31/2012	975	42815	495.60	GRAY, ROGER A
1/4/2013	975	42815	112.37	AQUILA, ANTHONY A
1/4/2013	975	42815	169.95	CARVALHO, THOMAS A
1/4/2013	975	42815	321.15	KANN, DENISE M.
1/8/2013	975	42815	309.58	DENGLER, MARK A.
1/14/2013	975	42815	278.17	NAWAZ, ZAINAB N.
1/14/2013	975	42815	31.08	MCRAE, MARGARET A
1/21/2013	975	42815	437.66	CORBIN, DAVID E
1/21/2013	975	42815	114.52	RYBKA, STEPHEN J
1/21/2013	975	42815	79.93	MORELLO, JOSEPH J
1/21/2013	975	42815	87.21	MORELLO, JOSEPH J
1/24/2013	975	42815	439.20	URBAN, STEPHEN R
1/31/2013	975	42815	(1,902.00)	Misc. adjustment
2/19/2013	975	42815	303.83	KANN, DENISE M.
2/25/2013	975	42815	241.30	WELLS, WILLIAM M
			\$ 508,438.39	
11/15/2012	975	53220	\$ 17,480.00	GRAY SUPPLY CO
11/15/2012	975	53220	55,350.00	J F KIELY CONSTRUCTION CO
11/15/2012	975	53220	298,805.00	J F KIELY CONSTRUCTION CO
11/15/2012	975	53220	20,995.00	J F KIELY CONSTRUCTION CO
11/15/2012	975	53220	3,375.00	J F KIELY CONSTRUCTION CO
11/15/2012	975	53220	7,800.00	J F KIELY CONSTRUCTION CO
11/30/2012	975	42815	13,352.50	SANDY RECLASS EXPENSES
11/30/2012	975	42815	68,252.64	SANDY RECLASS EXPENSES
11/30/2012	975	42815	17,156.25	HEATH CONSULTANTS
11/30/2012	975	42815	1,181.25	HEATH CONSULTANTS
11/30/2012	975	53220	6,957.50	GRAY SUPPLY CO
11/30/2012	975	53220	7,590.00	GRAY SUPPLY CO
11/30/2012	975	53220	2,502.52	GRAY SUPPLY CO
11/30/2012	975	53220	25,357.50	GRAY SUPPLY CO
11/30/2012	975	53220	60,115.00	GRAY SUPPLY CO
11/30/2012	975	53220	35,075.00	GRAY SUPPLY CO
11/30/2012	975	53220	18,645.00	GRAY SUPPLY CO
11/30/2012	975	53220	4,140.00	GRAY SUPPLY CO
11/30/2012	975	53220	5,665.00	GRAY SUPPLY CO
11/30/2012	975	53220	5,940.00	GRAY SUPPLY CO
11/30/2012	975	53220	5,335.00	GRAY SUPPLY CO
11/30/2012	975	53220	4,840.00	GRAY SUPPLY CO
11/30/2012	975	53220	63,050.00	J F KIELY CONSTRUCTION CO
11/30/2012	975	53220	1,040.00	J F KIELY CONSTRUCTION CO

DATE	BUSINESS UNIT	NJNG ACOUNT	AMOUNT	DESCRIPTION
11/30/2012	975	53220	49,010.00	J F KIELY CONSTRUCTION CO
11/30/2012	975	53220	89,700.00	J F KIELY CONSTRUCTION CO
11/30/2012	975	53220	9,620.00	J F KIELY CONSTRUCTION CO
11/30/2012	975	53220	45,435.00	J F KIELY CONSTRUCTION CO
11/30/2012	975	53220	1,375.00	GRAY SUPPLY CO
11/30/2012	975	53220	1,375.00	GRAY SUPPLY CO
11/30/2012	975	53220	3,685.00	GRAY SUPPLY CO
11/30/2012	975	53220	21,905.00	J F KIELY CONSTRUCTION CO
11/30/2012	975	53220	1,495.00	J F KIELY CONSTRUCTION CO
11/30/2012	975	53220	130.00	J F KIELY CONSTRUCTION CO
11/30/2012	975	53220	520.00	J F KIELY CONSTRUCTION CO
11/30/2012	975	53220	520.00	J F KIELY CONSTRUCTION CO
11/30/2012	975	53220	40,885.00	J F KIELY CONSTRUCTION CO
11/30/2012	975	53220	8,840.00	J F KIELY CONSTRUCTION CO
11/30/2012	975	53220	390.00	J F KIELY CONSTRUCTION CO
11/30/2012	975	53220	390.00	J F KIELY CONSTRUCTION CO
11/30/2012	975	53220	260.00	J F KIELY CONSTRUCTION CO
11/30/2012	975	53220	520.00	J F KIELY CONSTRUCTION CO
11/30/2012	975	53220	520.00	J F KIELY CONSTRUCTION CO
11/30/2012	975	53220	13,640.00	GRAY SUPPLY CO
11/30/2012	975	53220	5,775.00	GRAY SUPPLY CO
11/30/2012	975	53220	18,850.00	J F KIELY CONSTRUCTION CO
11/30/2012	975	53220	10,140.00	J F KIELY CONSTRUCTION CO
12/10/2012	975	42815	32.99	Inventory
12/15/2012	975	53220	222.95	GRAY SUPPLY CO
12/15/2012	975	53220	3,757.86	GRAY SUPPLY CO
12/15/2012	975	53220	9,577.84	GRAY SUPPLY CO
12/15/2012	975	53220	3,630.00	GRAY SUPPLY CO
12/15/2012	975	53220	3,630.00	GRAY SUPPLY CO
12/15/2012	975	53220	660.00	GRAY SUPPLY CO
12/15/2012	975	53220	2,640.00	GRAY SUPPLY CO
12/15/2012	975	53220	1,320.00	GRAY SUPPLY CO
12/15/2012	975	53220	4,400.00	GRAY SUPPLY CO
12/15/2012	975	53220	11,605.00	GRAY SUPPLY CO
12/15/2012	975	53220	10,448.55	GRAY SUPPLY CO
12/15/2012	975	53220	1,767.84	GRAY SUPPLY CO
12/15/2012	975	53220	2,340.00	J F KIELY CONSTRUCTION CO
12/15/2012	975	53220	16,445.00	J F KIELY CONSTRUCTION CO
12/15/2012	975	53220	23,270.00	J F KIELY CONSTRUCTION CO
12/15/2012	975	53220	5,940.00	GRAY SUPPLY CO
12/15/2012	975	53220	660.00	GRAY SUPPLY CO
12/15/2012	975	53220	605.00	GRAY SUPPLY CO
12/15/2012	975	53220	550.00	GRAY SUPPLY CO
12/15/2012	975	53220	605.00	GRAY SUPPLY CO
12/15/2012	975	53220	330.00	GRAY SUPPLY CO
12/15/2012	975	53220	385.00	GRAY SUPPLY CO
12/15/2012	975	53220	385.00	GRAY SUPPLY CO
12/15/2012	975	53220	330.00	GRAY SUPPLY CO
12/15/2012	975	53220	385.00	GRAY SUPPLY CO
12/15/2012	975	53220	385.00	GRAY SUPPLY CO
12/15/2012	975	53220	(4,160.00)	J F KIELY CONSTRUCTION CO
12/15/2012	975	53220	1,320.00	GRAY SUPPLY CO
12/15/2012	975	53220	1,365.00	J F KIELY CONSTRUCTION CO
12/15/2012	975	53220	3,740.00	GRAY SUPPLY CO
12/15/2012	975	53220	2,915.00	GRAY SUPPLY CO
12/15/2012	975	53220	1,650.00	GRAY SUPPLY CO
12/15/2012	975	53220	4,785.00	GRAY SUPPLY CO
12/15/2012	975	53220	5,335.00	GRAY SUPPLY CO
12/15/2012	975	53220	12,196.80	GRAY SUPPLY CO
12/15/2012	975	53220	927.99	GRAY SUPPLY CO
12/15/2012	975	53220	780.00	J F KIELY CONSTRUCTION CO
12/15/2012	975	53220	260.00	J F KIELY CONSTRUCTION CO

DATE	BUSINESS UNIT	NJNG ACCOUNT	AMOUNT	DESCRIPTION
12/15/2012	975	53220	43,415.80	J F KIELY CONSTRUCTION CO
12/15/2012	975	53220	520.00	J F KIELY CONSTRUCTION CO
12/15/2012	975	53220	495.00	GRAY SUPPLY CO
12/15/2012	975	53220	55.00	GRAY SUPPLY CO
12/15/2012	975	53220	660.00	GRAY SUPPLY CO
12/15/2012	975	53220	780.00	J F KIELY CONSTRUCTION CO
12/15/2012	975	53220	635.67	GRAY SUPPLY CO
12/15/2012	975	53220	1,560.00	J F KIELY CONSTRUCTION CO
12/15/2012	975	53220	1,040.00	J F KIELY CONSTRUCTION CO
12/15/2012	975	53220	1,170.00	J F KIELY CONSTRUCTION CO
12/15/2012	975	53220	1,040.00	J F KIELY CONSTRUCTION CO
12/15/2012	975	53220	2,210.00	J F KIELY CONSTRUCTION CO
12/15/2012	975	53220	520.00	J F KIELY CONSTRUCTION CO
12/15/2012	975	53220	2,340.00	J F KIELY CONSTRUCTION CO
12/15/2012	975	53220	520.00	J F KIELY CONSTRUCTION CO
12/15/2012	975	53220	3,380.00	J F KIELY CONSTRUCTION CO
12/15/2012	975	53220	520.00	J F KIELY CONSTRUCTION CO
12/15/2012	975	53220	2,145.00	J F KIELY CONSTRUCTION CO
12/15/2012	975	53220	2,145.00	J F KIELY CONSTRUCTION CO
12/15/2012	975	53220	1,040.00	J F KIELY CONSTRUCTION CO
12/15/2012	975	53220	1,040.00	J F KIELY CONSTRUCTION CO
12/15/2012	975	53220	780.00	J F KIELY CONSTRUCTION CO
12/31/2012	975	42815	7,357.50	BWIP - DECEMBER 2012
12/31/2012	975	42815	32,340.85	Misc Reclass to Sandy
12/31/2012	975	53220	330.00	GRAY SUPPLY CO
12/31/2012	975	53220	3,960.00	GRAY SUPPLY CO
12/31/2012	975	53220	3,300.00	GRAY SUPPLY CO
12/31/2012	975	53220	3,250.00	J F KIELY CONSTRUCTION CO
12/31/2012	975	53220	44,135.00	J F KIELY CONSTRUCTION CO
12/31/2012	975	53220	7,370.00	GRAY SUPPLY CO
12/31/2012	975	53220	6,875.00	GRAY SUPPLY CO
12/31/2012	975	53220	800.00	GRAY SUPPLY CO
12/31/2012	975	53220	152,699.06	J F KIELY CONSTRUCTION CO
12/31/2012	975	53220	330.00	GRAY SUPPLY CO
12/31/2012	975	53220	330.00	GRAY SUPPLY CO
12/31/2012	975	53220	1,375.00	GRAY SUPPLY CO
12/31/2012	975	53220	1,155.00	GRAY SUPPLY CO
12/31/2012	975	53220	5,170.00	GRAY SUPPLY CO
12/31/2012	975	53220	5,005.00	GRAY SUPPLY CO
12/31/2012	975	53220	650.00	J F KIELY CONSTRUCTION CO
12/31/2012	975	53220	1,155.00	GRAY SUPPLY CO
12/31/2012	975	53220	16,511.72	J F KIELY CONSTRUCTION CO
12/31/2012	975	53220	650.00	J F KIELY CONSTRUCTION CO
12/31/2012	975	53220	1,560.00	J F KIELY CONSTRUCTION CO
1/10/2013	975	53220	63.36	Inventory
1/15/2013	975	53220	10,560.00	J F KIELY CONSTRUCTION CO
1/15/2013	975	53220	29,835.00	J F KIELY CONSTRUCTION CO
1/15/2013	975	53220	129.00	GRAY SUPPLY CO
1/15/2013	975	53220	2,838.37	GRAY SUPPLY CO
1/15/2013	975	53220	13,790.96	J F KIELY CONSTRUCTION CO
1/15/2013	975	53220	1,170.00	J F KIELY CONSTRUCTION CO
1/15/2013	975	53220	1,500.00	J F KIELY CONSTRUCTION CO
1/15/2013	975	53220	14,625.00	J F KIELY CONSTRUCTION CO
1/15/2013	975	53220	520.00	J F KIELY CONSTRUCTION CO
1/15/2013	975	53220	1,560.00	J F KIELY CONSTRUCTION CO
1/15/2013	975	53220	2,600.00	J F KIELY CONSTRUCTION CO
1/15/2013	975	53220	1,040.00	J F KIELY CONSTRUCTION CO
1/15/2013	975	53220	480.00	J F KIELY CONSTRUCTION CO
1/15/2013	975	53220	480.00	J F KIELY CONSTRUCTION CO
1/15/2013	975	53220	520.00	J F KIELY CONSTRUCTION CO
1/15/2013	975	53220	1,235.00	J F KIELY CONSTRUCTION CO
1/18/2013	975	42815	838.65	K. MOOREA LLC - TRAFFIC Control

DATE	BUSINESS UNIT	NJNG ACOUNT	AMOUNT	DESCRIPTION
1/30/2013	975	53220	48,840.00	J F KIELY CONSTRUCTION CO
1/30/2013	975	53220	84.50	GRAY SUPPLY CO
1/30/2013	975	53220	65.00	J F KIELY CONSTRUCTION CO
1/31/2013	975	42815	2,071.00	BWIP - JANUARY 2013
1/31/2013	975	42815	8,175.00	BWIP - JANUARY 2013
1/31/2013	975	42815	8,191.35	BWIP - JANUARY 2013
1/31/2013	975	42815	9,231.11	Sales Tax on Sandy items
2/1/2013	975	53220	72.62	Inventory
2/15/2013	975	53220	14,000.00	J F KIELY CONSTRUCTION CO
2/15/2013	975	53220	18,840.00	J F KIELY CONSTRUCTION CO
2/15/2013	975	53220	27,060.96	J F KIELY CONSTRUCTION CO
2/15/2013	975	53220	1,875.00	J F KIELY CONSTRUCTION CO
2/28/2013	975	53220	33,125.00	J F KIELY CONSTRUCTION CO
2/28/2013	975	53220	4,250.00	J F KIELY CONSTRUCTION CO
2/28/2013	975	53220	98.68	J F KIELY CONSTRUCTION CO
3/15/2013	975	53220	9,562.50	J F KIELY CONSTRUCTION CO
3/15/2013	975	53220	720.43	J F KIELY CONSTRUCTION CO
3/15/2013	975	53220	(12,500.00)	J F KIELY CONSTRUCTION CO
3/15/2013	975	53220	2,782.50	GRAY SUPPLY CO
3/30/2013	975	53220	2,648.14	J F KIELY CONSTRUCTION CO
3/30/2013	975	53220	1,180.22	J F KIELY CONSTRUCTION CO
3/30/2013	975	53220	2,990.00	J F KIELY CONSTRUCTION CO
3/30/2013	975	53220	1,040.00	J F KIELY CONSTRUCTION CO
3/30/2013	975	53220	375.00	J F KIELY CONSTRUCTION CO
3/31/2013	975	42815	615.94	Tax Expense Sandy
			<u>\$ 1,845,903.87</u>	

11/9/2012	975	42815	\$ 380.48	Inventory Issue
11/9/2012	975	42815	2,246.76	Inventory Issue
11/9/2012	975	42815	2,774.63	Inventory Issue
11/9/2012	975	42815	11.50	Inventory Issue
11/9/2012	975	42815	17.55	Inventory Issue
11/9/2012	975	42815	77.63	Inventory Issue
11/9/2012	975	42815	2,779.36	Inventory Issue
11/9/2012	975	42815	7.85	Inventory Issue
11/10/2012	975	42815	39.38	Inventory Issue
11/10/2012	975	42815	43.89	Inventory Issue
11/10/2012	975	42815	48.86	Inventory Issue
11/10/2012	975	42815	268.50	Inventory Issue
11/10/2012	975	42815	467.52	Inventory Issue
11/10/2012	975	42815	2,201.90	Inventory Issue
11/10/2012	975	42815	877.03	Inventory Issue
11/10/2012	975	42815	5,799.74	Inventory Issue
11/10/2012	975	42815	493.73	Inventory Issue
11/10/2012	975	42815	92.50	Inventory Issue
11/13/2012	975	42815	76.10	Inventory Issue
11/13/2012	975	42815	17.95	Inventory Issue
11/13/2012	975	42815	39.71	Inventory Issue
11/13/2012	975	42815	43.16	Inventory Issue
11/15/2012	975	42815	2,204.50	Inventory Issue
11/15/2012	975	42815	3,928.32	Inventory Issue
11/15/2012	975	42815	727.35	Inventory Issue
11/15/2012	975	42815	20.47	Inventory Issue
11/15/2012	975	42815	26.13	Inventory Issue
11/15/2012	975	42815	619.32	Inventory Issue
11/15/2012	975	42815	2,701.11	A&M INDUSTRIAL SUPPLY
11/16/2012	975	42815	629.50	Inventory Issue
11/18/2012	975	42815	24.52	Inventory Issue
11/18/2012	975	42815	25.34	Inventory Issue
11/18/2012	975	42815	34.87	Inventory Issue
11/18/2012	975	42815	44.15	Inventory Issue

DATE	BUSINESS UNIT	NJNG ACOUNT	AMOUNT	DESCRIPTION
11/18/2012	975	42815	1,679.20	Inventory Issue
11/18/2012	975	42815	40.66	Inventory Issue
11/20/2012	975	42815	9,851.21	Inventory Issue
11/26/2012	975	42815	220.30	Inventory Issue
11/26/2012	975	42815	18.02	Inventory Issue
11/26/2012	975	42815	27.03	Inventory Issue
11/26/2012	975	42815	22.00	Inventory Issue
11/26/2012	975	42815	64.71	Inventory Issue
11/26/2012	975	42815	240.54	Inventory Issue
11/26/2012	975	42815	52.66	Inventory Issue
11/26/2012	975	42815	185.32	Inventory Issue
11/26/2012	975	42815	50.84	GRAINGER
11/26/2012	975	42815	70.50	GRAINGER
11/26/2012	975	42815	77.65	GRAINGER
11/26/2012	975	42815	177.50	GRAINGER
11/27/2012	975	42815	85.75	Inventory Issue
11/27/2012	975	42815	45.92	Inventory Issue
11/27/2012	975	42815	85.76	Inventory Issue
11/27/2012	975	42815	11.50	Inventory Issue
11/27/2012	975	42815	45.92	Inventory Issue
11/27/2012	975	42815	53.70	Inventory Issue
11/27/2012	975	42815	62.95	Inventory Issue
11/27/2012	975	42815	85.75	Inventory Issue
11/27/2012	975	42815	10.67	Inventory Issue
11/27/2012	975	42815	78.19	Inventory Issue
11/27/2012	975	42815	11.50	Inventory Issue
11/27/2012	975	42815	91.83	Inventory Issue
11/27/2012	975	42815	171.51	Inventory Issue
11/27/2012	975	42815	48.90	Inventory Issue
11/27/2012	975	42815	45.92	Inventory Issue
11/27/2012	975	42815	85.76	Inventory Issue
11/27/2012	975	42815	53.70	Inventory Issue
11/27/2012	975	42815	124.06	Inventory Issue
11/27/2012	975	42815	142.74	Inventory Issue
11/27/2012	975	42815	268.65	Inventory Issue
11/27/2012	975	42815	62.95	Inventory Issue
11/27/2012	975	42815	171.51	Inventory Issue
11/27/2012	975	42815	52.66	Inventory Issue
11/28/2012	975	42815	2,549.51	Inventory Issue
11/28/2012	975	42815	3.78	Inventory Issue
11/28/2012	975	42815	4.56	Inventory Issue
11/28/2012	975	42815	10.46	Inventory Issue
11/28/2012	975	42815	37.00	Inventory Issue
11/28/2012	975	42815	49.04	Inventory Issue
11/28/2012	975	42815	60.24	Inventory Issue
11/28/2012	975	42815	973.53	Inventory Issue
11/29/2012	975	42815	47.97	Inventory Issue
11/29/2012	975	42815	47.97	Inventory Issue
11/29/2012	975	42815	47.48	Inventory Issue
11/29/2012	975	42815	3.77	Inventory Issue
11/29/2012	975	42815	8.29	Inventory Issue
11/29/2012	975	42815	16.86	Inventory Issue
11/29/2012	975	42815	28.94	Inventory Issue
11/29/2012	975	42815	42.66	Inventory Issue
11/29/2012	975	42815	106.47	Inventory Issue
11/29/2012	975	42815	124.06	Inventory Issue
11/29/2012	975	42815	147.02	Inventory Issue
11/29/2012	975	42815	218.64	Inventory Issue
11/29/2012	975	42815	233.22	Inventory Issue
11/29/2012	975	42815	257.26	Inventory Issue
11/29/2012	975	42815	268.66	Inventory Issue
11/30/2012	975	42815	32.99	Inventory Issue

DATE	BUSINESS UNIT	NJNG ACOUNT	AMOUNT	DESCRIPTION
11/30/2012	975	42815	58.40	Inventory Issue
11/30/2012	975	42815	148.72	Inventory Issue
11/30/2012	975	42815	180.58	Inventory Issue
11/30/2012	975	42815	216.60	Inventory Issue
11/30/2012	975	42815	216.60	Inventory Issue
11/30/2012	975	42815	219.20	Inventory Issue
11/30/2012	975	42815	283.02	Inventory Issue
11/30/2012	975	42815	323.54	Inventory Issue
11/30/2012	975	42815	740.90	Inventory Issue
11/30/2012	975	42815	49.02	Inventory Issue
11/30/2012	975	42815	266.88	Inventory Issue
11/30/2012	975	42815	772.31	Inventory Issue
11/30/2012	975	42815	101.65	Inventory Issue
11/30/2012	975	42815	120.39	Inventory Issue
11/30/2012	975	42815	512.05	Inventory Issue
11/30/2012	975	42815	757.53	Inventory Issue
11/30/2012	975	42815	975.00	Inventory Issue
12/1/2012	975	42815	178.56	Inventory Issue
12/1/2012	975	42815	11.46	Inventory Issue
12/1/2012	975	42815	29.43	Inventory Issue
12/1/2012	975	42815	39.83	Inventory Issue
12/1/2012	975	42815	107.40	Inventory Issue
12/1/2012	975	42815	3,895.13	Inventory Issue
12/1/2012	975	42815	575.26	A&M INDUSTRIAL SUPPLY
12/2/2012	975	42815	5,184.00	Inventory Issue
12/2/2012	975	42815	1,531.71	Inventory Issue
12/2/2012	975	42815	11.50	Inventory Issue
12/2/2012	975	42815	14.63	Inventory Issue
12/2/2012	975	42815	37.66	GRAINGER
12/2/2012	975	42815	43.40	GRAINGER
12/2/2012	975	42815	51.52	GRAINGER
12/2/2012	975	42815	52.30	GRAINGER
12/2/2012	975	42815	59.64	GRAINGER
12/2/2012	975	42815	63.65	GRAINGER
12/2/2012	975	42815	115.84	GRAINGER
12/3/2012	975	42815	7.58	Inventory Issue
12/3/2012	975	42815	14.44	Inventory Issue
12/3/2012	975	42815	24.21	Inventory Issue
12/3/2012	975	42815	25.62	Inventory Issue
12/3/2012	975	42815	29.44	Inventory Issue
12/3/2012	975	42815	57.25	Inventory Issue
12/3/2012	975	42815	117.27	Inventory Issue
12/3/2012	975	42815	163.32	Inventory Issue
12/4/2012	975	42815	525.08	Inventory Issue
12/4/2012	975	42815	15.38	GRAINGER, W W
12/4/2012	975	42815	4.46	GRAINGER, W W
12/4/2012	975	42815	7.21	GRAINGER, W W
12/4/2012	975	42815	2.64	GRAINGER, W W
12/5/2012	975	42815	24.45	Inventory Issue
12/5/2012	975	42815	7.55	Inventory Issue
12/5/2012	975	42815	59.52	Inventory Issue
12/6/2012	975	42815	460.98	Inventory Issue
12/6/2012	975	42815	734.65	Inventory Issue
12/6/2012	975	42815	301.20	Inventory Issue
12/6/2012	975	42815	32.00	Inventory Issue
12/6/2012	975	42815	48.00	Inventory Issue
12/6/2012	975	42815	59.00	Inventory Issue
12/6/2012	975	42815	84.40	Inventory Issue
12/6/2012	975	42815	229.00	Inventory Issue
12/6/2012	975	42815	160.39	Inventory Issue
12/7/2012	975	42815	5.49	Inventory Issue
12/7/2012	975	42815	5.60	Inventory Issue

DATE	BUSINESS UNIT	NJNG ACOUNT	AMOUNT	DESCRIPTION
12/7/2012	975	42815	31.91	Inventory Issue
12/7/2012	975	42815	48.90	Inventory Issue
12/7/2012	975	42815	71.22	Inventory Issue
12/7/2012	975	42815	80.02	Inventory Issue
12/7/2012	975	42815	132.46	Inventory Issue
12/7/2012	975	42815	163.32	Inventory Issue
12/7/2012	975	42815	20.80	Inventory Issue
12/7/2012	975	42815	28.57	Inventory Issue
12/7/2012	975	42815	28.87	Inventory Issue
12/9/2012	975	42815	41.35	Inventory Issue
12/9/2012	975	42815	119.04	Inventory Issue
12/10/2012	975	42815	173.57	Inventory Issue
12/10/2012	975	42815	806.13	Inventory Issue
12/10/2012	975	42815	59.52	Inventory Issue
12/10/2012	975	42815	41.35	Inventory Issue
12/10/2012	975	42815	85.76	Inventory Issue
12/10/2012	975	42815	37.38	Inventory Issue
12/12/2012	975	42815	3.78	Inventory Issue
12/12/2012	975	42815	59.52	Inventory Issue
12/13/2012	975	42815	52.66	Inventory Issue
12/13/2012	975	42815	1,209.19	Inventory Issue
12/13/2012	975	42815	47.48	Inventory Issue
12/13/2012	975	42815	29.24	Inventory Issue
12/13/2012	975	42815	30.12	Inventory Issue
12/13/2012	975	42815	69.00	Inventory Issue
12/13/2012	975	42815	48.27	Inventory Issue
12/13/2012	975	42815	403.06	Inventory Issue
12/14/2012	975	42815	54.97	Inventory Issue
12/14/2012	975	42815	160.32	Inventory Issue
12/14/2012	975	42815	266.84	Inventory Issue
12/14/2012	975	42815	35.64	Inventory Issue
12/14/2012	975	42815	292.29	Inventory Issue
12/14/2012	975	42815	548.79	Inventory Issue
12/14/2012	975	42815	1,519.90	Inventory Issue
12/14/2012	975	42815	949.70	Inventory Issue
12/15/2012	975	42815	84.70	Inventory Issue
12/15/2012	975	42815	1,024.10	Inventory Issue
12/15/2012	975	42815	2,418.38	Inventory Issue
12/15/2012	975	42815	125.90	Inventory Issue
12/16/2012	975	42815	41.35	Inventory Issue
12/16/2012	975	42815	8.54	Inventory Issue
12/16/2012	975	42815	12.10	Inventory Issue
12/16/2012	975	42815	12.44	Inventory Issue
12/16/2012	975	42815	31.00	Inventory Issue
12/16/2012	975	42815	92.60	Inventory Issue
12/17/2012	975	42815	15.66	Inventory Issue
12/17/2012	975	42815	215.09	Inventory Issue
12/17/2012	975	42815	234.31	Inventory Issue
12/17/2012	975	42815	426.60	Inventory Issue
12/17/2012	975	42815	515.13	Inventory Issue
12/17/2012	975	42815	519.60	Inventory Issue
12/17/2012	975	42815	832.33	Inventory Issue
12/17/2012	975	42815	1,300.96	Inventory Issue
12/17/2012	975	42815	310.76	Inventory Issue
12/17/2012	975	42815	118.59	Inventory Issue
12/17/2012	975	42815	161.90	Inventory Issue
12/17/2012	975	42815	432.10	Inventory Issue
12/17/2012	975	42815	227.92	Inventory Issue
12/17/2012	975	42815	309.39	Inventory Issue
12/17/2012	975	42815	597.42	Inventory Issue
12/17/2012	975	42815	14.61	Inventory Issue
12/17/2012	975	42815	25.04	Inventory Issue

DATE	BUSINESS UNIT	NJNG ACOUNT	AMOUNT	DESCRIPTION
12/17/2012	975	42815	25.47	Inventory Issue
12/17/2012	975	42815	28.80	Inventory Issue
12/17/2012	975	42815	75.00	Inventory Issue
12/17/2012	975	42815	124.06	Inventory Issue
12/17/2012	975	42815	59.20	Inventory Issue
12/17/2012	975	42815	179.10	Inventory Issue
12/17/2012	975	42815	204.10	Inventory Issue
12/17/2012	975	42815	236.65	Inventory Issue
12/18/2012	975	42815	19.85	Inventory Issue
12/18/2012	975	42815	37.00	Inventory Issue
12/18/2012	975	42815	96.33	Inventory Issue
12/18/2012	975	42815	113.32	Inventory Issue
12/18/2012	975	42815	238.08	Inventory Issue
12/19/2012	975	42815	189.21	Inventory Issue
12/19/2012	975	42815	1,613.64	Inventory Issue
12/20/2012	975	42815	51.89	Inventory Issue
12/21/2012	975	42815	316.78	Inventory Issue
12/21/2012	975	42815	67.49	Inventory Issue
12/21/2012	975	42815	126.39	Inventory Issue
12/21/2012	975	42815	126.66	Inventory Issue
12/21/2012	975	42815	137.61	Inventory Issue
12/21/2012	975	42815	247.56	Inventory Issue
12/21/2012	975	42815	260.78	Inventory Issue
12/21/2012	975	42815	260.78	Inventory Issue
12/21/2012	975	42815	1,308.64	Inventory Issue
12/21/2012	975	42815	500.00	GASBREAKER, INC.
12/26/2012	975	42815	33.07	Inventory Issue
12/28/2012	975	42815	39.55	Inventory Issue
12/28/2012	975	42815	61.93	Inventory Issue
12/28/2012	975	42815	101.98	Inventory Issue
12/28/2012	975	42815	356.84	Inventory Issue
12/29/2012	975	42815	7.40	Inventory Issue
12/29/2012	975	42815	69.00	Inventory Issue
12/29/2012	975	42815	79.40	Inventory Issue
12/29/2012	975	42815	226.64	Inventory Issue
12/31/2012	975	42815	44.99	Inventory Issue
12/31/2012	975	42815	71.22	Inventory Issue
12/31/2012	975	42815	779,704.00	Sandy - Stores Exp Issues Nov 2012
12/31/2012	975	42815	412,066.23	Sandy - Stores Exp Issues Dec 2012
12/31/2012	975	42815	(29.69)	SALES TAX
1/2/2013	975	42815	(7.40)	Inventory Issue
1/2/2013	975	42815	15.96	Inventory Issue
1/2/2013	975	42815	39.98	Inventory Issue
1/3/2013	975	42815	440.65	Inventory Issue
1/3/2013	975	42815	644.02	Inventory Issue
1/3/2013	975	42815	805.50	Inventory Issue
1/3/2013	975	42815	1,742.52	Inventory Issue
1/6/2013	975	42815	3.79	Inventory Issue
1/6/2013	975	42815	40.73	Inventory Issue
1/6/2013	975	42815	44.99	Inventory Issue
1/6/2013	975	42815	66.13	Inventory Issue
1/7/2013	975	42815	8.12	Inventory Issue
1/7/2013	975	42815	54.84	Inventory Issue
1/7/2013	975	42815	149.17	Inventory Issue
1/7/2013	975	42815	27.28	Inventory Issue
1/7/2013	975	42815	2,266.40	Inventory Issue
1/9/2013	975	42815	5.54	Inventory Issue
1/9/2013	975	42815	11.69	Inventory Issue
1/9/2013	975	42815	22.82	Inventory Issue
1/9/2013	975	42815	23.74	Inventory Issue
1/9/2013	975	42815	24.55	Inventory Issue
1/9/2013	975	42815	27.28	Inventory Issue

DATE	BUSINESS UNIT	NJNG ACOUNT	AMOUNT	DESCRIPTION
1/9/2013	975	42815	39.98	Inventory Issue
1/9/2013	975	42815	57.94	Inventory Issue
1/9/2013	975	42815	62.95	Inventory Issue
1/9/2013	975	42815	12.44	Inventory Issue
1/9/2013	975	42815	44.69	Inventory Issue
1/9/2013	975	42815	92.56	Inventory Issue
1/9/2013	975	42815	94.96	Inventory Issue
1/9/2013	975	42815	125.28	Inventory Issue
1/10/2013	975	42815	7.53	Inventory Issue
1/10/2013	975	42815	10.44	Inventory Issue
1/10/2013	975	42815	11.04	Inventory Issue
1/10/2013	975	42815	25.98	Inventory Issue
1/10/2013	975	42815	28.80	Inventory Issue
1/10/2013	975	42815	29.93	Inventory Issue
1/10/2013	975	42815	115.53	Inventory Issue
1/11/2013	975	42815	1.89	Inventory Issue
1/11/2013	975	42815	5.22	Inventory Issue
1/11/2013	975	42815	24.21	Inventory Issue
1/12/2013	975	42815	21.00	Inventory Issue
1/12/2013	975	42815	39.70	Inventory Issue
1/12/2013	975	42815	200.01	Inventory Issue
1/12/2013	975	42815	70.31	Inventory Issue
1/13/2013	975	42815	5.33	Inventory Issue
1/13/2013	975	42815	39.99	Inventory Issue
1/13/2013	975	42815	46.18	Inventory Issue
1/14/2013	975	42815	63.00	Inventory Issue
1/14/2013	975	42815	11.28	Inventory Issue
1/14/2013	975	42815	68.99	Inventory Issue
1/14/2013	975	42815	103.15	Inventory Issue
1/14/2013	975	42815	153.69	Inventory Issue
1/14/2013	975	42815	2.78	Inventory Issue
1/14/2013	975	42815	3.44	Inventory Issue
1/14/2013	975	42815	3.58	Inventory Issue
1/14/2013	975	42815	273.68	Inventory Issue
1/14/2013	975	42815	7.36	Inventory Issue
1/14/2013	975	42815	21.47	Inventory Issue
1/14/2013	975	42815	77.94	Inventory Issue
1/14/2013	975	42815	79.97	Inventory Issue
1/14/2013	975	42815	16.86	Inventory Issue
1/14/2013	975	42815	41.22	Inventory Issue
1/14/2013	975	42815	67.03	Inventory Issue
1/14/2013	975	42815	74.64	Inventory Issue
1/14/2013	975	42815	84.16	Inventory Issue
1/14/2013	975	42815	113.50	Inventory Issue
1/14/2013	975	42815	113.73	Inventory Issue
1/14/2013	975	42815	114.55	Inventory Issue
1/14/2013	975	42815	132.16	Inventory Issue
1/14/2013	975	42815	309.47	Inventory Issue
1/14/2013	975	42815	402.04	Inventory Issue
1/14/2013	975	42815	667.78	Inventory Issue
1/14/2013	975	42815	(11.35)	Inventory Returns
1/14/2013	975	42815	(316.32)	Inventory Returns
1/15/2013	975	42815	30.99	Inventory Issue
1/15/2013	975	42815	108.67	Inventory Issue
1/15/2013	975	42815	326.05	Inventory Issue
1/15/2013	975	42815	30.73	Inventory Issue
1/15/2013	975	42815	394.88	Inventory Issue
1/15/2013	975	42815	236.28	Inventory Issue
1/15/2013	975	42815	670.49	Inventory Issue
1/15/2013	975	42815	967.25	Inventory Issue
1/16/2013	975	42815	37.15	Inventory Issue
1/16/2013	975	42815	216.92	Inventory Issue

DATE	BUSINESS UNIT	NJNG ACOUNT	AMOUNT	DESCRIPTION
1/16/2013	975	42815	(469.87)	Inventory Returns
1/16/2013	975	42815	(335.62)	Inventory Returns
1/17/2013	975	42815	1,499.33	Inventory Issue
1/17/2013	975	42815	552.27	Inventory Issue
1/17/2013	975	42815	767.07	Inventory Issue
1/17/2013	975	42815	1,259.00	Inventory Issue
1/17/2013	975	42815	153.94	Inventory Issue
1/17/2013	975	42815	182.94	Inventory Issue
1/18/2013	975	42815	1,598.53	Inventory Issue
1/21/2013	975	42815	962.33	Inventory Issue
1/21/2013	975	42815	62.95	Inventory Issue
1/21/2013	975	42815	(6,957.71)	Inventory Returns
1/22/2013	975	42815	6.09	Inventory Issue
1/22/2013	975	42815	94.67	Inventory Issue
1/22/2013	975	42815	112.32	Inventory Issue
1/22/2013	975	42815	43.80	Inventory Issue
1/22/2013	975	42815	82.59	Inventory Issue
1/24/2013	975	42815	12.44	Inventory Issue
1/24/2013	975	42815	216.82	Inventory Issue
1/25/2013	975	42815	7.80	Atlantic Supply
1/25/2013	975	42815	58.67	Atlantic Supply
1/27/2013	975	42815	57.25	Inventory Issue
1/27/2013	975	42815	175.60	Inventory Issue
1/27/2013	975	42815	494.67	Inventory Issue
1/28/2013	975	42815	359.60	Inventory Issue
1/28/2013	975	42815	143.84	Inventory Issue
1/28/2013	975	42815	(323.64)	Inventory Returns
1/29/2013	975	42815	320.94	Inventory Issue
1/29/2013	975	42815	628.62	Inventory Issue
1/29/2013	975	42815	930.21	Inventory Issue
1/29/2013	975	42815	1,061.95	Inventory Issue
1/30/2013	975	42815	8.29	Inventory Issue
1/30/2013	975	42815	16.16	Inventory Issue
1/30/2013	975	42815	24.38	Inventory Issue
1/30/2013	975	42815	33.12	Inventory Issue
1/30/2013	975	42815	47.48	Inventory Issue
2/3/2013	975	42815	453.28	Inventory Issue
2/6/2013	975	42815	1,807.00	Inventory Issue
2/6/2013	975	42815	775.86	Inventory Issue
2/6/2013	975	42815	290.83	Inventory Issue
2/6/2013	975	42815	333.89	Inventory Issue
2/6/2013	975	42815	534.22	Inventory Issue
2/6/2013	975	42815	113.24	Inventory Issue
2/6/2013	975	42815	145.12	Inventory Issue
2/6/2013	975	42815	153.78	Inventory Issue
2/6/2013	975	42815	221.08	Inventory Issue
2/6/2013	975	42815	1,427.85	Inventory Issue
2/7/2013	975	42815	29.93	Inventory Issue
2/9/2013	975	42815	268.06	Inventory Issue
2/9/2013	975	42815	132.85	Inventory Issue
2/9/2013	975	42815	132.85	Inventory Issue
2/9/2013	975	42815	325.44	Inventory Issue
2/9/2013	975	42815	10.30	Inventory Issue
2/9/2013	975	42815	12.45	Inventory Issue
2/9/2013	975	42815	(412.35)	Inventory Returns
2/10/2013	975	42815	11.73	Inventory Issue
2/10/2013	975	42815	15.95	Inventory Issue
2/10/2013	975	42815	119.31	Inventory Issue
2/10/2013	975	42815	150.46	Inventory Issue
2/10/2013	975	42815	163.33	Inventory Issue
2/10/2013	975	42815	164.72	Inventory Issue
2/10/2013	975	42815	202.61	Inventory Issue

DATE	BUSINESS UNIT	NJNG ACOUNT	AMOUNT	DESCRIPTION
2/10/2013	975	42815	297.47	Inventory Issue
2/10/2013	975	42815	602.80	Inventory Issue
2/10/2013	975	42815	30.54	Inventory Issue
2/10/2013	975	42815	(32.52)	Inventory Returns
2/12/2013	975	42815	8,096.00	Inventory Issue
2/13/2013	975	42815	2,859.52	Inventory Issue
2/13/2013	975	42815	15.81	Inventory Issue
2/13/2013	975	42815	21.69	Inventory Issue
2/13/2013	975	42815	37.96	Inventory Issue
2/17/2013	975	42815	16.90	Inventory Issue
2/17/2013	975	42815	52.73	Inventory Issue
2/17/2013	975	42815	71.06	Inventory Issue
2/17/2013	975	42815	126.26	Inventory Issue
2/17/2013	975	42815	25.41	Inventory Issue
2/17/2013	975	42815	67.88	Inventory Issue
2/17/2013	975	42815	89.25	Inventory Issue
2/17/2013	975	42815	932.70	Inventory Issue
2/17/2013	975	42815	127.20	Inventory Issue
2/17/2013	975	42815	178.47	Inventory Issue
2/17/2013	975	42815	246.16	Inventory Issue
2/17/2013	975	42815	742.00	Inventory Issue
2/17/2013	975	42815	755.51	Inventory Issue
2/17/2013	975	42815	986.70	Inventory Issue
2/17/2013	975	42815	2,546.00	Inventory Issue
2/17/2013	975	42815	25.24	Inventory Issue
2/17/2013	975	42815	40.03	Inventory Issue
2/17/2013	975	42815	496.20	Inventory Issue
2/17/2013	975	42815	(1,632.86)	Inventory Returns
2/17/2013	975	42815	(742.00)	Inventory Returns
2/17/2013	975	42815	(986.70)	Inventory Returns
2/17/2013	975	42815	(3,368.75)	Inventory Returns
2/17/2013	975	42815	(4,047.00)	Inventory Returns
2/17/2013	975	42815	(246.16)	Inventory Returns
2/19/2013	975	42815	128.68	Inventory Issue
2/19/2013	975	42815	179.60	Inventory Issue
2/19/2013	975	42815	218.70	Inventory Issue
2/19/2013	975	42815	256.89	Inventory Issue
2/19/2013	975	42815	324.00	Inventory Issue
2/20/2013	975	42815	54.90	Inventory Issue
2/20/2013	975	42815	212.89	Inventory Issue
2/20/2013	975	42815	289.55	Inventory Issue
2/20/2013	975	42815	295.49	Inventory Issue
2/20/2013	975	42815	830.99	Inventory Issue
2/20/2013	975	42815	3,572.28	Inventory Issue
2/24/2013	975	42815	1,686.62	Inventory Issue
2/24/2013	975	42815	2,114.50	Inventory Issue
2/24/2013	975	42815	(416.88)	Inventory Returns
2/24/2013	975	42815	(3,828.83)	Inventory Returns
2/25/2013	975	42815	2,022.96	Inventory Issue
2/25/2013	975	42815	91.97	Inventory Issue
2/25/2013	975	42815	184.75	Inventory Issue
2/25/2013	975	42815	2,504.36	Inventory Issue
2/28/2013	975	42815	(262,268.40)	Inventory Adj Sandy Nov 2012
3/1/2013	975	42815	1,536.15	Inventory Issue
3/11/2013	975	42815	351.78	Inventory Issue
3/11/2013	975	42815	1,786.14	Inventory Issue
3/23/2013	975	42815	3,086.96	Inventory Issue
			<u>\$ 1,076,767.05</u>	
11/30/2012	975	42815	\$ 183,096.32	Actual Application Development
12/31/2012	975	42815	44,240.50	Actual Application Development

DATE	BUSINESS UNIT	NJNG ACOUNT	AMOUNT	DESCRIPTION
1/31/2013	975	42815	17,934.26	Actual Application Development
2/28/2013	975	42815	347.94	Actual Application Development
3/31/2013	975	42815	1,479.84	Actual Application Development
11/30/2012	975	42815	22,815.49	Other Sandy Costs
11/30/2012	975	42815	200,000.00	SANDY Deferred Expenses
11/30/2012	975	42815	98,885.05	SANDY Reclass Expenses
11/30/2012	975	42815	160,000.00	SANDY Reclass Expenses
11/30/2012	975	42815	254,693.30	SANDY Reclass Expenses
11/30/2012	975	42815	8,375.21	Stores OH Cleared to O&M
12/31/2012	975	42815	38,152.59	Sandy chgs to NJNG Nov 2012
12/31/2012	975	42815	(98,885.05)	Fringe adjust NOV & DEC 2012
12/31/2012	975	42815	465,658.19	Reclass Event Based OT to SANDY - S&P
12/31/2012	975	42815	(21,963.56)	Stores OH Cleared to O&M
1/30/2013	975	42815	7,842.23	Stores OH Cleared to O&M
1/31/2013	975	42815	(3,921.11)	Stores OH Cleared to O&M
2/28/2013	975	42815	158,430.27	Sandy Adjustments - FICA Taxes
2/28/2013	975	42815	6,873.20	Stores OH Cleared to O&M
3/31/2013	975	42815	2,270.14	Stores OH Cleared to O&M
			<u>\$ 1,546,324.81</u>	
			<u>\$ 14,665,811.03</u>	

Summary of Super Storm Sandy Construction Costs As of March 31, 2013

Type of Charges

NJNG Labor including overtime	\$ 446,428.80
Mutual Aid and Alliance Contractors	6,733,101.48
System Supplies - Material	6,019,129.58
Permits	17,465.00
Traffic Control	21,509.96
Company Overheads	1,236,409.53
Total Construction Costs	<u>\$ 14,474,044.35</u>

DATE	BusUnit	Acct	Amount	Explanation
11/18/2012	61910050	11110	\$ 74.11	Payroll Labor Distribution
11/18/2012	61910050	11110	195.68	Payroll Labor Distribution
12/9/2012	61910050	11110	85.82	Payroll Labor Distribution
12/9/2012	61910050	11110	103.40	Payroll Labor Distribution
2/3/2013	61910050	11110	42.29	Payroll Labor Distribution
2/10/2013	61910050	11110	97.53	Payroll Labor Distribution
3/10/2013	61910050	11110	53.88	Payroll Labor Distribution
3/17/2013	61910050	11110	309.86	Payroll Labor Distribution
3/24/2013	61910050	11110	28.29	Payroll Labor Distribution
3/24/2013	61910050	11110	720.63	Payroll Labor Distribution
12/9/2012	61910050	11110	184.05	Payroll Labor Distribution
12/23/2012	61910050	11110	74.55	Payroll Labor Distribution
12/23/2012	61910050	11110	212.57	Payroll Labor Distribution
11/18/2012	61910050	11110	157.36	Payroll Labor Distribution
1/6/2013	61910050	11110	762.01	Payroll Labor Distribution
2/10/2013	61910050	11110	43.56	Payroll Labor Distribution
2/17/2013	61910050	11110	57.53	Payroll Labor Distribution
2/24/2013	61910050	11110	117.34	Payroll Labor Distribution
3/3/2013	61910050	11110	222.91	Payroll Labor Distribution
3/24/2013	61910050	11110	7,088.77	Payroll Labor Distribution

10,632.14

11/20/2012	61910050	11120	7,334.00	MCJUNKIN REDMAN CORPORATION
11/23/2012	61910050	11120	1,560.00	EASTCOM ASSOCIATES INC
1/17/2013	61910050	11120	13,294.91	A&M INDUSTRIAL SUPPLY
1/17/2013	61910050	11120	94,254.41	A&M INDUSTRIAL SUPPLY
11/26/2012	61910050	11120	13,479.15	MUELLER COMPANY
12/1/2012	61910050	11120	11,497.40	MULCARE PIPELINE SOLUTIONS INC
12/20/2012	61910050	11120	1,312.48	UPSCO INC
1/24/2013	61910050	11120	13,333.59	LOUIS P CANUSO INC
1/17/2013	61910050	11120	19,216.29	A&M INDUSTRIAL SUPPLY
11/23/2012	61910050	11120	22.00	EASTCOM ASSOCIATES INC
12/4/2012	61910050	11120	2,453.00	A&M INDUSTRIAL SUPPLY
12/20/2012	61910050	11120	2,442.00	UPSCO INC
1/17/2013	61910050	11120	63,380.54	A&M INDUSTRIAL SUPPLY
11/27/2012	61910050	11120	(86.43)	MUELLER CO
1/22/2013	61910050	11120	9,551.50	MCJUNKIN RED MAN CORPORATION
11/18/2012	61910050	11121	1,133.58	Inventory Issue
12/17/2012	61910050	11121	72.62	Inventory Issue
12/18/2012	61910050	11121	72.62	Inventory Issue
1/8/2013	61910050	11121	72.62	Inventory Issue
1/17/2013	61910050	11121	3,699.60	Inventory Issue
2/5/2013	61910050	11121	9.93	2" service
2/5/2013	61910050	11121	65.64	2" service
2/26/2013	61910050	11121	72.62	Inventory Issue
2/26/2013	61910050	11121	72.62	Inventory Issue
3/19/2013	61910050	11121	72.62	Inventory Issue
12/18/2012	61910050	11121	72.62	Inventory Issue
11/20/2012	61910050	11121	310.86	Inventory Issue
12/10/2012	61910050	11121	524.93	Inventory Issue
12/10/2012	61910050	11121	524.93	Inventory Issue
12/11/2012	61910050	11121	1,964.49	Inventory Issue
12/11/2012	61910050	11121	3,561.30	Inventory Issue
12/14/2012	61910050	11121	1,334.40	Inventory Issue
12/18/2012	61910050	11121	72.62	Inventory Issue
12/27/2012	61910050	11121	72.62	Inventory Issue
1/31/2013	61910050	11121	78.88	Inventory Issue
2/11/2013	61910050	11121	10.97	Inventory Issue
3/11/2013	61910050	11121	9.93	2" plastic
3/11/2013	61910050	11121	66.47	2" plastic
11/18/2012	61910050	11121	1,124.02	Inventory Issue
12/14/2012	61910050	11121	1,481.40	Inventory Issue
1/7/2013	61910050	11121	274.20	Inventory Issue
1/8/2013	61910050	11121	72.62	Inventory Issue
1/8/2013	61910050	11121	72.62	Inventory Issue
1/10/2013	61910050	11121	2,132.58	Inventory Issue

DATE	BusUnit	Acct	Amount	Explanation
2/1/2013	61910050	11121	72.62	Inventory Issue
2/5/2013	61910050	11121	7.72	2" service
3/11/2013	61910050	11121	7.66	2" plastic
11/30/2012	61910050	11121	19,070.77	Bulk Out Kiely
12/31/2012	61910050	11121	17,380.45	Bulkout Kiely
1/31/2013	61910050	11121	23,251.17	Bulk Out JF Kiely
2/28/2013	61910050	11121	17,361.44	BULKOUT J.F. KIELY
3/31/2013	61910050	11121	478.70	Bulk Out Gray Supply
2/28/2013	61910050	11121	2,974.58	BULKOUT GRAY
1/31/2013	61910050	11121	2,014.27	Bulk Out Gray Supply
3/31/2013	61910050	11121	2,615.38	Bulk Out Kiely
11/30/2012	61910050	11121	7,231.50	Bulk Out Gray Supply
12/31/2012	61910050	11121	2,238.97	Bulkout Gray Supply
12/6/2012	61910050	11121	533.76	Inventory Issue
1/15/2013	61910050	11121	1,481.79	Inventory Issue
11/27/2012	61910050	11121	5,821.40	Inventory Issue
12/6/2012	61910050	11121	5,822.40	Inventory Issue
12/17/2012	61910050	11121	18.94	Inventory Issue
1/2/2013	61910050	11121	1,168.69	Inventory Issue
1/10/2013	61910050	11121	1,551.70	Inventory Issue
12/2/2012	61910050	11121	2,779.03	Inventory Issue
1/2/2013	61910050	11121	980.58	Inventory Issue
1/2/2013	61910050	11121	1,931.64	Inventory Issue
1/10/2013	61910050	11121	1,517.93	Inventory Issue
11/27/2012	61910050	11121	2,659.22	Inventory Issue
12/6/2012	61910050	11121	2,662.88	Inventory Issue
12/13/2012	61910050	11121	27.92	Inventory Issue
12/14/2012	61910050	11121	723.40	Inventory Issue
11/26/2012	61910050	11121	222.63	Inventory Issue
3/11/2013	61910050	11121	23.96	2" service
3/11/2013	61910050	11121	61.93	2" service
3/11/2013	61910050	11121	66.47	2" service
3/11/2013	61910050	11121	6.62	2" service
3/11/2013	61910050	11121	110.24	2" service
3/11/2013	61910050	11121	59.66	2" service
3/11/2013	61910050	11121	6.62	2" service
3/11/2013	61910050	11121	18.27	2" service
3/11/2013	61910050	11121	123.19	2" service
			<u>397,237.87</u>	
12/31/2012	61910050	11141	31.06	AFUDC December
1/31/2013	61910050	11141	66.88	AFUDC
3/31/2013	61910050	11141	146.79	AFUDC
2/28/2013	61910050	11141	93.65	February AFUDC
12/31/2012	61910050	11141	1.27	AFUDC December
3/31/2013	61910050	11141	2.29	AFUDC
1/31/2013	61910050	11141	2.19	AFUDC
2/28/2013	61910050	11141	1.95	February AFUDC
12/31/2012	61910050	11141	3.89	AFUDC December
2/28/2013	61910050	11141	9.09	February AFUDC
1/31/2013	61910050	11141	10.00	AFUDC
3/31/2013	61910050	11141	13.03	AFUDC
12/31/2012	61910050	11141	1.65	AFUDC December
1/31/2013	61910050	11141	1.65	AFUDC
2/28/2013	61910050	11141	1.19	February AFUDC
3/31/2013	61910050	11141	3.25	AFUDC
			<u>389.83</u>	
12/31/2012	61910050	11142	(1,122.08)	Stores Overhead
2/28/2013	61910050	11142	5,249.62	Stores Overhead
11/30/2012	61910050	11142	13,129.38	Stores Overhead
3/31/2013	61910050	11142	777.58	Stores Overhead
1/31/2013	61910050	11142	3,964.68	Stores Overhead
12/31/2012	61910050	11142	(242.80)	Stores Overhead
1/31/2013	61910050	11142	1,865.53	Stores Overhead

DATE	BusUnit	Acct	Amount	Explanation
11/30/2012	61910050	11142	2,647.37	Stores Overhead
11/30/2012	61910050	11142	1,209.32	Stores Overhead
12/31/2012	61910050	11142	(237.30)	Stores Overhead
1/31/2013	61910050	11142	183.72	Stores Overhead
11/30/2012	61910050	11142	101.24	Stores Overhead
3/31/2013	61910050	11142	114.09	Stores Overhead
12/31/2012	61910050	11143	19,385.63	Company Overhead
2/28/2013	61910050	11143	47,474.46	Company Overheads
11/30/2012	61910050	11143	14,398.72	Comapny Overheads
1/31/2013	61910050	11143	67,087.09	Company Overhead
3/31/2013	61910050	11143	20,412.44	Company Overhead
1/31/2013	61910050	11143	949.18	Company Overhead
3/31/2013	61910050	11143	1,152.53	Company Overhead
11/30/2012	61910050	11143	1,927.17	Comapny Overheads
12/31/2012	61910050	11143	3,199.87	Company Overhead
2/28/2013	61910050	11143	3,330.29	Company Overheads
11/30/2012	61910050	11143	929.52	Comapny Overheads
3/31/2013	61910050	11143	112.38	Company Overhead
2/28/2013	61910050	11143	2,626.53	Company Overheads

210,626.16

11/30/2012	61910050	11150	780.00	J F KIELY CONSTRUCTION CO
11/30/2012	61910050	11150	1,040.00	J F KIELY CONSTRUCTION CO
11/30/2012	61910050	11150	1,040.00	J F KIELY CONSTRUCTION CO
11/30/2012	61910050	11150	2,695.00	GRAY SUPPLY CO
11/30/2012	61910050	11150	260.00	J F KIELY CONSTRUCTION CO
11/30/2012	61910050	11150	845.00	J F KIELY CONSTRUCTION CO
11/30/2012	61910050	11150	1,820.00	J F KIELY CONSTRUCTION CO
11/30/2012	61910050	11150	1,365.00	J F KIELY CONSTRUCTION CO
11/30/2012	61910050	11150	585.00	J F KIELY CONSTRUCTION CO
11/30/2012	61910050	11150	650.00	J F KIELY CONSTRUCTION CO
12/15/2012	61910050	11150	1,300.00	J F KIELY CONSTRUCTION CO
12/15/2012	61910050	11150	520.00	J F KIELY CONSTRUCTION CO
12/15/2012	61910050	11150	780.00	J F KIELY CONSTRUCTION CO
12/15/2012	61910050	11150	520.00	J F KIELY CONSTRUCTION CO
12/15/2012	61910050	11150	520.00	J F KIELY CONSTRUCTION CO
12/15/2012	61910050	11150	3,380.00	J F KIELY CONSTRUCTION CO
12/15/2012	61910050	11150	1,040.00	J F KIELY CONSTRUCTION CO
12/15/2012	61910050	11150	520.00	J F KIELY CONSTRUCTION CO
12/15/2012	61910050	11150	780.00	J F KIELY CONSTRUCTION CO
12/15/2012	61910050	11150	1,235.00	J F KIELY CONSTRUCTION CO
12/15/2012	61910050	11150	461.34	J F KIELY CONSTRUCTION CO
12/15/2012	61910050	11150	2,100.22	J F KIELY CONSTRUCTION CO
12/15/2012	61910050	11150	1,595.00	GRAY SUPPLY CO
12/15/2012	61910050	11150	2,310.00	GRAY SUPPLY CO
12/15/2012	61910050	11150	1,375.00	GRAY SUPPLY CO
12/15/2012	61910050	11150	660.00	GRAY SUPPLY CO
12/15/2012	61910050	11150	660.00	GRAY SUPPLY CO
12/15/2012	61910050	11150	1,595.00	GRAY SUPPLY CO
12/15/2012	61910050	11150	1,870.00	GRAY SUPPLY CO
12/15/2012	61910050	11150	1,560.00	J F KIELY CONSTRUCTION CO
11/30/2012	61910050	11150	780.00	J F KIELY CONSTRUCTION CO
11/30/2012	61910050	11150	2,340.00	J F KIELY CONSTRUCTION CO
11/30/2012	61910050	11150	1,760.00	GRAY SUPPLY CO
12/15/2012	61910050	11150	660.00	GRAY SUPPLY CO
11/30/2012	61910050	11150	1,760.00	GRAY SUPPLY CO
12/31/2012	61910050	11150	1,560.00	J F KIELY CONSTRUCTION CO
12/31/2012	61910050	11150	130.00	J F KIELY CONSTRUCTION CO
11/30/2012	61910050	11150	1,820.00	J F KIELY CONSTRUCTION CO
11/30/2012	61910050	11150	1,040.00	J F KIELY CONSTRUCTION CO
11/30/2012	61910050	11150	2,200.00	GRAY SUPPLY CO
11/30/2012	61910050	11150	1,595.00	GRAY SUPPLY CO
11/30/2012	61910050	11150	2,200.00	GRAY SUPPLY CO
12/15/2012	61910050	11150	660.00	GRAY SUPPLY CO
12/31/2012	61910050	11150	1,210.00	GRAY SUPPLY CO
1/15/2013	61910050	11150	800.00	GRAY SUPPLY CO

DATE	BusUnit	Acct	Amount	Explanation
1/15/2013	61910050	11150	2,050.00	GRAY SUPPLY CO
1/15/2013	61910050	11150	1,950.00	J F KIELY CONSTRUCTION CO
1/15/2013	61910050	11150	196.00	GRAY SUPPLY CO
1/15/2013	61910050	11150	1,440.00	J F KIELY CONSTRUCTION CO
1/15/2013	61910050	11150	2,080.00	J F KIELY CONSTRUCTION CO
1/15/2013	61910050	11150	780.00	J F KIELY CONSTRUCTION CO
1/15/2013	61910050	11150	1,040.00	J F KIELY CONSTRUCTION CO
1/15/2013	61910050	11150	2,600.00	J F KIELY CONSTRUCTION CO
1/15/2013	61910050	11150	1,200.00	J F KIELY CONSTRUCTION CO
1/15/2013	61910050	11150	2,080.00	J F KIELY CONSTRUCTION CO
1/15/2013	61910050	11150	1,320.00	J F KIELY CONSTRUCTION CO
1/15/2013	61910050	11150	960.00	J F KIELY CONSTRUCTION CO
1/15/2013	61910050	11150	1,260.00	J F KIELY CONSTRUCTION CO
1/15/2013	61910050	11150	2,400.00	J F KIELY CONSTRUCTION CO
1/15/2013	61910050	11150	960.00	J F KIELY CONSTRUCTION CO
1/15/2013	61910050	11150	1,200.00	J F KIELY CONSTRUCTION CO
1/15/2013	61910050	11150	1,800.00	J F KIELY CONSTRUCTION CO
12/15/2012	61910050	11150	1,820.00	J F KIELY CONSTRUCTION CO
12/15/2012	61910050	11150	780.00	J F KIELY CONSTRUCTION CO
1/30/2013	61910050	11150	840.00	J F KIELY CONSTRUCTION CO
1/30/2013	61910050	11150	2,400.00	J F KIELY CONSTRUCTION CO
1/30/2013	61910050	11150	1,200.00	J F KIELY CONSTRUCTION CO
1/30/2013	61910050	11150	1,050.00	GRAY SUPPLY CO
1/30/2013	61910050	11150	720.00	J F KIELY CONSTRUCTION CO
1/30/2013	61910050	11150	1,800.00	J F KIELY CONSTRUCTION CO
1/30/2013	61910050	11150	1,800.00	J F KIELY CONSTRUCTION CO
1/30/2013	61910050	11150	1,440.00	J F KIELY CONSTRUCTION CO
11/15/2012	61910050	11150	2,660.00	J F KIELY CONSTRUCTION CO
11/30/2012	61910050	11150	780.00	J F KIELY CONSTRUCTION CO
1/30/2013	61910050	11150	720.00	J F KIELY CONSTRUCTION CO
1/15/2013	61910050	11150	585.00	J F KIELY CONSTRUCTION CO
12/15/2012	61910050	11150	1,300.00	J F KIELY CONSTRUCTION CO
1/15/2013	61910050	11150	1,560.00	J F KIELY CONSTRUCTION CO
1/30/2013	61910050	11150	1,200.00	J F KIELY CONSTRUCTION CO
1/30/2013	61910050	11150	960.00	J F KIELY CONSTRUCTION CO
2/15/2013	61910050	11150	1,125.00	J F KIELY CONSTRUCTION CO
2/15/2013	61910050	11150	812.50	J F KIELY CONSTRUCTION CO
2/15/2013	61910050	11150	375.00	J F KIELY CONSTRUCTION CO
2/15/2013	61910050	11150	312.50	J F KIELY CONSTRUCTION CO
2/15/2013	61910050	11150	1,250.00	J F KIELY CONSTRUCTION CO
2/15/2013	61910050	11150	282.10	J F KIELY CONSTRUCTION CO
2/15/2013	61910050	11150	134.14	GRAY SUPPLY CO
2/15/2013	61910050	11150	134.14	GRAY SUPPLY CO
2/15/2013	61910050	11150	960.00	J F KIELY CONSTRUCTION CO
2/15/2013	61910050	11150	2,604.23	J F KIELY CONSTRUCTION CO
2/15/2013	61910050	11150	2,640.00	J F KIELY CONSTRUCTION CO
2/15/2013	61910050	11150	400.00	GRAY SUPPLY CO
2/15/2013	61910050	11150	840.00	GRAY SUPPLY CO
2/15/2013	61910050	11150	2,400.00	J F KIELY CONSTRUCTION CO
2/15/2013	61910050	11150	960.00	J F KIELY CONSTRUCTION CO
2/15/2013	61910050	11150	960.00	J F KIELY CONSTRUCTION CO
2/15/2013	61910050	11150	630.00	GRAY SUPPLY CO
2/15/2013	61910050	11150	500.00	J F KIELY CONSTRUCTION CO
2/15/2013	61910050	11150	3,125.00	J F KIELY CONSTRUCTION CO
2/15/2013	61910050	11150	2,250.00	J F KIELY CONSTRUCTION CO
2/15/2013	61910050	11150	2,250.00	J F KIELY CONSTRUCTION CO
2/15/2013	61910050	11150	2,437.50	J F KIELY CONSTRUCTION CO
2/15/2013	61910050	11150	1,440.00	J F KIELY CONSTRUCTION CO
12/15/2012	61910050	11150	1,040.00	J F KIELY CONSTRUCTION CO
12/31/2012	61910050	11150	660.00	GRAY SUPPLY CO
2/15/2013	61910050	11150	2,160.00	J F KIELY CONSTRUCTION CO
12/15/2012	61910050	11150	880.00	GRAY SUPPLY CO
12/15/2012	61910050	11150	650.00	J F KIELY CONSTRUCTION CO
12/15/2012	61910050	11150	780.00	J F KIELY CONSTRUCTION CO
12/15/2012	61910050	11150	520.00	J F KIELY CONSTRUCTION CO
1/15/2013	61910050	11150	2,080.00	J F KIELY CONSTRUCTION CO
1/15/2013	61910050	11150	1,040.00	J F KIELY CONSTRUCTION CO

DATE	BusUnit	Acct	Amount	Explanation
11/30/2012	61910050	11150	1,560.00	J F KIELY CONSTRUCTION CO
12/15/2012	61910050	11150	520.00	J F KIELY CONSTRUCTION CO
12/31/2012	61910050	11150	2,695.00	GRAY SUPPLY CO
1/15/2013	61910050	11150	1,560.00	J F KIELY CONSTRUCTION CO
1/15/2013	61910050	11150	1,920.00	J F KIELY CONSTRUCTION CO
1/15/2013	61910050	11150	1,740.00	J F KIELY CONSTRUCTION CO
1/30/2013	61910050	11150	480.00	J F KIELY CONSTRUCTION CO
11/30/2012	61910050	11150	260.00	J F KIELY CONSTRUCTION CO
12/15/2012	61910050	11150	990.00	GRAY SUPPLY CO
12/15/2012	61910050	11150	2,035.00	GRAY SUPPLY CO
12/15/2012	61910050	11150	780.00	J F KIELY CONSTRUCTION CO
1/15/2013	61910050	11150	1,650.00	GRAY SUPPLY CO
1/30/2013	61910050	11150	1,200.00	GRAY SUPPLY CO
2/28/2013	61910050	11150	1,000.00	J F KIELY CONSTRUCTION CO
2/28/2013	61910050	11150	682.50	GRAY SUPPLY CO
2/28/2013	61910050	11150	630.00	GRAY SUPPLY CO
2/28/2013	61910050	11150	1,500.00	J F KIELY CONSTRUCTION CO
2/28/2013	61910050	11150	1,000.00	J F KIELY CONSTRUCTION CO
2/28/2013	61910050	11150	1,000.00	J F KIELY CONSTRUCTION CO
2/28/2013	61910050	11150	1,000.00	J F KIELY CONSTRUCTION CO
2/28/2013	61910050	11150	1,187.50	J F KIELY CONSTRUCTION CO
2/28/2013	61910050	11150	1,500.00	J F KIELY CONSTRUCTION CO
2/28/2013	61910050	11150	840.00	GRAY SUPPLY CO
2/28/2013	61910050	11150	1,687.50	J F KIELY CONSTRUCTION CO
2/28/2013	61910050	11150	2,937.50	J F KIELY CONSTRUCTION CO
1/30/2013	61910050	11150	480.00	J F KIELY CONSTRUCTION CO
1/30/2013	61910050	11150	1,200.00	J F KIELY CONSTRUCTION CO
1/30/2013	61910050	11150	1,440.00	J F KIELY CONSTRUCTION CO
2/28/2013	61910050	11150	352.00	GRAY SUPPLY CO
2/28/2013	61910050	11150	750.00	J F KIELY CONSTRUCTION CO
11/30/2012	61910050	11150	975.00	J F KIELY CONSTRUCTION CO
12/15/2012	61910050	11150	520.00	J F KIELY CONSTRUCTION CO
12/31/2012	61910050	11150	1,625.00	J F KIELY CONSTRUCTION CO
1/15/2013	61910050	11150	1,440.00	J F KIELY CONSTRUCTION CO
2/15/2013	61910050	11150	312.50	J F KIELY CONSTRUCTION CO
2/15/2013	61910050	11150	1,800.00	J F KIELY CONSTRUCTION CO
2/15/2013	61910050	11150	997.50	GRAY SUPPLY CO
2/28/2013	61910050	11150	287.80	J F KIELY CONSTRUCTION CO
2/28/2013	61910050	11150	1,250.00	J F KIELY CONSTRUCTION CO
2/28/2013	61910050	11150	750.00	J F KIELY CONSTRUCTION CO
11/30/2012	61910050	11150	1,560.00	J F KIELY CONSTRUCTION CO
11/30/2012	61910050	11150	1,560.00	J F KIELY CONSTRUCTION CO
1/15/2013	61910050	11150	1,300.00	J F KIELY CONSTRUCTION CO
1/15/2013	61910050	11150	1,800.00	J F KIELY CONSTRUCTION CO
1/30/2013	61910050	11150	1,800.00	J F KIELY CONSTRUCTION CO
11/30/2012	61910050	11150	585.00	J F KIELY CONSTRUCTION CO
11/30/2012	61910050	11150	650.00	J F KIELY CONSTRUCTION CO
12/15/2012	61910050	11150	780.00	J F KIELY CONSTRUCTION CO
2/15/2013	61910050	11150	1,000.00	J F KIELY CONSTRUCTION CO
2/28/2013	61910050	11150	368.38	J F KIELY CONSTRUCTION CO
3/15/2013	61910050	11150	(120.00)	J F KIELY CONSTRUCTION CO
3/15/2013	61910050	11150	453.11	J F KIELY CONSTRUCTION CO
3/15/2013	61910050	11150	1,250.00	J F KIELY CONSTRUCTION CO
3/15/2013	61910050	11150	2,250.00	J F KIELY CONSTRUCTION CO
3/15/2013	61910050	11150	2,375.00	J F KIELY CONSTRUCTION CO
11/30/2012	61910050	11150	1,040.00	J F KIELY CONSTRUCTION CO
12/15/2012	61910050	11150	1,100.00	GRAY SUPPLY CO
12/15/2012	61910050	11150	520.00	J F KIELY CONSTRUCTION CO
12/31/2012	61910050	11150	325.00	J F KIELY CONSTRUCTION CO
12/31/2012	61910050	11150	1,150.00	GRAY SUPPLY CO
1/15/2013	61910050	11150	1,440.00	J F KIELY CONSTRUCTION CO
3/15/2013	61910050	11150	750.00	J F KIELY CONSTRUCTION CO
3/15/2013	61910050	11150	1,500.00	J F KIELY CONSTRUCTION CO
3/15/2013	61910050	11150	1,260.00	GRAY SUPPLY CO
3/15/2013	61910050	11150	1,312.50	GRAY SUPPLY CO
3/15/2013	61910050	11150	1,375.00	J F KIELY CONSTRUCTION CO
3/15/2013	61910050	11150	1,562.50	J F KIELY CONSTRUCTION CO

DATE	BusUnit	Acct	Amount	Explanation
3/15/2013	61910050	11150	2,062.50	J F KIELY CONSTRUCTION CO
3/15/2013	61910050	11150	1,375.00	J F KIELY CONSTRUCTION CO
3/15/2013	61910050	11150	1,125.00	J F KIELY CONSTRUCTION CO
11/30/2012	61910050	11150	1,560.00	J F KIELY CONSTRUCTION CO
11/30/2012	61910050	11150	1,560.00	J F KIELY CONSTRUCTION CO
11/30/2012	61910050	11150	4,895.00	GRAY SUPPLY CO
1/15/2013	61910050	11150	1,950.00	J F KIELY CONSTRUCTION CO
1/30/2013	61910050	11150	2,340.00	J F KIELY CONSTRUCTION CO
3/15/2013	61910050	11150	1,250.00	J F KIELY CONSTRUCTION CO
11/30/2012	61910050	11150	1,300.00	J F KIELY CONSTRUCTION CO
12/15/2012	61910050	11150	520.00	J F KIELY CONSTRUCTION CO
1/15/2013	61910050	11150	1,680.00	J F KIELY CONSTRUCTION CO
12/15/2012	61910050	11150	1,755.00	J F KIELY CONSTRUCTION CO
1/30/2013	61910050	11150	480.00	J F KIELY CONSTRUCTION CO
1/30/2013	61910050	11150	900.00	J F KIELY CONSTRUCTION CO
1/30/2013	61910050	11150	2,400.00	J F KIELY CONSTRUCTION CO
2/15/2013	61910050	11150	1,125.00	J F KIELY CONSTRUCTION CO
2/28/2013	61910050	11150	1,000.00	J F KIELY CONSTRUCTION CO
2/28/2013	61910050	11150	1,260.00	GRAY SUPPLY CO
3/15/2013	61910050	11150	1,250.00	J F KIELY CONSTRUCTION CO
11/30/2012	61910050	11150	1,560.00	J F KIELY CONSTRUCTION CO
11/30/2012	61910050	11150	2,310.00	GRAY SUPPLY CO
1/30/2013	61910050	11150	720.00	J F KIELY CONSTRUCTION CO
3/30/2013	61910050	11150	(390.00)	J F KIELY CONSTRUCTION CO
3/30/2013	61910050	11150	750.00	J F KIELY CONSTRUCTION CO
3/30/2013	61910050	11150	1,312.50	GRAY SUPPLY CO
3/30/2013	61910050	11150	1,000.00	J F KIELY CONSTRUCTION CO
3/30/2013	61910050	11150	997.50	GRAY SUPPLY CO
3/30/2013	61910050	11150	1,062.50	J F KIELY CONSTRUCTION CO
3/30/2013	61910050	11150	1,102.50	GRAY SUPPLY CO
3/30/2013	61910050	11150	1,875.00	J F KIELY CONSTRUCTION CO
3/30/2013	61910050	11150	2,000.00	J F KIELY CONSTRUCTION CO
3/30/2013	61910050	11150	2,000.00	J F KIELY CONSTRUCTION CO
3/30/2013	61910050	11150	1,937.50	J F KIELY CONSTRUCTION CO
3/30/2013	61910050	11150	937.50	J F KIELY CONSTRUCTION CO
3/30/2013	61910050	11150	1,500.00	J F KIELY CONSTRUCTION CO
3/30/2013	61910050	11150	472.50	GRAY SUPPLY CO
3/30/2013	61910050	11150	1,062.50	J F KIELY CONSTRUCTION CO
3/30/2013	61910050	11150	750.00	J F KIELY CONSTRUCTION CO
3/30/2013	61910050	11150	1,062.50	J F KIELY CONSTRUCTION CO
3/30/2013	61910050	11150	187.50	J F KIELY CONSTRUCTION CO
3/30/2013	61910050	11150	125.00	J F KIELY CONSTRUCTION CO
11/30/2012	61910050	11150	1,040.00	J F KIELY CONSTRUCTION CO
12/15/2012	61910050	11150	650.00	J F KIELY CONSTRUCTION CO
12/31/2012	61910050	11150	1,375.00	GRAY SUPPLY CO
1/30/2013	61910050	11150	1,440.00	J F KIELY CONSTRUCTION CO
2/15/2013	61910050	11150	444.23	J F KIELY CONSTRUCTION CO
2/15/2013	61910050	11150	1,440.00	J F KIELY CONSTRUCTION CO
2/28/2013	61910050	11150	145.11	J F KIELY CONSTRUCTION CO
2/28/2013	61910050	11150	1,875.00	J F KIELY CONSTRUCTION CO
11/30/2012	61910050	11150	260.00	J F KIELY CONSTRUCTION CO
1/15/2013	61910050	11150	1,600.00	GRAY SUPPLY CO
1/30/2013	61910050	11150	1,100.00	GRAY SUPPLY CO
1/30/2013	61910050	11150	800.00	GRAY SUPPLY CO
2/28/2013	61910050	11150	1,500.00	J F KIELY CONSTRUCTION CO
3/30/2013	61910050	11150	1,250.00	J F KIELY CONSTRUCTION CO
2/15/2013	61910050	11150	1,800.00	J F KIELY CONSTRUCTION CO
3/30/2013	61910050	11150	7,254.00	J F KIELY CONSTRUCTION CO
12/15/2012	61910050	11150	1,040.00	J F KIELY CONSTRUCTION CO
1/15/2013	61910050	11150	900.00	J F KIELY CONSTRUCTION CO
1/15/2013	61910050	11150	960.00	J F KIELY CONSTRUCTION CO
1/30/2013	61910050	11150	3,240.00	J F KIELY CONSTRUCTION CO
2/28/2013	61910050	11150	1,000.00	J F KIELY CONSTRUCTION CO
3/15/2013	61910050	11150	120.00	J F KIELY CONSTRUCTION CO
3/15/2013	61910050	11150	682.50	GRAY SUPPLY CO
11/30/2012	61910050	11150	1,235.00	J F KIELY CONSTRUCTION CO
11/30/2012	61910050	11150	1,610.00	GRAY SUPPLY CO

DATE	BusUnit	Acct	Amount	Explanation
11/30/2012	61910050	11150	1,760.00	GRAY SUPPLY CO
11/30/2012	61910050	11150	1,300.00	J F KIELY CONSTRUCTION CO
11/30/2012	61910050	11150	1,300.00	J F KIELY CONSTRUCTION CO
11/30/2012	61910050	11150	585.00	J F KIELY CONSTRUCTION CO
11/30/2012	61910050	11150	2,080.00	J F KIELY CONSTRUCTION CO
11/30/2012	61910050	11150	1,950.00	J F KIELY CONSTRUCTION CO
11/30/2012	61910050	11150	1,040.00	J F KIELY CONSTRUCTION CO
12/15/2012	61910050	11150	520.00	J F KIELY CONSTRUCTION CO
12/15/2012	61910050	11150	1,560.00	J F KIELY CONSTRUCTION CO
12/15/2012	61910050	11150	780.00	J F KIELY CONSTRUCTION CO
12/15/2012	61910050	11150	650.00	J F KIELY CONSTRUCTION CO
12/15/2012	61910050	11150	780.00	J F KIELY CONSTRUCTION CO
12/15/2012	61910050	11150	780.00	J F KIELY CONSTRUCTION CO
12/15/2012	61910050	11150	520.00	J F KIELY CONSTRUCTION CO
12/15/2012	61910050	11150	260.00	J F KIELY CONSTRUCTION CO
12/15/2012	61910050	11150	549.32	GRAY SUPPLY CO
12/15/2012	61910050	11150	1,540.00	GRAY SUPPLY CO
12/15/2012	61910050	11150	780.00	J F KIELY CONSTRUCTION CO
12/15/2012	61910050	11150	1,560.00	J F KIELY CONSTRUCTION CO
12/15/2012	61910050	11150	1,560.00	J F KIELY CONSTRUCTION CO
11/30/2012	61910050	11150	390.00	J F KIELY CONSTRUCTION CO
11/30/2012	61910050	11150	390.00	J F KIELY CONSTRUCTION CO
11/30/2012	61910050	11150	650.00	J F KIELY CONSTRUCTION CO
12/15/2012	61910050	11150	520.00	J F KIELY CONSTRUCTION CO
12/31/2012	61910050	11150	520.00	J F KIELY CONSTRUCTION CO
12/31/2012	61910050	11150	1,755.00	J F KIELY CONSTRUCTION CO
12/31/2012	61910050	11150	1,265.00	GRAY SUPPLY CO
12/31/2012	61910050	11150	2,585.00	GRAY SUPPLY CO
12/31/2012	61910050	11150	2,585.00	GRAY SUPPLY CO
12/31/2012	61910050	11150	5,720.00	GRAY SUPPLY CO
12/15/2012	61910050	11150	520.00	J F KIELY CONSTRUCTION CO
12/31/2012	61910050	11150	325.00	J F KIELY CONSTRUCTION CO
12/31/2012	61910050	11150	1,540.00	GRAY SUPPLY CO
12/31/2012	61910050	11150	1,300.00	J F KIELY CONSTRUCTION CO
11/30/2012	61910050	11150	325.00	J F KIELY CONSTRUCTION CO
11/30/2012	61910050	11150	1,040.00	J F KIELY CONSTRUCTION CO
12/15/2012	61910050	11150	1,040.00	J F KIELY CONSTRUCTION CO
1/15/2013	61910050	11150	750.00	GRAY SUPPLY CO
1/15/2013	61910050	11150	1,200.00	GRAY SUPPLY CO
1/15/2013	61910050	11150	5,850.00	J F KIELY CONSTRUCTION CO
1/15/2013	61910050	11150	2,080.00	J F KIELY CONSTRUCTION CO
1/15/2013	61910050	11150	2,340.00	J F KIELY CONSTRUCTION CO
1/15/2013	61910050	11150	960.00	J F KIELY CONSTRUCTION CO
1/15/2013	61910050	11150	1,920.00	J F KIELY CONSTRUCTION CO
1/15/2013	61910050	11150	1,320.00	J F KIELY CONSTRUCTION CO
1/15/2013	61910050	11150	1,560.00	J F KIELY CONSTRUCTION CO
1/15/2013	61910050	11150	1,980.00	J F KIELY CONSTRUCTION CO
1/15/2013	61910050	11150	1,980.00	J F KIELY CONSTRUCTION CO
1/15/2013	61910050	11150	1,320.00	J F KIELY CONSTRUCTION CO
11/30/2012	61910050	11150	1,040.00	J F KIELY CONSTRUCTION CO
12/15/2012	61910050	11150	650.00	J F KIELY CONSTRUCTION CO
12/31/2012	61910050	11150	880.00	GRAY SUPPLY CO
1/15/2013	61910050	11150	284.53	J F KIELY CONSTRUCTION CO
1/15/2013	61910050	11150	3,250.00	J F KIELY CONSTRUCTION CO
1/15/2013	61910050	11150	2,600.00	J F KIELY CONSTRUCTION CO
1/15/2013	61910050	11150	352.00	GRAY SUPPLY CO
1/30/2013	61910050	11150	1,200.00	GRAY SUPPLY CO
1/30/2013	61910050	11150	480.00	J F KIELY CONSTRUCTION CO
1/30/2013	61910050	11150	850.00	GRAY SUPPLY CO
1/30/2013	61910050	11150	1,100.00	GRAY SUPPLY CO
1/30/2013	61910050	11150	1,440.00	J F KIELY CONSTRUCTION CO
1/30/2013	61910050	11150	1,440.00	J F KIELY CONSTRUCTION CO
1/30/2013	61910050	11150	1,680.00	J F KIELY CONSTRUCTION CO
1/30/2013	61910050	11150	1,440.00	J F KIELY CONSTRUCTION CO
1/30/2013	61910050	11150	960.00	J F KIELY CONSTRUCTION CO
1/30/2013	61910050	11150	1,920.00	J F KIELY CONSTRUCTION CO
1/30/2013	61910050	11150	960.00	J F KIELY CONSTRUCTION CO

DATE	BusUnit	Acct	Amount	Explanation
1/30/2013	61910050	11150	960.00	J F KIELY CONSTRUCTION CO
1/30/2013	61910050	11150	1,500.00	J F KIELY CONSTRUCTION CO
12/15/2012	61910050	11150	(2,340.00)	J F KIELY CONSTRUCTION CO
12/15/2012	61910050	11150	780.00	J F KIELY CONSTRUCTION CO
12/15/2012	61910050	11150	975.00	J F KIELY CONSTRUCTION CO
12/15/2012	61910050	11150	1,560.00	J F KIELY CONSTRUCTION CO
12/31/2012	61910050	11150	780.00	J F KIELY CONSTRUCTION CO
12/31/2012	61910050	11150	1,430.00	GRAY SUPPLY CO
1/30/2013	61910050	11150	540.00	J F KIELY CONSTRUCTION CO
2/15/2013	61910050	11150	2,875.00	J F KIELY CONSTRUCTION CO
2/15/2013	61910050	11150	1,980.00	J F KIELY CONSTRUCTION CO
2/15/2013	61910050	11150	630.00	GRAY SUPPLY CO
2/15/2013	61910050	11150	1,000.00	J F KIELY CONSTRUCTION CO
1/30/2013	61910050	11150	960.00	J F KIELY CONSTRUCTION CO
2/15/2013	61910050	11150	312.50	J F KIELY CONSTRUCTION CO
2/15/2013	61910050	11150	312.50	J F KIELY CONSTRUCTION CO
2/15/2013	61910050	11150	945.00	GRAY SUPPLY CO
11/30/2012	61910050	11150	1,560.00	J F KIELY CONSTRUCTION CO
12/15/2012	61910050	11150	28.44	GRAY SUPPLY CO
1/30/2013	61910050	11150	1,260.00	J F KIELY CONSTRUCTION CO
1/30/2013	61910050	11150	480.00	J F KIELY CONSTRUCTION CO
11/30/2012	61910050	11150	1,040.00	J F KIELY CONSTRUCTION CO
12/15/2012	61910050	11150	780.00	J F KIELY CONSTRUCTION CO
12/15/2012	61910050	11150	975.00	J F KIELY CONSTRUCTION CO
1/15/2013	61910050	11150	1,950.00	J F KIELY CONSTRUCTION CO
1/15/2013	61910050	11150	2,160.00	J F KIELY CONSTRUCTION CO
1/30/2013	61910050	11150	960.00	J F KIELY CONSTRUCTION CO
1/30/2013	61910050	11150	198.35	GRAY SUPPLY CO
2/28/2013	61910050	11150	750.00	J F KIELY CONSTRUCTION CO
2/28/2013	61910050	11150	1,250.00	J F KIELY CONSTRUCTION CO
2/28/2013	61910050	11150	1,500.00	J F KIELY CONSTRUCTION CO
2/28/2013	61910050	11150	176.00	GRAY SUPPLY CO
2/28/2013	61910050	11150	176.00	GRAY SUPPLY CO
2/28/2013	61910050	11150	1,155.00	GRAY SUPPLY CO
11/30/2012	61910050	11150	2,405.00	J F KIELY CONSTRUCTION CO
11/30/2012	61910050	11150	6,955.00	J F KIELY CONSTRUCTION CO
11/30/2012	61910050	11150	780.00	J F KIELY CONSTRUCTION CO
12/15/2012	61910050	11150	650.00	J F KIELY CONSTRUCTION CO
12/15/2012	61910050	11150	1,235.00	J F KIELY CONSTRUCTION CO
12/31/2012	61910050	11150	660.00	GRAY SUPPLY CO
1/15/2013	61910050	11150	2,100.00	J F KIELY CONSTRUCTION CO
1/15/2013	61910050	11150	480.00	J F KIELY CONSTRUCTION CO
1/15/2013	61910050	11150	850.00	GRAY SUPPLY CO
2/28/2013	61910050	11150	472.50	GRAY SUPPLY CO
2/28/2013	61910050	11150	1,500.00	J F KIELY CONSTRUCTION CO
2/28/2013	61910050	11150	1,562.50	J F KIELY CONSTRUCTION CO
2/28/2013	61910050	11150	1,500.00	J F KIELY CONSTRUCTION CO
2/28/2013	61910050	11150	937.50	J F KIELY CONSTRUCTION CO
2/28/2013	61910050	11150	1,562.50	J F KIELY CONSTRUCTION CO
2/28/2013	61910050	11150	787.50	GRAY SUPPLY CO
2/28/2013	61910050	11150	750.00	J F KIELY CONSTRUCTION CO
2/28/2013	61910050	11150	2,125.00	J F KIELY CONSTRUCTION CO
2/28/2013	61910050	11150	2,125.00	J F KIELY CONSTRUCTION CO
2/28/2013	61910050	11150	1,500.00	J F KIELY CONSTRUCTION CO
2/28/2013	61910050	11150	750.00	J F KIELY CONSTRUCTION CO
1/15/2013	61910050	11150	33.94	GRAY SUPPLY CO
2/28/2013	61910050	11150	1,500.00	J F KIELY CONSTRUCTION CO
11/30/2012	61910050	11150	1,040.00	J F KIELY CONSTRUCTION CO
12/15/2012	61910050	11150	780.00	J F KIELY CONSTRUCTION CO
1/15/2013	61910050	11150	7,865.00	J F KIELY CONSTRUCTION CO
1/15/2013	61910050	11150	1,260.00	J F KIELY CONSTRUCTION CO
2/15/2013	61910050	11150	1,800.00	J F KIELY CONSTRUCTION CO
2/15/2013	61910050	11150	1,375.00	J F KIELY CONSTRUCTION CO
2/15/2013	61910050	11150	997.50	GRAY SUPPLY CO
12/15/2012	61910050	11150	780.00	J F KIELY CONSTRUCTION CO
2/15/2013	61910050	11150	1,500.00	J F KIELY CONSTRUCTION CO
2/28/2013	61910050	11150	2,375.00	J F KIELY CONSTRUCTION CO

DATE	BusUnit	Acct	Amount	Explanation
2/28/2013	61910050	11150	682.50	GRAY SUPPLY CO
3/15/2013	61910050	11150	(110.00)	GRAY SUPPLY CO
3/15/2013	61910050	11150	120.00	J F KIELY CONSTRUCTION CO
3/15/2013	61910050	11150	130.00	J F KIELY CONSTRUCTION CO
3/15/2013	61910050	11150	1,125.00	J F KIELY CONSTRUCTION CO
3/15/2013	61910050	11150	2,250.00	J F KIELY CONSTRUCTION CO
3/15/2013	61910050	11150	630.00	GRAY SUPPLY CO
3/15/2013	61910050	11150	1,000.00	J F KIELY CONSTRUCTION CO
3/15/2013	61910050	11150	1,312.50	GRAY SUPPLY CO
3/15/2013	61910050	11150	420.00	GRAY SUPPLY CO
3/15/2013	61910050	11150	1,500.00	J F KIELY CONSTRUCTION CO
3/15/2013	61910050	11150	1,250.00	J F KIELY CONSTRUCTION CO
11/15/2012	61910050	11150	1,560.00	J F KIELY CONSTRUCTION CO
12/31/2012	61910050	11150	1,430.00	J F KIELY CONSTRUCTION CO
1/15/2013	61910050	11150	1,680.00	J F KIELY CONSTRUCTION CO
2/28/2013	61910050	11150	1,250.00	J F KIELY CONSTRUCTION CO
11/30/2012	61910050	11150	650.00	J F KIELY CONSTRUCTION CO
12/15/2012	61910050	11150	650.00	J F KIELY CONSTRUCTION CO
12/15/2012	61910050	11150	1,690.00	J F KIELY CONSTRUCTION CO
12/15/2012	61910050	11150	780.00	J F KIELY CONSTRUCTION CO
1/15/2013	61910050	11150	1,600.00	GRAY SUPPLY CO
1/15/2013	61910050	11150	1,550.00	GRAY SUPPLY CO
12/15/2012	61910050	11150	1,300.00	J F KIELY CONSTRUCTION CO
1/15/2013	61910050	11150	600.00	GRAY SUPPLY CO
2/15/2013	61910050	11150	312.50	J F KIELY CONSTRUCTION CO
2/28/2013	61910050	11150	1,500.00	J F KIELY CONSTRUCTION CO
11/15/2012	61910050	11150	2,600.00	J F KIELY CONSTRUCTION CO
11/30/2012	61910050	11150	780.00	J F KIELY CONSTRUCTION CO
12/15/2012	61910050	11150	1,040.00	J F KIELY CONSTRUCTION CO
1/15/2013	61910050	11150	900.00	GRAY SUPPLY CO
3/30/2013	61910050	11150	650.00	J F KIELY CONSTRUCTION CO
3/30/2013	61910050	11150	750.00	J F KIELY CONSTRUCTION CO
3/30/2013	61910050	11150	750.00	J F KIELY CONSTRUCTION CO
3/30/2013	61910050	11150	453.11	J F KIELY CONSTRUCTION CO
3/30/2013	61910050	11150	1,260.00	GRAY SUPPLY CO
3/30/2013	61910050	11150	1,625.00	J F KIELY CONSTRUCTION CO
11/30/2012	61910050	11150	780.00	J F KIELY CONSTRUCTION CO
12/15/2012	61910050	11150	2,600.00	J F KIELY CONSTRUCTION CO
2/15/2013	61910050	11150	900.00	GRAY SUPPLY CO
2/28/2013	61910050	11150	453.11	J F KIELY CONSTRUCTION CO
3/30/2013	61910050	11150	1,625.00	J F KIELY CONSTRUCTION CO
3/30/2013	61910050	11150	1,000.00	J F KIELY CONSTRUCTION CO
3/30/2013	61910050	11150	892.50	GRAY SUPPLY CO
3/30/2013	61910050	11150	750.00	J F KIELY CONSTRUCTION CO
3/30/2013	61910050	11150	2,500.00	J F KIELY CONSTRUCTION CO
3/30/2013	61910050	11150	1,250.00	J F KIELY CONSTRUCTION CO
3/30/2013	61910050	11150	500.00	J F KIELY CONSTRUCTION CO
3/30/2013	61910050	11150	682.50	GRAY SUPPLY CO
3/30/2013	61910050	11150	840.00	GRAY SUPPLY CO
3/30/2013	61910050	11150	750.00	J F KIELY CONSTRUCTION CO
3/30/2013	61910050	11150	1,250.00	J F KIELY CONSTRUCTION CO
3/30/2013	61910050	11150	250.00	J F KIELY CONSTRUCTION CO
3/30/2013	61910050	11150	125.00	J F KIELY CONSTRUCTION CO
11/30/2012	61910050	11150	1,625.00	J F KIELY CONSTRUCTION CO
2/28/2013	61910050	11150	1,250.00	J F KIELY CONSTRUCTION CO
3/15/2013	61910050	11150	1,125.00	J F KIELY CONSTRUCTION CO
3/15/2013	61910050	11150	1,125.00	J F KIELY CONSTRUCTION CO
3/15/2013	61910050	11150	1,000.00	J F KIELY CONSTRUCTION CO
12/15/2012	61910050	11150	1,045.00	GRAY SUPPLY CO
3/15/2013	61910050	11150	1,050.00	GRAY SUPPLY CO
11/30/2012	61910050	11150	1,040.00	J F KIELY CONSTRUCTION CO
1/30/2013	61910050	11150	1,500.00	J F KIELY CONSTRUCTION CO
2/28/2013	61910050	11150	1,250.00	J F KIELY CONSTRUCTION CO
2/28/2013	61910050	11150	892.50	GRAY SUPPLY CO
3/15/2013	61910050	11150	750.00	J F KIELY CONSTRUCTION CO
3/30/2013	61910050	11150	3,076.00	J F KIELY CONSTRUCTION CO
11/15/2012	61910050	11150	4,320.00	J F KIELY CONSTRUCTION CO

DATE	BusUnit	Acct	Amount	Explanation
11/30/2012	61910050	11150	2,145.00	J F KIELY CONSTRUCTION CO
11/30/2012	61910050	11150	1,040.00	J F KIELY CONSTRUCTION CO
11/30/2012	61910050	11150	1,560.00	J F KIELY CONSTRUCTION CO
11/30/2012	61910050	11150	1,980.00	GRAY SUPPLY CO
11/30/2012	61910050	11150	3,300.00	GRAY SUPPLY CO
11/30/2012	61910050	11150	2,665.00	J F KIELY CONSTRUCTION CO
11/30/2012	61910050	11150	780.00	J F KIELY CONSTRUCTION CO
11/30/2012	61910050	11150	780.00	J F KIELY CONSTRUCTION CO
11/30/2012	61910050	11150	585.00	J F KIELY CONSTRUCTION CO
11/30/2012	61910050	11150	1,040.00	J F KIELY CONSTRUCTION CO
11/30/2012	61910050	11150	2,080.00	J F KIELY CONSTRUCTION CO
11/30/2012	61910050	11150	1,540.00	GRAY SUPPLY CO
12/15/2012	61910050	11150	1,560.00	J F KIELY CONSTRUCTION CO
12/15/2012	61910050	11150	650.00	J F KIELY CONSTRUCTION CO
12/15/2012	61910050	11150	975.00	J F KIELY CONSTRUCTION CO
12/15/2012	61910050	11150	1,040.00	J F KIELY CONSTRUCTION CO
12/15/2012	61910050	11150	650.00	J F KIELY CONSTRUCTION CO
12/15/2012	61910050	11150	520.00	J F KIELY CONSTRUCTION CO
12/15/2012	61910050	11150	650.00	J F KIELY CONSTRUCTION CO
12/15/2012	61910050	11150	1,950.00	J F KIELY CONSTRUCTION CO
12/15/2012	61910050	11150	1,040.00	J F KIELY CONSTRUCTION CO
12/15/2012	61910050	11150	1,155.00	GRAY SUPPLY CO
12/15/2012	61910050	11150	260.00	J F KIELY CONSTRUCTION CO
12/15/2012	61910050	11150	520.00	J F KIELY CONSTRUCTION CO
12/15/2012	61910050	11150	520.00	J F KIELY CONSTRUCTION CO
12/15/2012	61910050	11150	650.00	J F KIELY CONSTRUCTION CO
12/15/2012	61910050	11150	975.00	J F KIELY CONSTRUCTION CO
12/15/2012	61910050	11150	935.00	GRAY SUPPLY CO
12/15/2012	61910050	11150	1,155.00	GRAY SUPPLY CO
12/15/2012	61910050	11150	910.00	J F KIELY CONSTRUCTION CO
12/15/2012	61910050	11150	780.00	J F KIELY CONSTRUCTION CO
12/15/2012	61910050	11150	1,950.00	J F KIELY CONSTRUCTION CO
12/15/2012	61910050	11150	2,600.00	J F KIELY CONSTRUCTION CO
11/30/2012	61910050	11150	650.00	J F KIELY CONSTRUCTION CO
12/15/2012	61910050	11150	1,040.00	J F KIELY CONSTRUCTION CO
12/31/2012	61910050	11150	1,485.00	GRAY SUPPLY CO
12/31/2012	61910050	11150	1,040.00	J F KIELY CONSTRUCTION CO
12/31/2012	61910050	11150	780.00	J F KIELY CONSTRUCTION CO
12/31/2012	61910050	11150	1,300.00	J F KIELY CONSTRUCTION CO
12/31/2012	61910050	11150	1,040.00	J F KIELY CONSTRUCTION CO
1/15/2013	61910050	11150	800.00	GRAY SUPPLY CO
1/15/2013	61910050	11150	1,200.00	GRAY SUPPLY CO
1/15/2013	61910050	11150	1,150.00	GRAY SUPPLY CO
1/15/2013	61910050	11150	101.56	J F KIELY CONSTRUCTION CO
1/15/2013	61910050	11150	975.00	J F KIELY CONSTRUCTION CO
1/15/2013	61910050	11150	975.00	J F KIELY CONSTRUCTION CO
1/15/2013	61910050	11150	1,560.00	J F KIELY CONSTRUCTION CO
1/15/2013	61910050	11150	1,440.00	J F KIELY CONSTRUCTION CO
12/15/2012	61910050	11150	585.00	J F KIELY CONSTRUCTION CO
12/31/2012	61910050	11150	520.00	J F KIELY CONSTRUCTION CO
12/31/2012	61910050	11150	1,375.00	GRAY SUPPLY CO
1/15/2013	61910050	11150	1,980.00	J F KIELY CONSTRUCTION CO
1/15/2013	61910050	11150	1,800.00	J F KIELY CONSTRUCTION CO
1/15/2013	61910050	11150	2,160.00	J F KIELY CONSTRUCTION CO
1/15/2013	61910050	11150	1,200.00	J F KIELY CONSTRUCTION CO
11/30/2012	61910050	11150	805.00	GRAY SUPPLY CO
12/15/2012	61910050	11150	520.00	J F KIELY CONSTRUCTION CO
1/30/2013	61910050	11150	1,560.00	J F KIELY CONSTRUCTION CO
1/30/2013	61910050	11150	960.00	J F KIELY CONSTRUCTION CO
1/30/2013	61910050	11150	800.00	GRAY SUPPLY CO
1/30/2013	61910050	11150	540.00	J F KIELY CONSTRUCTION CO
1/30/2013	61910050	11150	1,100.00	GRAY SUPPLY CO
1/30/2013	61910050	11150	900.00	J F KIELY CONSTRUCTION CO
1/30/2013	61910050	11150	1,000.00	GRAY SUPPLY CO
1/30/2013	61910050	11150	800.00	GRAY SUPPLY CO
1/30/2013	61910050	11150	166.54	GRAY SUPPLY CO
1/30/2013	61910050	11150	1,000.00	GRAY SUPPLY CO

DATE	BusUnit	Acct	Amount	Explanation
1/30/2013	61910050	11150	1,500.00	J F KIELY CONSTRUCTION CO
1/30/2013	61910050	11150	1,200.00	J F KIELY CONSTRUCTION CO
1/30/2013	61910050	11150	1,740.00	J F KIELY CONSTRUCTION CO
1/30/2013	61910050	11150	1,260.00	J F KIELY CONSTRUCTION CO
1/30/2013	61910050	11150	3,480.00	J F KIELY CONSTRUCTION CO
11/30/2012	61910050	11150	1,040.00	J F KIELY CONSTRUCTION CO
12/31/2012	61910050	11150	(325.00)	J F KIELY CONSTRUCTION CO
12/31/2012	61910050	11150	5,280.00	GRAY SUPPLY CO
1/15/2013	61910050	11150	260.00	J F KIELY CONSTRUCTION CO
1/30/2013	61910050	11150	1,200.00	GRAY SUPPLY CO
12/15/2012	61910050	11150	880.00	GRAY SUPPLY CO
12/15/2012	61910050	11150	444.23	J F KIELY CONSTRUCTION CO
12/15/2012	61910050	11150	650.00	J F KIELY CONSTRUCTION CO
12/15/2012	61910050	11150	2,080.00	J F KIELY CONSTRUCTION CO
1/30/2013	61910050	11150	1,320.00	J F KIELY CONSTRUCTION CO
11/30/2012	61910050	11150	520.00	J F KIELY CONSTRUCTION CO
1/15/2013	61910050	11150	2,640.00	J F KIELY CONSTRUCTION CO
2/15/2013	61910050	11150	444.23	J F KIELY CONSTRUCTION CO
2/15/2013	61910050	11150	750.00	J F KIELY CONSTRUCTION CO
2/15/2013	61910050	11150	625.00	J F KIELY CONSTRUCTION CO
2/15/2013	61910050	11150	1,875.00	J F KIELY CONSTRUCTION CO
2/15/2013	61910050	11150	1,500.00	J F KIELY CONSTRUCTION CO
2/15/2013	61910050	11150	367.17	J F KIELY CONSTRUCTION CO
2/15/2013	61910050	11150	600.00	J F KIELY CONSTRUCTION CO
2/15/2013	61910050	11150	444.23	J F KIELY CONSTRUCTION CO
2/15/2013	61910050	11150	1,260.00	GRAY SUPPLY CO
2/15/2013	61910050	11150	1,740.00	J F KIELY CONSTRUCTION CO
2/15/2013	61910050	11150	720.00	J F KIELY CONSTRUCTION CO
2/15/2013	61910050	11150	1,750.00	GRAY SUPPLY CO
2/15/2013	61910050	11150	960.00	J F KIELY CONSTRUCTION CO
12/15/2012	61910050	11150	780.00	J F KIELY CONSTRUCTION CO
1/15/2013	61910050	11150	2,400.00	J F KIELY CONSTRUCTION CO
1/30/2013	61910050	11150	1,800.00	J F KIELY CONSTRUCTION CO
12/15/2012	61910050	11150	520.00	J F KIELY CONSTRUCTION CO
2/15/2013	61910050	11150	134.14	GRAY SUPPLY CO
12/15/2012	61910050	11150	1,040.00	J F KIELY CONSTRUCTION CO
2/15/2013	61910050	11150	312.50	J F KIELY CONSTRUCTION CO
2/15/2013	61910050	11150	1,440.00	J F KIELY CONSTRUCTION CO
2/15/2013	61910050	11150	1,890.00	GRAY SUPPLY CO
11/30/2012	61910050	11150	780.00	J F KIELY CONSTRUCTION CO
12/15/2012	61910050	11150	975.00	J F KIELY CONSTRUCTION CO
1/15/2013	61910050	11150	1,150.00	GRAY SUPPLY CO
1/15/2013	61910050	11150	1,050.00	GRAY SUPPLY CO
2/28/2013	61910050	11150	1,250.00	J F KIELY CONSTRUCTION CO
2/28/2013	61910050	11150	3,000.00	J F KIELY CONSTRUCTION CO
2/28/2013	61910050	11150	1,500.00	J F KIELY CONSTRUCTION CO
2/28/2013	61910050	11150	1,155.00	GRAY SUPPLY CO
2/28/2013	61910050	11150	1,250.00	J F KIELY CONSTRUCTION CO
2/28/2013	61910050	11150	892.50	GRAY SUPPLY CO
2/28/2013	61910050	11150	750.00	J F KIELY CONSTRUCTION CO
2/28/2013	61910050	11150	1,000.00	J F KIELY CONSTRUCTION CO
2/28/2013	61910050	11150	1,000.00	J F KIELY CONSTRUCTION CO
2/28/2013	61910050	11150	1,000.00	J F KIELY CONSTRUCTION CO
2/28/2013	61910050	11150	2,000.00	J F KIELY CONSTRUCTION CO
2/28/2013	61910050	11150	1,875.00	J F KIELY CONSTRUCTION CO
2/28/2013	61910050	11150	1,875.00	J F KIELY CONSTRUCTION CO
2/28/2013	61910050	11150	3,000.00	J F KIELY CONSTRUCTION CO
2/28/2013	61910050	11150	1,250.00	J F KIELY CONSTRUCTION CO
2/28/2013	61910050	11150	1,000.00	J F KIELY CONSTRUCTION CO
2/28/2013	61910050	11150	1,937.50	J F KIELY CONSTRUCTION CO
2/28/2013	61910050	11150	4,250.00	J F KIELY CONSTRUCTION CO
2/28/2013	61910050	11150	1,375.00	J F KIELY CONSTRUCTION CO
2/28/2013	61910050	11150	1,500.00	J F KIELY CONSTRUCTION CO
2/28/2013	61910050	11150	375.00	J F KIELY CONSTRUCTION CO
12/15/2012	61910050	11150	650.00	J F KIELY CONSTRUCTION CO
2/28/2013	61910050	11150	435.36	J F KIELY CONSTRUCTION CO
2/28/2013	61910050	11150	375.00	J F KIELY CONSTRUCTION CO

DATE	BusUnit	Acct	Amount	Explanation
1/15/2013	61910050	11150	480.00	J F KIELY CONSTRUCTION CO
1/15/2013	61910050	11150	800.00	GRAY SUPPLY CO
1/15/2013	61910050	11150	1,650.00	GRAY SUPPLY CO
1/30/2013	61910050	11150	2,400.00	J F KIELY CONSTRUCTION CO
2/15/2013	61910050	11150	375.00	J F KIELY CONSTRUCTION CO
2/28/2013	61910050	11150	875.00	J F KIELY CONSTRUCTION CO
11/30/2012	61910050	11150	3,120.00	J F KIELY CONSTRUCTION CO
12/15/2012	61910050	11150	780.00	J F KIELY CONSTRUCTION CO
12/15/2012	61910050	11150	780.00	J F KIELY CONSTRUCTION CO
1/15/2013	61910050	11150	2,100.00	GRAY SUPPLY CO
2/28/2013	61910050	11150	1,000.00	J F KIELY CONSTRUCTION CO
2/28/2013	61910050	11150	682.50	GRAY SUPPLY CO
1/15/2013	61910050	11150	1,440.00	J F KIELY CONSTRUCTION CO
2/15/2013	61910050	11150	850.00	GRAY SUPPLY CO
2/28/2013	61910050	11150	1,687.50	J F KIELY CONSTRUCTION CO
1/15/2013	61910050	11150	1,800.00	J F KIELY CONSTRUCTION CO
1/30/2013	61910050	11150	1,167.31	GRAY SUPPLY CO
2/15/2013	61910050	11150	1,740.00	J F KIELY CONSTRUCTION CO
2/15/2013	61910050	11150	1,920.00	J F KIELY CONSTRUCTION CO
2/15/2013	61910050	11150	750.00	J F KIELY CONSTRUCTION CO
3/15/2013	61910050	11150	110.00	GRAY SUPPLY CO
3/15/2013	61910050	11150	598.62	J F KIELY CONSTRUCTION CO
3/15/2013	61910050	11150	2,000.00	J F KIELY CONSTRUCTION CO
3/15/2013	61910050	11150	2,000.00	J F KIELY CONSTRUCTION CO
3/15/2013	61910050	11150	500.00	J F KIELY CONSTRUCTION CO
3/15/2013	61910050	11150	1,750.00	J F KIELY CONSTRUCTION CO
3/15/2013	61910050	11150	1,875.00	J F KIELY CONSTRUCTION CO
3/15/2013	61910050	11150	1,750.00	J F KIELY CONSTRUCTION CO
3/15/2013	61910050	11150	630.00	GRAY SUPPLY CO
3/15/2013	61910050	11150	1,102.50	GRAY SUPPLY CO
3/15/2013	61910050	11150	1,312.50	GRAY SUPPLY CO
3/15/2013	61910050	11150	2,437.50	J F KIELY CONSTRUCTION CO
3/15/2013	61910050	11150	2,250.00	J F KIELY CONSTRUCTION CO
3/15/2013	61910050	11150	1,125.00	J F KIELY CONSTRUCTION CO
12/15/2012	61910050	11150	1,045.00	GRAY SUPPLY CO
1/15/2013	61910050	11150	1,560.00	J F KIELY CONSTRUCTION CO
1/15/2013	61910050	11150	960.00	J F KIELY CONSTRUCTION CO
1/30/2013	61910050	11150	540.00	J F KIELY CONSTRUCTION CO
1/30/2013	61910050	11150	2,100.00	J F KIELY CONSTRUCTION CO
1/30/2013	61910050	11150	1,500.00	J F KIELY CONSTRUCTION CO
3/15/2013	61910050	11150	1,125.00	J F KIELY CONSTRUCTION CO
3/15/2013	61910050	11150	750.00	J F KIELY CONSTRUCTION CO
3/15/2013	61910050	11150	562.50	J F KIELY CONSTRUCTION CO
3/15/2013	61910050	11150	1,500.00	J F KIELY CONSTRUCTION CO
12/15/2012	61910050	11150	2,340.00	J F KIELY CONSTRUCTION CO
12/31/2012	61910050	11150	990.00	GRAY SUPPLY CO
1/15/2013	61910050	11150	1,950.00	J F KIELY CONSTRUCTION CO
2/15/2013	61910050	11150	1,524.23	J F KIELY CONSTRUCTION CO
2/15/2013	61910050	11150	1,440.00	J F KIELY CONSTRUCTION CO
2/15/2013	61910050	11150	1,680.00	J F KIELY CONSTRUCTION CO
2/15/2013	61910050	11150	2,187.50	J F KIELY CONSTRUCTION CO
2/28/2013	61910050	11150	2,125.00	J F KIELY CONSTRUCTION CO
3/15/2013	61910050	11150	1,000.00	J F KIELY CONSTRUCTION CO
1/15/2013	61910050	11150	2,080.00	J F KIELY CONSTRUCTION CO
1/15/2013	61910050	11150	1,100.00	GRAY SUPPLY CO
2/15/2013	61910050	11150	1,750.00	J F KIELY CONSTRUCTION CO
11/30/2012	61910050	11150	845.00	J F KIELY CONSTRUCTION CO
12/15/2012	61910050	11150	520.00	J F KIELY CONSTRUCTION CO
12/31/2012	61910050	11150	1,155.00	GRAY SUPPLY CO
1/30/2013	61910050	11150	900.00	J F KIELY CONSTRUCTION CO
1/30/2013	61910050	11150	850.00	GRAY SUPPLY CO
2/15/2013	61910050	11150	1,440.00	J F KIELY CONSTRUCTION CO
2/15/2013	61910050	11150	1,250.00	J F KIELY CONSTRUCTION CO
3/15/2013	61910050	11150	1,750.00	J F KIELY CONSTRUCTION CO
3/15/2013	61910050	11150	1,687.50	J F KIELY CONSTRUCTION CO
12/15/2012	61910050	11150	1,430.00	J F KIELY CONSTRUCTION CO
1/30/2013	61910050	11150	960.00	J F KIELY CONSTRUCTION CO

DATE	BusUnit	Acct	Amount	Explanation
2/15/2013	61910050	11150	1,260.00	GRAY SUPPLY CO
3/15/2013	61910050	11150	(130.00)	J F KIELY CONSTRUCTION CO
3/30/2013	61910050	11150	453.11	J F KIELY CONSTRUCTION CO
3/30/2013	61910050	11150	300.00	J F KIELY CONSTRUCTION CO
3/30/2013	61910050	11150	1,102.50	GRAY SUPPLY CO
3/30/2013	61910050	11150	2,500.00	J F KIELY CONSTRUCTION CO
3/30/2013	61910050	11150	1,000.00	J F KIELY CONSTRUCTION CO
3/30/2013	61910050	11150	1,125.00	J F KIELY CONSTRUCTION CO
3/30/2013	61910050	11150	750.00	J F KIELY CONSTRUCTION CO
3/30/2013	61910050	11150	1,500.00	J F KIELY CONSTRUCTION CO
3/30/2013	61910050	11150	625.00	J F KIELY CONSTRUCTION CO
3/30/2013	61910050	11150	562.50	J F KIELY CONSTRUCTION CO
3/30/2013	61910050	11150	682.50	GRAY SUPPLY CO
3/30/2013	61910050	11150	937.50	J F KIELY CONSTRUCTION CO
12/15/2012	61910050	11150	4,810.00	J F KIELY CONSTRUCTION CO
1/30/2013	61910050	11150	850.00	GRAY SUPPLY CO
2/15/2013	61910050	11150	223.58	GRAY SUPPLY CO
2/28/2013	61910050	11150	1,875.00	J F KIELY CONSTRUCTION CO
3/30/2013	61910050	11150	750.00	J F KIELY CONSTRUCTION CO
3/30/2013	61910050	11150	750.00	J F KIELY CONSTRUCTION CO
3/30/2013	61910050	11150	250.00	J F KIELY CONSTRUCTION CO
11/30/2012	61910050	11150	780.00	J F KIELY CONSTRUCTION CO
12/15/2012	61910050	11150	650.00	J F KIELY CONSTRUCTION CO
2/28/2013	61910050	11150	1,500.00	J F KIELY CONSTRUCTION CO
3/15/2013	61910050	11150	1,155.00	GRAY SUPPLY CO
12/15/2012	61910050	11150	520.00	J F KIELY CONSTRUCTION CO
2/15/2013	61910050	11150	1,875.00	J F KIELY CONSTRUCTION CO
3/30/2013	61910050	11150	750.00	J F KIELY CONSTRUCTION CO
3/30/2013	61910050	11150	750.00	J F KIELY CONSTRUCTION CO
3/30/2013	61910050	11150	1,000.00	J F KIELY CONSTRUCTION CO
11/30/2012	61910050	11150	1,040.00	J F KIELY CONSTRUCTION CO
12/15/2012	61910050	11150	650.00	J F KIELY CONSTRUCTION CO
1/30/2013	61910050	11150	1,800.00	J F KIELY CONSTRUCTION CO
2/15/2013	61910050	11150	2,280.00	J F KIELY CONSTRUCTION CO
2/15/2013	61910050	11150	1,800.00	J F KIELY CONSTRUCTION CO
2/15/2013	61910050	11150	1,000.00	J F KIELY CONSTRUCTION CO
12/15/2012	61910050	11150	1,040.00	J F KIELY CONSTRUCTION CO
12/31/2012	61910050	11150	4,550.00	J F KIELY CONSTRUCTION CO
2/15/2013	61910050	11150	2,460.00	J F KIELY CONSTRUCTION CO
2/28/2013	61910050	11150	1,250.00	J F KIELY CONSTRUCTION CO
2/28/2013	61910050	11150	1,250.00	J F KIELY CONSTRUCTION CO
2/15/2013	61910050	11150	850.00	GRAY SUPPLY CO
2/28/2013	61910050	11150	787.50	GRAY SUPPLY CO
3/15/2013	61910050	11150	1,250.00	J F KIELY CONSTRUCTION CO
11/15/2012	61910050	11150	1,560.00	J F KIELY CONSTRUCTION CO
11/15/2012	61910050	11150	1,215.00	J F KIELY CONSTRUCTION CO
11/30/2012	61910050	11150	780.00	J F KIELY CONSTRUCTION CO
11/30/2012	61910050	11150	1,170.00	J F KIELY CONSTRUCTION CO
12/15/2012	61910050	11150	1,300.00	J F KIELY CONSTRUCTION CO
12/15/2012	61910050	11150	975.00	J F KIELY CONSTRUCTION CO
12/15/2012	61910050	11150	1,300.00	J F KIELY CONSTRUCTION CO
12/15/2012	61910050	11150	1,300.00	J F KIELY CONSTRUCTION CO
12/15/2012	61910050	11150	260.00	J F KIELY CONSTRUCTION CO
12/15/2012	61910050	11150	1,300.00	J F KIELY CONSTRUCTION CO
11/30/2012	61910050	11150	780.00	J F KIELY CONSTRUCTION CO
12/31/2012	61910050	11150	520.00	J F KIELY CONSTRUCTION CO
12/31/2012	61910050	11150	3,355.00	GRAY SUPPLY CO
1/15/2013	61910050	11150	850.00	GRAY SUPPLY CO
1/30/2013	61910050	11150	700.00	GRAY SUPPLY CO
11/30/2012	61910050	11150	845.00	J F KIELY CONSTRUCTION CO
2/15/2013	61910050	11150	352.00	GRAY SUPPLY CO
2/15/2013	61910050	11150	1,800.00	J F KIELY CONSTRUCTION CO
12/15/2012	61910050	11150	1,040.00	J F KIELY CONSTRUCTION CO
12/15/2012	61910050	11150	1,560.00	J F KIELY CONSTRUCTION CO
1/15/2013	61910050	11150	1,560.00	J F KIELY CONSTRUCTION CO
2/28/2013	61910050	11150	287.80	J F KIELY CONSTRUCTION CO
2/28/2013	61910050	11150	548.00	GRAY SUPPLY CO

DATE	BusUnit	Acct	Amount	Explanation
11/15/2012	61910050	11150	1,170.00	J F KIELY CONSTRUCTION CO
12/15/2012	61910050	11150	1,170.00	J F KIELY CONSTRUCTION CO
12/15/2012	61910050	11150	780.00	J F KIELY CONSTRUCTION CO
12/15/2012	61910050	11150	1,040.00	J F KIELY CONSTRUCTION CO
12/15/2012	61910050	11150	780.00	J F KIELY CONSTRUCTION CO
1/30/2013	61910050	11150	35.55	GRAY SUPPLY CO
11/15/2012	61910050	11150	585.00	J F KIELY CONSTRUCTION CO
3/30/2013	61910050	11150	290.22	J F KIELY CONSTRUCTION CO
12/31/2012	61910050	11150	520.00	J F KIELY CONSTRUCTION CO
2/28/2013	61910050	11150	2,400.00	J F KIELY CONSTRUCTION CO
11/30/2012	61910050	11150	780.00	J F KIELY CONSTRUCTION CO
12/15/2012	61910050	11150	650.00	J F KIELY CONSTRUCTION CO
11/15/2012	61910050	11150	1,950.00	J F KIELY CONSTRUCTION CO
11/30/2012	61910050	11150	585.00	J F KIELY CONSTRUCTION CO
12/15/2012	61910050	11150	1,430.00	J F KIELY CONSTRUCTION CO
12/15/2012	61910050	11150	520.00	J F KIELY CONSTRUCTION CO
12/15/2012	61910050	11150	975.00	J F KIELY CONSTRUCTION CO
12/31/2012	61910050	11150	520.00	J F KIELY CONSTRUCTION CO
12/31/2012	61910050	11150	585.00	J F KIELY CONSTRUCTION CO
1/15/2013	61910050	11150	1,560.00	J F KIELY CONSTRUCTION CO
1/15/2013	61910050	11150	1,700.00	GRAY SUPPLY CO
12/31/2012	61910050	11150	325.00	J F KIELY CONSTRUCTION CO
1/30/2013	61910050	11150	1,950.00	GRAY SUPPLY CO
1/30/2013	61910050	11150	480.00	J F KIELY CONSTRUCTION CO
1/30/2013	61910050	11150	480.00	J F KIELY CONSTRUCTION CO
11/30/2012	61910050	11150	2,600.00	J F KIELY CONSTRUCTION CO
1/30/2013	61910050	11150	960.00	J F KIELY CONSTRUCTION CO
2/28/2013	61910050	11150	3,412.50	GRAY SUPPLY CO
1/30/2013	61910050	11150	1,800.00	J F KIELY CONSTRUCTION CO
12/15/2012	61910050	11150	650.00	J F KIELY CONSTRUCTION CO
1/30/2013	61910050	11150	960.00	J F KIELY CONSTRUCTION CO
12/15/2012	61910050	11150	910.00	J F KIELY CONSTRUCTION CO
3/30/2013	61910050	11150	2,102.50	J F KIELY CONSTRUCTION CO
3/30/2013	61910050	11150	2,500.00	J F KIELY CONSTRUCTION CO
12/15/2012	61910050	11150	715.00	J F KIELY CONSTRUCTION CO
11/15/2012	61910050	11150	585.00	J F KIELY CONSTRUCTION CO
12/15/2012	61910050	11150	780.00	J F KIELY CONSTRUCTION CO
12/15/2012	61910050	11150	520.00	J F KIELY CONSTRUCTION CO
12/15/2012	61910050	11150	715.00	J F KIELY CONSTRUCTION CO
2/15/2013	61910050	11150	2,050.00	GRAY SUPPLY CO
12/15/2012	61910050	11150	1,430.00	GRAY SUPPLY CO
12/15/2012	61910050	11150	520.00	J F KIELY CONSTRUCTION CO
2/28/2013	61910050	11150	287.80	J F KIELY CONSTRUCTION CO
2/28/2013	61910050	11150	1,500.00	J F KIELY CONSTRUCTION CO
11/30/2012	61910050	11150	2,645.00	GRAY SUPPLY CO
3/15/2013	61910050	11150	3,000.00	J F KIELY CONSTRUCTION CO
11/30/2012	61910050	11150	585.00	J F KIELY CONSTRUCTION CO
3/15/2013	61910050	11150	1,187.50	J F KIELY CONSTRUCTION CO
3/30/2013	61910050	11150	390.00	J F KIELY CONSTRUCTION CO
3/15/2013	61910050	11150	390.00	J F KIELY CONSTRUCTION CO
12/15/2012	61910050	11150	650.00	J F KIELY CONSTRUCTION CO
2/15/2013	61910050	11150	1,800.00	J F KIELY CONSTRUCTION CO
12/15/2012	61910050	11150	520.00	J F KIELY CONSTRUCTION CO
12/15/2012	61910050	11150	780.00	J F KIELY CONSTRUCTION CO
12/31/2012	61910050	11150	1,105.00	J F KIELY CONSTRUCTION CO
1/30/2013	61910050	11150	960.00	J F KIELY CONSTRUCTION CO
11/30/2012	61910050	11150	585.00	J F KIELY CONSTRUCTION CO
2/28/2013	61910050	11150	580.48	J F KIELY CONSTRUCTION CO
2/15/2013	61910050	11150	8,635.06	J F KIELY CONSTRUCTION CO
11/30/2012	61910050	11150	760.89	J F KIELY CONSTRUCTION CO
2/15/2013	61910050	11150	2,625.00	J F KIELY CONSTRUCTION CO
11/15/2012	61910050	11150	8,970.00	J F KIELY CONSTRUCTION CO
			<u>979,679.71</u>	
1/31/2013	61910050	11195	215.96	K. MOOREA LLC D/B/A TRAFFIC PL
1/31/2013	61910050	11195	252.60	K. MOOREA LLC D/B/A TRAFFIC PL

DATE	BusUnit	Acct	Amount	Explanation
2/15/2013	61910050	11195	153.16	K. MOOREA LLC D/B/A TRAFFIC PL
2/20/2013	61910050	11195	368.34	K. MOOREA LLC D/B/A TRAFFIC PL
2/20/2013	61910050	11195	213.63	K. MOOREA LLC D/B/A TRAFFIC PL
2/21/2013	61910050	11195	154.14	K. MOOREA LLC D/B/A TRAFFIC PL
3/7/2013	61910050	11195	86.12	K. MOOREA LLC D/B/A TRAFFIC PL
3/7/2013	61910050	11195	185.86	K. MOOREA LLC D/B/A TRAFFIC PL
3/20/2013	61910050	11195	275.01	K. MOOREA LLC D/B/A TRAFFIC PL
3/20/2013	61910050	11195	212.51	K. MOOREA LLC D/B/A TRAFFIC PL
1/18/2013	61910050	11195	503.81	K. MOOREA LLC D/B/A TRAFFIC PL
1/18/2013	61910050	11195	241.74	K. MOOREA LLC D/B/A TRAFFIC PL
1/18/2013	61910050	11195	123.23	K. MOOREA LLC D/B/A TRAFFIC PL
1/18/2013	61910050	11195	605.40	K. MOOREA LLC D/B/A TRAFFIC PL
1/29/2013	61910050	11195	254.26	K. MOOREA LLC D/B/A TRAFFIC PL
1/29/2013	61910050	11195	305.16	K. MOOREA LLC D/B/A TRAFFIC PL
1/29/2013	61910050	11195	216.37	K. MOOREA LLC D/B/A TRAFFIC PL
1/31/2013	61910050	11195	123.40	K. MOOREA LLC D/B/A TRAFFIC PL
1/31/2013	61910050	11195	150.77	K. MOOREA LLC D/B/A TRAFFIC PL
2/21/2013	61910050	11195	216.38	K. MOOREA LLC D/B/A TRAFFIC PL
3/13/2013	61910050	11195	584.97	K. MOOREA LLC D/B/A TRAFFIC PL
3/20/2013	61910050	11195	310.38	K. MOOREA LLC D/B/A TRAFFIC PL
3/20/2013	61910050	11195	186.21	K. MOOREA LLC D/B/A TRAFFIC PL
1/18/2013	61910050	11195	241.74	K. MOOREA LLC D/B/A TRAFFIC PL
2/11/2013	61910050	11195	307.68	K. MOOREA LLC D/B/A TRAFFIC PL
2/11/2013	61910050	11195	185.10	K. MOOREA LLC D/B/A TRAFFIC PL
2/21/2013	61910050	11195	213.96	K. MOOREA LLC D/B/A TRAFFIC PL
3/7/2013	61910050	11195	539.78	K. MOOREA LLC D/B/A TRAFFIC PL
3/20/2013	61910050	11195	310.37	K. MOOREA LLC D/B/A TRAFFIC PL
1/18/2013	61910050	11195	241.74	K. MOOREA LLC D/B/A TRAFFIC PL
1/31/2013	61910050	11195	277.63	K. MOOREA LLC D/B/A TRAFFIC PL
1/31/2013	61910050	11195	63.48	K. MOOREA LLC D/B/A TRAFFIC PL
2/11/2013	61910050	11195	168.58	K. MOOREA LLC D/B/A TRAFFIC PL
2/11/2013	61910050	11195	230.10	K. MOOREA LLC D/B/A TRAFFIC PL
3/7/2013	61910050	11195	80.03	K. MOOREA LLC D/B/A TRAFFIC PL
3/8/2013	61910050	11195	185.68	K. MOOREA LLC D/B/A TRAFFIC PL
1/29/2013	61910050	11195	494.59	K. MOOREA LLC D/B/A TRAFFIC PL
3/20/2013	61910050	11195	215.06	K. MOOREA LLC D/B/A TRAFFIC PL
3/7/2013	61910050	11195	804.92	K. MOOREA LLC D/B/A TRAFFIC PL

10,499.85

12/28/2012	61910050	11196	45.00	OCEANCOUNTY-PERMITFEE
1/7/2013	61910050	11196	25.00	HOLGATE-PERMITFEE
1/8/2013	61910050	11196	100.00	SOUTHSEASIDEPARK-PERMITFEE
1/12/2013	61910050	11196	75.00	BRICKTOWNSHIP-PERMITFEE
1/18/2013	61910050	11196	275.00	POINTPLEASANTBEA-PERMITFEE
1/21/2013	61910050	11196	550.00	STATEOFNEWJERSEI-PERMITFEE
1/23/2013	61910050	11196	550.00	STATEOFNEWJERSEF-PERMITFEE
1/26/2013	61910050	11196	550.00	STATEOFNEWJERSE-PERMITFEE
1/30/2013	61910050	11196	550.00	STATEOFNEWJERSEF-PERMITFEE
1/31/2013	61910050	11196	75.00	BRICKTOWNSHIP-PERMITFEE
2/4/2013	61910050	11196	75.00	BRICKTOWNSHIP-PERMITFEE
2/4/2013	61910050	11196	75.00	BRICKTOWNSHIP-PERMITFEE
2/9/2013	61910050	11196	550.00	STATEOFNEWJERSE-PERMITFEE
2/9/2013	61910050	11196	275.00	POINTPLEASANTBEA-PERMITFEE
2/14/2013	61910050	11196	550.00	STATEOFNEWJERSE-PERMITFEE
2/15/2013	61910050	11196	100.00	LAVALLETTE-PERMITFEE
2/15/2013	61910050	11196	75.00	CHADWICKBEACH-PERMITFEE
2/21/2013	61910050	11196	550.00	STATEOFNEWJERSE-PERMITFEE
3/15/2013	61910050	11196	550.00	STATEOFNEWJERSE-PERMITFEE
3/16/2013	61910050	11196	550.00	STATEOFNEWJERSE-PERMITFEE
3/29/2013	61910050	11196	75.00	BRICKTOWNSHIP-PERMITFEE
12/29/2012	61910050	11196	550.00	STATEOFNEWJERSE-PERMITFEE
1/5/2013	61910050	11196	550.00	STATEOFNEWJERSE-PERMITFEE
1/7/2013	61910050	11196	25.00	BRANTBEACH-PERMITFEE
1/12/2013	61910050	11196	550.00	STATEOFNEWJERSE-PERMITFEE
1/28/2013	61910050	11196	75.00	BRICKTOWNSHIP-PERMITFEE
2/4/2013	61910050	11196	75.00	BRICKTOWNSHIP-PERMITFEE

DATE	BusUnit	Acct	Amount	Explanation
2/19/2013	61910050	11196	100.00	LAVALLETTE-PERMITFEE
2/21/2013	61910050	11196	550.00	STATEOFNEWJERSE-PERMITFEE
2/23/2013	61910050	11196	550.00	STATEOFNEWJERSE-PERMITFEE
3/5/2013	61910050	11196	180.00	KEANSBURG-PERMITFEE
3/25/2013	61910050	11196	75.00	BRICKTOWNSHIP-PERMITFEE
3/25/2013	61910050	11196	75.00	BRICKTOWNSHIP-PERMITFEE
3/26/2013	61910050	11196	75.00	BRICKTOWNSHIP-PERMITFEE
3/29/2013	61910050	11196	75.00	BRICKTOWNSHIP-PERMITFEE
1/14/2013	61910050	11196	100.00	SOUTHSEASIDEPARK-PERMITFEE
1/26/2013	61910050	11196	75.00	BRICKTOWNSHIP-PERMITFEE
1/30/2013	61910050	11196	75.00	BRICKTOWNSHIP-PERMITFEE
2/1/2013	61910050	11196	550.00	STATEOFNEWJERSE-PERMITFEE
2/14/2013	61910050	11196	550.00	STATEOFNEWJERSE-PERMITFEE
2/20/2013	61910050	11196	275.00	POINTPLEASANTBEA-PERMITFEE
2/27/2013	61910050	11196	550.00	STATEOFNEWJERSE-PERMITFEE
3/4/2013	61910050	11196	100.00	LAVALLETTE-PERMITFEE
3/15/2013	61910050	11196	550.00	STATEOFNEWJERSE-PERMITFEE
3/18/2013	61910050	11196	275.00	POINTPLEASANTBEA-PERMITFEE
3/22/2013	61910050	11196	75.00	BRICKTOWNSHIP-PERMITFEE
3/26/2013	61910050	11196	250.00	MONMOUTHCOUNTY-PERMITFEE
1/8/2013	61910050	11196	275.00	POINTPLEASANTBEA-PERMITFEE
1/16/2013	61910050	11196	550.00	STATEOFNEWJERSE-PERMITFEE
1/18/2013	61910050	11196	275.00	POINTPLEASANTBEA-PERMITFEE
2/9/2013	61910050	11196	550.00	STATEOFNEWJERSE-PERMITFEE
2/9/2013	61910050	11196	75.00	BRICKTOWNSHIP-PERMITFEE
2/21/2013	61910050	11196	550.00	STATEOFNEWJERSE-PERMITFEE
2/23/2013	61910050	11196	550.00	STATEOFNEWJERSE-PERMITFEE
3/11/2013	61910050	11196	75.00	ORTLEYBEACH-PERMITFEE
3/29/2013	61910050	11196	275.00	POINTPLEASANTBEA-PERMITFEE
2/18/2013	61910050	11196	550.00	STATEOFNEWJERSE-PERMITFEE
2/21/2013	61910050	11196	25.00	NORTHBEACH-PERMITFEE
			<u>16,900.00</u>	
11/11/2012	61910051	11110	3,402.20	Payroll Labor Distribution
11/18/2012	61910051	11110	103.40	Payroll Labor Distribution
11/18/2012	61910051	11110	482.51	Payroll Labor Distribution
11/18/2012	61910051	11110	137.86	Payroll Labor Distribution
11/11/2012	61910051	11110	1,033.95	Payroll Labor Distribution
2/24/2013	61910051	11110	57.15	Payroll Labor Distribution
			<u>5,217.07</u>	
12/1/2012	61910051	11120	838.08	VAL TEX
12/4/2012	61910051	11120	58.67	VAL-TEX
2/28/2013	61910051	11120	22.05	Misc Adj.
11/16/2012	61910051	11120	6,114.00	C J NOLTE CO
11/21/2012	61910051	11120	10,373.88	ROSEMOUNT MEASUREMENT
11/28/2012	61910051	11120	97.34	JOSEPH FAZZIO-WALL LLC (FARMI
11/28/2012	61910051	11120	73.41	TURTLE & HUGHES
11/28/2012	61910051	11120	278.58	TURTLE & HUGHES
11/28/2012	61910051	11120	294.86	WARSHAUER ELECTRIC SUPPLY CO
11/29/2012	61910051	11120	1,279.02	TURTLE & HUGHES
11/29/2012	61910051	11120	639.51	TURTLE & HUGHES
11/29/2012	61910051	11120	198.88	TURTLE & HUGHES
11/30/2012	61910051	11120	18,900.00	EAGLE RESEARCH CORPORATION
11/30/2012	61910051	11120	31,500.00	EAGLE RESEARCH CORPORATION
12/3/2012	61910051	11120	9,800.00	TECHNICAL COMPONENTS CO INC
12/11/2012	61910051	11120	1,650.00	CONTROL ASSOCIATES
1/4/2013	61910051	11120	4,381.94	ROSEMOUNT MEASUREMENT
1/25/2013	61910051	11120	43.79	JOSEPH FAZZIO-WALL LLC (FARMI
1/28/2013	61910051	11120	27,746.00	CONTROL ASSOCIATES
1/30/2013	61910051	11120	13,873.00	CONTROL ASSOCIATES
11/12/2012	61910051	11120	71.50	WARSHAUER ELECTRIC SUPPLY CO
11/20/2012	61910051	11120	27,746.00	CONTROL ASSOCIATES
12/12/2012	61910051	11120	43.79	JOSEPH FAZZIO-WALL LLC (FARMI
12/14/2012	61910051	11120	2,268.00	SIGNAL CONTROL PRODUCTS

DATE	BusUnit	Acct	Amount	Explanation
12/20/2012	61910051	11120	17,351.00	CONTROL ASSOCIATES
12/20/2012	61910051	11120	17,051.00	CONTROL ASSOCIATES
1/4/2013	61910051	11120	19,070.46	ROSEMOUNT MEASUREMENT
1/8/2013	61910051	11120	328.70	COOPER ELECTRIC SUPPLY CO.
1/18/2013	61910051	11120	3,416.00	SIGNAL CONTROL PRODUCTS
1/28/2013	61910051	11120	47,978.00	CONTROL ASSOCIATES
1/29/2013	61910051	11120	(61.64)	JOSEPH FAZZIO-WALL LLC (FARMI
2/7/2013	61910051	11120	948.40	GRAINGER
11/28/2012	61910051	11120	13.55	TURTLE & HUGHES
11/28/2012	61910051	11120	139.29	TURTLE & HUGHES
12/21/2012	61910051	11120	38.51	COOPER ELECTRIC SUPPLY CO.
11/20/2012	61910051	11120	17,351.00	CONTROL ASSOCIATES
11/21/2012	61910051	11120	2,303.16	ROSEMOUNT MEASUREMENT
11/27/2012	61910051	11120	21,000.00	EAGLE RESEARCH CORPORATION
11/28/2012	61910051	11120	639.24	TURTLE & HUGHES
11/28/2012	61910051	11120	1,092.84	TURTLE & HUGHES
11/28/2012	61910051	11120	72.68	JOSEPH FAZZIO-WALL LLC (FARMI
11/28/2012	61910051	11120	88.62	WARSHAUER ELECTRIC SUPPLY CO
11/30/2012	61910051	11120	1,260.00	EAGLE RESEARCH CORPORATION
12/14/2012	61910051	11120	1,272.00	SIGNAL CONTROL PRODUCTS
12/20/2012	61910051	11120	27,746.00	CONTROL ASSOCIATES
1/25/2013	61910051	11120	17.85	JOSEPH FAZZIO-WALL LLC (FARMI
11/29/2012	61910051	11120	6.81	JOSEPH FAZZIO-WALL LLC (GLASSB
11/30/2012	61910051	11120	19.50	TURTLE & HUGHES INC
11/30/2012	61910051	11120	0.95	TURTLE & HUGHES INC
11/30/2012	61910051	11120	44.77	TURTLE & HUGHES INC
11/30/2012	61910051	11120	599.25	EAGLE RESEARCH CORPORATION
11/16/2012	61910051	11120	5.01	WARSHAUER ELECTRIC SUPPLY CO
11/27/2012	61910051	11120	(6.00)	ROSEMOUNT INC
11/29/2012	61910051	11120	6.20	WARSHAUER ELECTRIC SUPPLY CO
11/30/2012	61910051	11120	44.75	TURTLE & HUGHES INC
12/27/2012	61910051	11120	2.70	COOPER ELECTRIC SUPPLY CO
11/29/2012	61910051	11120	5.09	JOSEPH FAZZIO-WALL LLC (GLASSB
11/30/2012	61910051	11120	5.14	TURTLE & HUGHES INC
11/30/2012	61910051	11120	89.53	TURTLE & HUGHES INC
12/13/2012	61910051	11120	3.07	JOSEPH FAZZIO-WALL LLC (GLASSB
2/8/2013	61910051	11120	66.39	GRAINGER, W W (818092827)
11/29/2012	61910051	11120	20.64	WARSHAUER ELECTRIC SUPPLY CO
11/30/2012	61910051	11120	76.50	TURTLE & HUGHES INC
11/30/2012	61910051	11120	9.75	TURTLE & HUGHES INC
11/30/2012	61910051	11120	13.92	TURTLE & HUGHES INC
12/4/2012	61910051	11120	686.00	TECHNICAL COMPONENTS CO INC
1/11/2013	61910051	11120	23.01	COOPER ELECTRIC SUPPLY CO
12/10/2012	61910051	11121	118.53	Inventory Issue
1/2/2013	61910051	11121	21.38	Inventory Issue
1/15/2013	61910051	11121	3,465.19	Inventory Issue
1/2/2013	61910051	11121	105.07	Inventory Issue
12/18/2012	61910051	11121	10.69	Inventory Issue
12/18/2012	61910051	11121	52.54	Inventory Issue
12/21/2012	61910051	11121	651.48	Inventory Issue
12/21/2012	61910051	11121	651.71	Inventory Issue
1/2/2013	61910051	11121	22.90	Inventory Issue
1/2/2013	61910051	11121	63.36	Inventory Issue
1/2/2013	61910051	11121	59.89	Inventory Issue
11/15/2012	61910051	11121	50.85	Inventory Issue
11/15/2012	61910051	11121	1,307.16	Inventory Issue
11/15/2012	61910051	11121	1,977.23	Inventory Issue
11/15/2012	61910051	11121	653.58	Inventory Issue
11/28/2012	61910051	11121	180,899.46	Inventory Issue
12/4/2012	61910051	11121	1,272.65	Inventory Issue
12/4/2012	61910051	11121	40,694.40	Inventory Issue
12/7/2012	61910051	11121	397.30	Inventory Issue
12/10/2012	61910051	11121	178.13	Inventory Issue
1/15/2013	61910051	11121	(2,284.67)	Inventory Issue
11/15/2012	61910051	11121	313.41	Inventory Issue
11/15/2012	61910051	11121	8.28	Inventory Issue
12/4/2012	61910051	11121	3,046.22	Inventory Issue

DATE	BusUnit	Acct	Amount	Explanation
12/12/2012	61910051	11121	8.41	Inventory Issue
12/12/2012	61910051	11121	32.50	Inventory Issue
12/13/2012	61910051	11121	8,919.48	Inventory Issue
1/15/2013	61910051	11121	(36,274.13)	Inventory Issue
11/15/2012	61910051	11121	16.57	Inventory Issue
11/15/2012	61910051	11121	33.00	Inventory Issue
11/15/2012	61910051	11121	188.14	Inventory Issue
11/15/2012	61910051	11121	33.00	Inventory Issue
11/15/2012	61910051	11121	1,627.78	Inventory Issue
11/28/2012	61910051	11121	2,284.67	Inventory Issue
12/4/2012	61910051	11121	3,250.49	Inventory Issue
12/7/2012	61910051	11121	237.39	Inventory Issue
12/13/2012	61910051	11121	169.56	Inventory Issue
12/14/2012	61910051	11121	8,587.95	Inventory Issue
1/15/2013	61910051	11121	(3,250.49)	Inventory Issue
11/15/2012	61910051	11121	26,758.44	Inventory Issue
11/15/2012	61910051	11121	659.08	Inventory Issue
11/28/2012	61910051	11121	1,246.91	Inventory Issue
12/7/2012	61910051	11121	157.46	Inventory Issue
12/12/2012	61910051	11121	435.72	Inventory Issue
11/20/2012	61910051	11121	363.71	Inventory Issue
11/20/2012	61910051	11121	518.10	Inventory Issue
11/20/2012	61910051	11121	9.00	Inventory Issue
11/20/2012	61910051	11121	12.00	Inventory Issue
11/20/2012	61910051	11121	14.60	Inventory Issue
11/20/2012	61910051	11121	15.28	Inventory Issue
11/20/2012	61910051	11121	21.00	Inventory Issue
11/20/2012	61910051	11121	23.09	Inventory Issue
11/20/2012	61910051	11121	33.56	Inventory Issue
11/20/2012	61910051	11121	338.86	Inventory Issue
11/20/2012	61910051	11121	14.05	Inventory Issue
11/20/2012	61910051	11121	21.79	Inventory Issue
11/20/2012	61910051	11121	5.40	Inventory Issue
11/20/2012	61910051	11121	9.50	Inventory Issue
11/20/2012	61910051	11121	19.29	Inventory Issue
11/20/2012	61910051	11121	21.34	Inventory Issue
11/20/2012	61910051	11121	260.13	Inventory Issue
11/12/2012	61910051	11121	1.59	Inventory Issue
11/12/2012	61910051	11121	123.79	Inventory Issue
11/15/2012	61910051	11121	61.92	Inventory Issue
11/15/2012	61910051	11121	262.48	Inventory Issue
11/15/2012	61910051	11121	1,038.43	Inventory Issue
11/15/2012	61910051	11121	1,323.00	Inventory Issue
11/20/2012	61910051	11121	23.96	Inventory Issue
11/26/2012	61910051	11121	62.71	Inventory Issue
11/26/2012	61910051	11121	164.99	Inventory Issue
11/26/2012	61910051	11121	1,525.02	Inventory Issue
12/6/2012	61910051	11121	(3.31)	Inventory Issue
12/6/2012	61910051	11121	4.25	Inventory Issue
12/6/2012	61910051	11121	11.22	Inventory Issue
12/6/2012	61910051	11121	23.96	Inventory Issue
12/10/2012	61910051	11121	18.94	Inventory Issue
12/10/2012	61910051	11121	435.72	Inventory Issue
12/11/2012	61910051	11121	8.41	Inventory Issue
12/11/2012	61910051	11121	32.50	Inventory Issue
12/12/2012	61910051	11121	(162.50)	Inventory Issue
12/12/2012	61910051	11121	(455.24)	Inventory Issue
12/13/2012	61910051	11121	63.36	Inventory Issue
12/14/2012	61910051	11121	36.54	Inventory Issue
12/18/2012	61910051	11121	37.88	Inventory Issue
12/21/2012	61910051	11121	16.55	Inventory Issue
1/3/2013	61910051	11121	108.49	Inventory Issue
1/3/2013	61910051	11121	19.89	Inventory Issue
1/3/2013	61910051	11121	61.92	Inventory Issue
1/3/2013	61910051	11121	108.49	Inventory Issue
1/3/2013	61910051	11121	435.72	Inventory Issue
1/4/2013	61910051	11121	63.36	Inventory Issue

DATE	BusUnit	Acct	Amount	Explanation
1/4/2013	61910051	11121	63.36	Inventory Issue
1/4/2013	61910051	11121	8.41	Inventory Issue
1/4/2013	61910051	11121	31.85	Inventory Issue
1/4/2013	61910051	11121	54.81	Inventory Issue
1/4/2013	61910051	11121	190.90	Inventory Issue
1/4/2013	61910051	11121	47.92	Inventory Issue
1/4/2013	61910051	11121	52.54	Inventory Issue
1/5/2013	61910051	11121	(15.93)	Inventory Issue
1/7/2013	61910051	11121	8.41	Inventory Issue
1/7/2013	61910051	11121	18.27	Inventory Issue
1/7/2013	61910051	11121	23.96	Inventory Issue
1/8/2013	61910051	11121	31.82	Inventory Issue
1/8/2013	61910051	11121	63.36	Inventory Issue
1/9/2013	61910051	11121	13.24	Inventory Issue
1/9/2013	61910051	11121	123.22	Inventory Issue
1/10/2013	61910051	11121	15.93	Inventory Issue
1/10/2013	61910051	11121	36.54	Inventory Issue
1/10/2013	61910051	11121	79.54	Inventory Issue
1/14/2013	61910051	11121	31.82	Inventory Issue
1/14/2013	61910051	11121	7.96	Inventory Issue
1/15/2013	61910051	11121	5.57	Inventory Issue
1/15/2013	61910051	11121	15.73	Inventory Issue
1/15/2013	61910051	11121	61.92	Inventory Issue
1/16/2013	61910051	11121	15.91	Inventory Issue
1/16/2013	61910051	11121	47.92	Inventory Issue
1/16/2013	61910051	11121	61.92	Inventory Issue
1/17/2013	61910051	11121	18.27	Inventory Issue
1/21/2013	61910051	11121	(26.25)	Inventory Issue
1/21/2013	61910051	11121	(75.46)	Inventory Issue
1/21/2013	61910051	11121	9.93	Inventory Issue
1/22/2013	61910051	11121	11.17	Inventory Issue
1/23/2013	61910051	11121	(14.32)	Inventory Issue
1/25/2013	61910051	11121	210.14	Inventory Issue
2/6/2013	61910051	11121	54.81	Inventory Issue
2/6/2013	61910051	11121	131.28	Inventory Issue
2/11/2013	61910051	11121	(287.14)	Inventory Issue
2/19/2013	61910051	11121	11.17	Inventory Issue
2/19/2013	61910051	11121	72.62	Inventory Issue
2/28/2013	61910051	11121	72.62	Inventory Issue
3/12/2013	61910051	11121	18.27	Inventory Issue
3/26/2013	61910051	11121	18.27	Inventory Issue
3/26/2013	61910051	11121	25.38	Inventory Issue
3/26/2013	61910051	11121	71.59	Inventory Issue
3/26/2013	61910051	11121	39.77	Inventory Issue
11/12/2012	61910051	11121	125.77	Inventory Issue
11/26/2012	61910051	11121	455.24	Inventory Issue
12/6/2012	61910051	11121	17.10	Inventory Issue
12/6/2012	61910051	11121	3.31	Inventory Issue
12/10/2012	61910051	11121	29.34	Inventory Issue
12/10/2012	61910051	11121	65.00	Inventory Issue
12/11/2012	61910051	11121	14.67	Inventory Issue
12/11/2012	61910051	11121	52.49	Inventory Issue
12/12/2012	61910051	11121	(63.36)	Inventory Issue
12/14/2012	61910051	11121	67.61	Inventory Issue
12/21/2012	61910051	11121	435.72	Inventory Issue
12/27/2012	61910051	11121	36.54	Inventory Issue
12/28/2012	61910051	11121	126.72	Inventory Issue
1/3/2013	61910051	11121	63.36	Inventory Issue
1/3/2013	61910051	11121	4.25	Inventory Issue
1/4/2013	61910051	11121	13.24	Inventory Issue
1/4/2013	61910051	11121	6.62	Inventory Issue
1/7/2013	61910051	11121	217.86	Inventory Issue
1/7/2013	61910051	11121	(52.50)	Inventory Issue
1/10/2013	61910051	11121	524.93	Inventory Issue
1/14/2013	61910051	11121	881.40	Inventory Issue
1/14/2013	61910051	11121	157.61	Inventory Issue
1/15/2013	61910051	11121	3.98	Inventory Issue

DATE	BusUnit	Acct	Amount	Explanation
1/17/2013	61910051	11121	47.19	Inventory Issue
1/21/2013	61910051	11121	(9.54)	Inventory Issue
1/21/2013	61910051	11121	(15.73)	Inventory Issue
1/21/2013	61910051	11121	433.96	Inventory Issue
1/30/2013	61910051	11121	23.23	Inventory Issue
1/30/2013	61910051	11121	36.54	Inventory Issue
2/11/2013	61910051	11121	25.38	Inventory Issue
2/13/2013	61910051	11121	7.66	Inventory Issue
2/28/2013	61910051	11121	3.31	Inventory Issue
3/26/2013	61910051	11121	217.86	Inventory Issue
11/15/2012	61910051	11121	19.86	Inventory Issue
11/20/2012	61910051	11121	2.39	Inventory Issue
11/26/2012	61910051	11121	129.42	Inventory Issue
11/26/2012	61910051	11121	236.65	Inventory Issue
12/6/2012	61910051	11121	(36.54)	Inventory Issue
12/6/2012	61910051	11121	54.81	Inventory Issue
12/6/2012	61910051	11121	63.36	Inventory Issue
12/6/2012	61910051	11121	2.39	Inventory Issue
12/10/2012	61910051	11121	95.84	Inventory Issue
12/11/2012	61910051	11121	63.36	Inventory Issue
12/11/2012	61910051	11121	15.93	Inventory Issue
12/11/2012	61910051	11121	8.41	Inventory Issue
12/11/2012	61910051	11121	47.92	Inventory Issue
12/11/2012	61910051	11121	52.49	Inventory Issue
12/11/2012	61910051	11121	145.24	Inventory Issue
12/12/2012	61910051	11121	(11.14)	Inventory Issue
12/12/2012	61910051	11121	(61.92)	Inventory Issue
12/12/2012	61910051	11121	(73.08)	Inventory Issue
12/12/2012	61910051	11121	(236.65)	Inventory Issue
12/14/2012	61910051	11121	7.96	Inventory Issue
12/14/2012	61910051	11121	18.27	Inventory Issue
12/14/2012	61910051	11121	23.89	Inventory Issue
12/18/2012	61910051	11121	25.15	Inventory Issue
12/18/2012	61910051	11121	217.86	Inventory Issue
12/21/2012	61910051	11121	23.96	Inventory Issue
12/21/2012	61910051	11121	108.49	Inventory Issue
12/21/2012	61910051	11121	440.85	Inventory Issue
12/28/2012	61910051	11121	15.93	Inventory Issue
12/28/2012	61910051	11121	63.63	Inventory Issue
1/3/2013	61910051	11121	23.96	Inventory Issue
1/3/2013	61910051	11121	25.15	Inventory Issue
1/3/2013	61910051	11121	50.30	Inventory Issue
1/3/2013	61910051	11121	52.54	Inventory Issue
1/3/2013	61910051	11121	61.92	Inventory Issue
1/3/2013	61910051	11121	63.36	Inventory Issue
1/3/2013	61910051	11121	469.29	Inventory Issue
1/4/2013	61910051	11121	15.93	Inventory Issue
1/4/2013	61910051	11121	39.77	Inventory Issue
1/4/2013	61910051	11121	61.92	Inventory Issue
1/4/2013	61910051	11121	47.92	Inventory Issue
1/4/2013	61910051	11121	18.27	Inventory Issue
1/4/2013	61910051	11121	23.96	Inventory Issue
1/4/2013	61910051	11121	31.82	Inventory Issue
1/4/2013	61910051	11121	32.50	Inventory Issue
1/4/2013	61910051	11121	63.36	Inventory Issue
1/4/2013	61910051	11121	108.49	Inventory Issue
1/4/2013	61910051	11121	158.71	Inventory Issue
1/4/2013	61910051	11121	217.86	Inventory Issue
1/4/2013	61910051	11121	61.92	Inventory Issue
1/4/2013	61910051	11121	95.45	Inventory Issue
1/4/2013	61910051	11121	108.49	Inventory Issue
1/8/2013	61910051	11121	36.54	Inventory Issue
1/8/2013	61910051	11121	440.85	Inventory Issue
1/9/2013	61910051	11121	(3.53)	Inventory Issue
1/9/2013	61910051	11121	63.36	Inventory Issue
1/10/2013	61910051	11121	7.96	Inventory Issue
1/10/2013	61910051	11121	18.27	Inventory Issue

DATE	BusUnit	Acct	Amount	Explanation
1/10/2013	61910051	11121	47.72	Inventory Issue
1/10/2013	61910051	11121	72.62	Inventory Issue
1/14/2013	61910051	11121	63.63	Inventory Issue
1/14/2013	61910051	11121	7.87	Inventory Issue
1/14/2013	61910051	11121	18.27	Inventory Issue
11/15/2012	61910051	11121	4.25	Inventory Issue
1/9/2013	61910051	11121	190.08	Inventory Issue
1/14/2013	61910051	11121	61.92	Inventory Issue
1/14/2013	61910051	11121	1,113.56	Inventory Issue
1/14/2013	61910051	11121	75.46	Inventory Issue
1/14/2013	61910051	11121	143.76	Inventory Issue
1/14/2013	61910051	11121	185.75	Inventory Issue
1/14/2013	61910051	11121	190.06	Inventory Issue
1/14/2013	61910051	11121	190.90	Inventory Issue
1/15/2013	61910051	11121	1,049.87	Inventory Issue
1/15/2013	61910051	11121	126.71	Inventory Issue
1/16/2013	61910051	11121	36.54	Inventory Issue
1/16/2013	61910051	11121	42.95	Inventory Issue
1/16/2013	61910051	11121	524.93	Inventory Issue
1/16/2013	61910051	11121	15.73	Inventory Issue
1/17/2013	61910051	11121	73.08	Inventory Issue
1/17/2013	61910051	11121	(79.54)	Inventory Issue
1/17/2013	61910051	11121	3.31	Inventory Issue
1/17/2013	61910051	11121	25.45	Inventory Issue
1/17/2013	61910051	11121	123.84	Inventory Issue
1/17/2013	61910051	11121	217.86	Inventory Issue
1/21/2013	61910051	11121	881.20	Inventory Issue
1/21/2013	61910051	11121	105.07	Inventory Issue
1/21/2013	61910051	11121	(435.72)	Inventory Issue
1/21/2013	61910051	11121	75.45	Inventory Issue
1/21/2013	61910051	11121	77.15	Inventory Issue
1/21/2013	61910051	11121	123.84	Inventory Issue
1/21/2013	61910051	11121	726.20	Inventory Issue
1/22/2013	61910051	11121	(15.91)	Inventory Issue
1/22/2013	61910051	11121	61.92	Inventory Issue
1/25/2013	61910051	11121	15.60	Inventory Issue
1/25/2013	61910051	11121	95.84	Inventory Issue
1/25/2013	61910051	11121	128.15	Inventory Issue
1/29/2013	61910051	11121	7.95	Inventory Issue
2/1/2013	61910051	11121	7.74	Inventory Issue
2/1/2013	61910051	11121	18.27	Inventory Issue
2/1/2013	61910051	11121	440.45	Inventory Issue
2/1/2013	61910051	11121	222.71	Inventory Issue
2/4/2013	61910051	11121	237.03	Inventory Issue
2/4/2013	61910051	11121	880.90	Inventory Issue
2/4/2013	61910051	11121	(12.73)	Inventory Issue
2/6/2013	61910051	11121	23.05	Inventory Issue
2/6/2013	61910051	11121	123.86	Inventory Issue
2/11/2013	61910051	11121	(8.25)	Inventory Issue
2/11/2013	61910051	11121	(32.50)	Inventory Issue
2/11/2013	61910051	11121	527.72	Inventory Issue
2/12/2013	61910051	11121	7.66	Inventory Issue
2/19/2013	61910051	11121	4.77	Inventory Issue
2/26/2013	61910051	11121	1.59	Inventory Issue
2/28/2013	61910051	11121	11.17	Inventory Issue
2/28/2013	61910051	11121	12.88	Inventory Issue
3/12/2013	61910051	11121	79.25	Inventory Issue
3/12/2013	61910051	11121	3.18	Inventory Issue
3/12/2013	61910051	11121	18.27	Inventory Issue
3/26/2013	61910051	11121	6.62	Inventory Issue
3/26/2013	61910051	11121	23.96	Inventory Issue
3/26/2013	61910051	11121	6.62	Inventory Issue
3/26/2013	61910051	11121	18.27	Inventory Issue
3/26/2013	61910051	11121	23.96	Inventory Issue
11/12/2012	61910051	11121	32.42	Inventory Issue
11/15/2012	61910051	11121	23.89	Inventory Issue
11/15/2012	61910051	11121	61.79	Inventory Issue

DATE	BusUnit	Acct	Amount	Explanation
11/15/2012	61910051	11121	62.71	Inventory Issue
11/15/2012	61910051	11121	109.62	Inventory Issue
11/20/2012	61910051	11121	3.31	Inventory Issue
11/20/2012	61910051	11121	11.22	Inventory Issue
11/26/2012	61910051	11121	11.14	Inventory Issue
11/26/2012	61910051	11121	61.92	Inventory Issue
11/26/2012	61910051	11121	109.62	Inventory Issue
12/6/2012	61910051	11121	(2.39)	Inventory Issue
12/6/2012	61910051	11121	(11.22)	Inventory Issue
12/6/2012	61910051	11121	(23.96)	Inventory Issue
12/6/2012	61910051	11121	61.92	Inventory Issue
12/6/2012	61910051	11121	79.54	Inventory Issue
12/6/2012	61910051	11121	489.51	Inventory Issue
12/11/2012	61910051	11121	11.14	Inventory Issue
12/11/2012	61910051	11121	47.92	Inventory Issue
12/11/2012	61910051	11121	61.92	Inventory Issue
12/11/2012	61910051	11121	435.72	Inventory Issue
12/11/2012	61910051	11121	3.18	Inventory Issue
12/11/2012	61910051	11121	14.67	Inventory Issue
12/11/2012	61910051	11121	32.50	Inventory Issue
12/12/2012	61910051	11121	(1,525.02)	Inventory Issue
12/14/2012	61910051	11121	61.92	Inventory Issue
12/14/2012	61910051	11121	63.36	Inventory Issue
12/18/2012	61910051	11121	47.92	Inventory Issue
12/21/2012	61910051	11121	8.51	Inventory Issue
12/21/2012	61910051	11121	10.69	Inventory Issue
12/21/2012	61910051	11121	50.30	Inventory Issue
12/21/2012	61910051	11121	73.08	Inventory Issue
12/21/2012	61910051	11121	79.54	Inventory Issue
12/26/2012	61910051	11121	36.54	Inventory Issue
12/26/2012	61910051	11121	477.88	Inventory Issue
12/28/2012	61910051	11121	18.27	Inventory Issue
12/28/2012	61910051	11121	61.92	Inventory Issue
12/28/2012	61910051	11121	440.85	Inventory Issue
1/3/2013	61910051	11121	7.96	Inventory Issue
1/3/2013	61910051	11121	61.92	Inventory Issue
1/3/2013	61910051	11121	63.36	Inventory Issue
1/3/2013	61910051	11121	217.86	Inventory Issue
1/3/2013	61910051	11121	254.53	Inventory Issue
1/3/2013	61910051	11121	47.92	Inventory Issue
1/3/2013	61910051	11121	73.08	Inventory Issue
1/3/2013	61910051	11121	754.74	Inventory Issue
1/4/2013	61910051	11121	50.30	Inventory Issue
1/4/2013	61910051	11121	61.92	Inventory Issue
1/4/2013	61910051	11121	216.98	Inventory Issue
1/4/2013	61910051	11121	435.72	Inventory Issue
1/4/2013	61910051	11121	14.67	Inventory Issue
1/4/2013	61910051	11121	61.92	Inventory Issue
1/4/2013	61910051	11121	25.15	Inventory Issue
1/4/2013	61910051	11121	217.86	Inventory Issue
1/5/2013	61910051	11121	(7.95)	Inventory Issue
1/7/2013	61910051	11121	14.32	Inventory Issue
1/7/2013	61910051	11121	14.67	Inventory Issue
1/7/2013	61910051	11121	32.50	Inventory Issue
1/7/2013	61910051	11121	61.92	Inventory Issue
1/7/2013	61910051	11121	63.36	Inventory Issue
1/7/2013	61910051	11121	108.49	Inventory Issue
1/7/2013	61910051	11121	(23.86)	Inventory Issue
1/8/2013	61910051	11121	6.62	Inventory Issue
1/8/2013	61910051	11121	145.56	Inventory Issue
1/8/2013	61910051	11121	99.43	Inventory Issue
1/8/2013	61910051	11121	(132.26)	Inventory Issue
1/9/2013	61910051	11121	91.35	Inventory Issue
1/9/2013	61910051	11121	881.40	Inventory Issue
1/14/2013	61910051	11121	(7.95)	Inventory Issue
1/14/2013	61910051	11121	9.93	Inventory Issue
1/14/2013	61910051	11121	18.27	Inventory Issue

DATE	BusUnit	Acct	Amount	Explanation
1/14/2013	61910051	11121	63.35	Inventory Issue
1/14/2013	61910051	11121	15.93	Inventory Issue
1/14/2013	61910051	11121	325.47	Inventory Issue
1/14/2013	61910051	11121	435.72	Inventory Issue
1/15/2013	61910051	11121	6.62	Inventory Issue
1/15/2013	61910051	11121	61.92	Inventory Issue
1/15/2013	61910051	11121	63.35	Inventory Issue
1/16/2013	61910051	11121	95.45	Inventory Issue
1/17/2013	61910051	11121	23.96	Inventory Issue
1/17/2013	61910051	11121	25.15	Inventory Issue
1/18/2013	61910051	11121	3.98	Inventory Issue
1/21/2013	61910051	11121	31.82	Inventory Issue
1/21/2013	61910051	11121	(23.96)	Inventory Issue
1/21/2013	61910051	11121	52.54	Inventory Issue
1/21/2013	61910051	11121	95.84	Inventory Issue
1/21/2013	61910051	11121	126.70	Inventory Issue
1/22/2013	61910051	11121	63.35	Inventory Issue
1/25/2013	61910051	11121	123.84	Inventory Issue
12/10/2012	61910051	11121	16.58	Inventory Issue
1/4/2013	61910051	11121	63.36	Inventory Issue
1/8/2013	61910051	11121	6.62	Inventory Issue
1/10/2013	61910051	11121	23.96	Inventory Issue
1/30/2013	61910051	11121	6.62	Inventory Issue
2/4/2013	61910051	11121	7.72	Inventory Issue
2/4/2013	61910051	11121	54.81	Inventory Issue
2/11/2013	61910051	11121	(15.07)	Inventory Issue
2/12/2013	61910051	11121	(61.93)	Inventory Issue
2/12/2013	61910051	11121	(65.64)	Inventory Issue
2/13/2013	61910051	11121	2.39	Inventory Issue
2/13/2013	61910051	11121	65.64	Inventory Issue
2/19/2013	61910051	11121	23.96	Inventory Issue
2/19/2013	61910051	11121	52.87	Inventory Issue
2/28/2013	61910051	11121	7.66	Inventory Issue
2/28/2013	61910051	11121	23.96	Inventory Issue
2/28/2013	61910051	11121	88.94	Inventory Issue
12/11/2012	61910051	11121	601.44	Inventory Issue
12/18/2012	61910051	11121	71.88	Inventory Issue
12/18/2012	61910051	11121	2.39	Inventory Issue
12/18/2012	61910051	11121	61.92	Inventory Issue
12/18/2012	61910051	11121	2.39	Inventory Issue
12/18/2012	61910051	11121	61.92	Inventory Issue
12/18/2012	61910051	11121	10.69	Inventory Issue
12/18/2012	61910051	11121	52.54	Inventory Issue
3/7/2013	61910051	11121	4.25	Inventory Issue
3/7/2013	61910051	11121	15.33	Inventory Issue
3/7/2013	61910051	11121	18.27	Inventory Issue
12/18/2012	61910051	11121	8.75	Inventory Issue
11/25/2012	61910051	11121	1,057.50	Inventory Issue
12/18/2012	61910051	11121	63.36	Inventory Issue
12/18/2012	61910051	11121	23.96	Inventory Issue
12/18/2012	61910051	11121	63.36	Inventory Issue
12/18/2012	61910051	11121	45.37	Inventory Issue
12/18/2012	61910051	11121	10.69	Inventory Issue
3/7/2013	61910051	11121	3.31	Inventory Issue
12/11/2012	61910051	11121	196.00	Inventory Issue
12/18/2012	61910051	11121	25.15	Inventory Issue
12/18/2012	61910051	11121	145.24	Inventory Issue
12/18/2012	61910051	11121	52.54	Inventory Issue
12/18/2012	61910051	11121	56.82	Inventory Issue
12/18/2012	61910051	11121	23.96	Inventory Issue
12/18/2012	61910051	11121	25.15	Inventory Issue
12/18/2012	61910051	11121	52.54	Inventory Issue
12/27/2012	61910051	11121	36.54	Inventory Issue
2/19/2013	61910051	11121	65.64	Inventory Issue
3/7/2013	61910051	11121	169.08	Inventory Issue
12/18/2012	61910051	11121	(52.54)	Inventory Returns
12/26/2012	61910051	11121	(2.39)	Inventory Returns

DATE	BusUnit	Acct	Amount	Explanation
12/26/2012	61910051	11121	(61.92)	Inventory Returns
12/26/2012	61910051	11121	(63.36)	Inventory Returns
12/26/2012	61910051	11121	(52.54)	Inventory Returns
12/27/2012	61910051	11121	(36.54)	Inventory Returns
12/26/2012	61910051	11121	(10.69)	Inventory Returns
12/26/2012	61910051	11121	(23.96)	Inventory Returns
12/26/2012	61910051	11121	(25.15)	Inventory Returns
11/12/2012	61910051	11121	29.24	Inventory Issue
11/12/2012	61910051	11121	412.80	Inventory Issue
11/12/2012	61910051	11121	1,451.90	Inventory Issue
12/5/2012	61910051	11121	104.97	Inventory Issue
12/5/2012	61910051	11121	221.42	Inventory Issue
12/21/2012	61910051	11121	815.16	Inventory Issue
1/10/2013	61910051	11121	8.41	Inventory Issue
1/10/2013	61910051	11121	14.67	Inventory Issue
3/21/2013	61910051	11121	(29.06)	Inventory Issue
12/5/2012	61910051	11121	34.20	Inventory Issue
12/5/2012	61910051	11121	412.80	Inventory Issue
12/21/2012	61910051	11121	206.40	Inventory Issue
12/26/2012	61910051	11121	(174.68)	Inventory Issue
1/10/2013	61910051	11121	290.48	Inventory Issue
11/12/2012	61910051	11121	125.78	Inventory Issue
11/12/2012	61910051	11121	221.42	Inventory Issue
11/12/2012	61910051	11121	290.48	Inventory Issue
12/5/2012	61910051	11121	14.62	Inventory Issue
12/5/2012	61910051	11121	126.72	Inventory Issue
12/21/2012	61910051	11121	19.62	Inventory Issue
12/21/2012	61910051	11121	25.15	Inventory Issue
12/21/2012	61910051	11121	63.36	Inventory Issue
12/21/2012	61910051	11121	435.72	Inventory Issue
12/26/2012	61910051	11121	25.15	Inventory Issue
12/5/2012	61910051	11121	50.30	Inventory Issue
12/21/2012	61910051	11121	110.86	Inventory Issue
1/10/2013	61910051	11121	32.50	Inventory Issue
11/12/2012	61910051	11121	24.95	Inventory Issue
11/12/2012	61910051	11121	2,446.29	Inventory Issue
11/12/2012	61910051	11121	2,759.56	Inventory Issue
11/12/2012	61910051	11121	2,902.97	Inventory Issue
12/5/2012	61910051	11121	50.30	Inventory Issue
12/6/2012	61910051	11121	414.71	Inventory Issue
1/10/2013	61910051	11121	16.83	Inventory Issue
2/26/2013	61910051	11121	7.66	Inventory Issue
2/26/2013	61910051	11121	18.27	Inventory Issue
3/4/2013	61910051	11121	2.39	Inventory Issue
3/4/2013	61910051	11121	68.90	Inventory Issue
11/12/2012	61910051	11121	95.83	Inventory Issue
12/6/2012	61910051	11121	176.57	Inventory Issue
1/10/2013	61910051	11121	50.30	Inventory Issue
12/6/2012	61910051	11121	77.00	Inventory Issue
12/10/2012	61910051	11121	38.31	Inventory Issue
1/10/2013	61910051	11121	435.72	Inventory Issue
2/26/2013	61910051	11121	(83.01)	Inventory Issue
3/4/2013	61910051	11121	18.27	Inventory Issue
3/4/2013	61910051	11121	143.71	Inventory Issue
3/21/2013	61910051	11121	(38.26)	Inventory Issue
11/12/2012	61910051	11121	61.03	Inventory Issue
11/12/2012	61910051	11121	152.52	Inventory Issue
11/12/2012	61910051	11121	539.00	Inventory Issue
12/5/2012	61910051	11121	38.31	Inventory Issue
12/5/2012	61910051	11121	126.72	Inventory Issue
12/5/2012	61910051	11121	706.26	Inventory Issue
12/5/2012	61910051	11121	829.42	Inventory Issue
12/6/2012	61910051	11121	23.88	Inventory Issue
1/10/2013	61910051	11121	29.34	Inventory Issue
3/4/2013	61910051	11121	25.52	Inventory Issue
3/4/2013	61910051	11121	67.15	Inventory Issue
3/4/2013	61910051	11121	414.71	Inventory Issue

DATE	BusUnit	Acct	Amount	Explanation
11/12/2012	61910051	11121	705.12	Inventory Issue
12/12/2012	61910051	11121	8.41	Inventory Issue
12/12/2012	61910051	11121	14.67	Inventory Issue
12/12/2012	61910051	11121	32.50	Inventory Issue
11/12/2012	61910051	11121	77.00	Inventory Issue
11/12/2012	61910051	11121	152.87	Inventory Issue
12/6/2012	61910051	11121	18.27	Inventory Issue
3/21/2013	61910051	11121	(10.53)	Inventory Issue
11/12/2012	61910051	11121	41.51	Inventory Issue
12/13/2012	61910051	11121	3,156.93	Inventory Issue
12/13/2012	61910051	11121	72.54	Inventory Issue
			<u>645,820.69</u>	
3/31/2013	61910051	11141	0.29	AFUDC
2/28/2013	61910051	11141	0.26	February AFUDC
2/28/2013	61910051	11141	1.55	February AFUDC
1/31/2013	61910051	11141	0.59	AFUDC
3/31/2013	61910051	11141	1.75	AFUDC
3/31/2013	61910051	11141	0.44	AFUDC
1/31/2013	61910051	11141	0.44	AFUDC
2/28/2013	61910051	11141	0.39	February AFUDC
12/31/2012	61910051	11141	63.80	AFUDC December
1/31/2013	61910051	11141	135.16	AFUDC
3/31/2013	61910051	11141	117.08	AFUDC
2/28/2013	61910051	11141	103.30	February AFUDC
2/28/2013	61910051	11141	76.97	February AFUDC
12/31/2012	61910051	11141	20.23	AFUDC December
1/31/2013	61910051	11141	48.87	AFUDC
3/31/2013	61910051	11141	127.51	AFUDC
2/28/2013	61910051	11141	11.44	February AFUDC
12/31/2012	61910051	11141	6.13	AFUDC December
1/31/2013	61910051	11141	13.02	AFUDC
3/31/2013	61910051	11141	12.96	AFUDC
12/31/2012	61910051	11141	15.53	AFUDC December
2/28/2013	61910051	11141	40.07	February AFUDC
1/31/2013	61910051	11141	47.70	AFUDC
3/31/2013	61910051	11141	45.40	AFUDC
1/31/2013	61910051	11141	5.81	AFUDC
2/28/2013	61910051	11141	4.84	February AFUDC
12/31/2012	61910051	11141	3.16	AFUDC December
3/31/2013	61910051	11141	5.49	AFUDC
3/31/2013	61910051	11141	2.84	AFUDC
2/28/2013	61910051	11141	0.65	February AFUDC
1/31/2013	61910051	11141	0.46	AFUDC
3/31/2013	61910051	11141	0.77	AFUDC
3/31/2013	61910051	11141	55.59	AFUDC
12/31/2012	61910051	11141	25.02	AFUDC December
1/31/2013	61910051	11141	51.80	AFUDC
2/28/2013	61910051	11141	48.86	February AFUDC
			<u>1,096.17</u>	
12/31/2012	61910051	11142	(436.75)	Stores Overhead
1/31/2013	61910051	11142	4,366.41	Stores Overhead
1/31/2013	61910051	11142	3.17	Stores Overhead
12/31/2012	61910051	11142	(2,574.19)	Stores Overhead
11/30/2012	61910051	11142	99,938.23	Stores Overhead
1/31/2013	61910051	11142	(40,665.48)	Stores Overhead
11/30/2012	61910051	11142	3,231.83	Stores Overhead
2/28/2013	61910051	11142	714.16	Stores Overhead
3/31/2013	61910051	11142	186.94	Stores Overhead
12/31/2012	61910051	11142	(168.77)	Stores Overhead
1/31/2013	61910051	11142	5,024.33	Stores Overhead
1/31/2013	61910051	11142	8.89	Stores Overhead
3/31/2013	61910051	11142	(6.11)	Stores Overhead
11/30/2012	61910051	11142	1,151.29	Stores Overhead

DATE	BusUnit	Acct	Amount	Explanation
12/31/2012	61910051	11142	(95.18)	Stores Overhead
1/31/2013	61910051	11142	13.67	Stores Overhead
2/28/2013	61910051	11142	(13.15)	Stores Overhead
3/31/2013	61910051	11142	168.01	Stores Overhead
11/30/2012	61910051	11142	4,084.76	Stores Overhead
12/31/2012	61910051	11142	(94.79)	Stores Overhead
11/30/2012	61910051	11142	444.08	Stores Overhead
3/31/2013	61910051	11142	(2.21)	Stores Overhead
12/31/2012	61910051	11142	(2.82)	Stores Overhead
12/31/2012	61910051	11142	(123.36)	Stores Overhead
3/31/2013	61910051	11143	557.05	Company Overhead
1/31/2013	61910051	11143	10.73	Company Overhead
12/31/2012	61910051	11143	265.84	Company Overhead
1/31/2013	61910051	11143	435.38	Company Overhead
1/31/2013	61910051	11143	0.13	Company Overhead
12/31/2012	61910051	11143	271.43	Company Overhead
11/30/2012	61910051	11143	9,226.55	Comapny Overheads
12/31/2012	61910051	11143	37,832.13	Company Overhead
1/31/2013	61910051	11143	(231.29)	Company Overhead
12/31/2012	61910051	11143	17,187.82	Company Overhead
11/30/2012	61910051	11143	10,863.01	Comapny Overheads
1/31/2013	61910051	11143	36,202.83	Company Overhead
2/28/2013	61910051	11143	50,981.27	Company Overheads
3/31/2013	61910051	11143	1,399.94	Company Overhead
11/30/2012	61910051	11143	3,242.64	Comapny Overheads
1/31/2013	61910051	11143	2,397.01	Company Overhead
12/31/2012	61910051	11143	4,008.49	Company Overhead
11/30/2012	61910051	11143	7,890.66	Comapny Overheads
12/31/2012	61910051	11143	19,528.94	Company Overhead
1/31/2013	61910051	11143	1,247.60	Company Overhead
3/31/2013	61910051	11143	308.54	Company Overhead
11/30/2012	61910051	11143	1,712.72	Comapny Overheads
12/31/2012	61910051	11143	1,618.87	Company Overhead
2/28/2013	61910051	11143	3,643.90	Company Overheads
3/31/2013	61910051	11143	29.32	Company Overhead
1/31/2013	61910051	11143	2,254.21	Company Overhead
2/28/2013	61910051	11143	271.10	Company Overheads
11/30/2012	61910051	11143	14,549.47	Comapny Overheads
12/31/2012	61910051	11143	16,435.96	Company Overhead
1/31/2013	61910051	11143	1,666.42	Company Overhead
			<u>320,961.63</u>	
3/15/2013	61910051	11150	3,990.00	GRAY SUPPLY CO
1/30/2013	61910051	11150	2,050.00	GRAY SUPPLY CO
1/15/2013	61910051	11150	2,600.00	J F KIELY CONSTRUCTION CO
12/31/2012	61910051	11150	367.44	GRAY SUPPLY CO
12/31/2012	61910051	11150	2,255.00	GRAY SUPPLY CO
1/30/2013	61910051	11150	24.70	GRAY SUPPLY CO
1/30/2013	61910051	11150	24.70	GRAY SUPPLY CO
12/31/2012	61910051	11150	367.44	GRAY SUPPLY CO
12/31/2012	61910051	11150	2,310.00	GRAY SUPPLY CO
1/9/2013	61910051	11150	4,766.00	JANX
1/10/2013	61910051	11150	13.65	JANX
11/30/2012	61910051	11150	14,300.00	J F KIELY CONSTRUCTION CO
11/30/2012	61910051	11150	27,495.00	J F KIELY CONSTRUCTION CO
12/15/2012	61910051	11150	104,715.00	J F KIELY CONSTRUCTION CO
12/15/2012	61910051	11150	185,079.56	J F KIELY CONSTRUCTION CO
1/15/2013	61910051	11150	764.56	J F KIELY CONSTRUCTION CO
11/30/2012	61910051	11150	11,180.00	J F KIELY CONSTRUCTION CO
1/30/2013	61910051	11150	7,776.39	J F KIELY CONSTRUCTION CO
12/15/2012	61910051	11150	12,805.00	J F KIELY CONSTRUCTION CO
11/30/2012	61910051	11150	43,615.00	J F KIELY CONSTRUCTION CO
12/31/2012	61910051	11150	8,970.00	J F KIELY CONSTRUCTION CO
12/31/2012	61910051	11150	60,727.36	J F KIELY CONSTRUCTION CO
12/15/2012	61910051	11150	4,817.94	GRAY SUPPLY CO
12/31/2012	61910051	11150	3,025.00	GRAY SUPPLY CO

DATE	BusUnit	Acct	Amount	Explanation
12/31/2012	61910051	11150	325.00	J F KIELY CONSTRUCTION CO
12/31/2012	61910051	11150	5,830.00	GRAY SUPPLY CO
1/15/2013	61910051	11150	17,920.48	J F KIELY CONSTRUCTION CO
1/15/2013	61910051	11150	1,500.00	GRAY SUPPLY CO
1/15/2013	61910051	11150	55,640.00	J F KIELY CONSTRUCTION CO
1/30/2013	61910051	11150	1,700.00	GRAY SUPPLY CO
1/30/2013	61910051	11150	2,500.00	GRAY SUPPLY CO
1/30/2013	61910051	11150	7,200.00	GRAY SUPPLY CO
1/30/2013	61910051	11150	813.38	J F KIELY CONSTRUCTION CO
1/30/2013	61910051	11150	15,120.00	J F KIELY CONSTRUCTION CO
1/15/2013	61910051	11150	5,880.00	J F KIELY CONSTRUCTION CO
12/31/2012	61910051	11150	11,765.00	J F KIELY CONSTRUCTION CO
2/15/2013	61910051	11150	4,567.88	J F KIELY CONSTRUCTION CO
2/15/2013	61910051	11150	1,260.00	GRAY SUPPLY CO
2/15/2013	61910051	11150	4,892.50	J F KIELY CONSTRUCTION CO
2/15/2013	61910051	11150	580.48	J F KIELY CONSTRUCTION CO
2/15/2013	61910051	11150	561.49	J F KIELY CONSTRUCTION CO
2/15/2013	61910051	11150	840.00	GRAY SUPPLY CO
12/31/2012	61910051	11150	12,540.00	GRAY SUPPLY CO
11/30/2012	61910051	11150	927.68	J F KIELY CONSTRUCTION CO
2/28/2013	61910051	11150	847.67	J F KIELY CONSTRUCTION CO
1/15/2013	61910051	11150	9,360.00	J F KIELY CONSTRUCTION CO
1/30/2013	61910051	11150	9,700.48	J F KIELY CONSTRUCTION CO
11/30/2012	61910051	11150	51,415.00	J F KIELY CONSTRUCTION CO
2/15/2013	61910051	11150	580.48	J F KIELY CONSTRUCTION CO
3/15/2013	61910051	11150	3,832.50	GRAY SUPPLY CO
1/15/2013	61910051	11150	11,700.00	J F KIELY CONSTRUCTION CO
1/30/2013	61910051	11150	50.00	GRAY SUPPLY CO
12/15/2012	61910051	11150	2,080.00	J F KIELY CONSTRUCTION CO
3/30/2013	61910051	11150	3,625.00	J F KIELY CONSTRUCTION CO
1/15/2013	61910051	11150	20,410.00	J F KIELY CONSTRUCTION CO
1/15/2013	61910051	11150	1,218.67	GRAY SUPPLY CO
1/30/2013	61910051	11150	207.62	GRAY SUPPLY CO
3/30/2013	61910051	11150	3,625.00	J F KIELY CONSTRUCTION CO
11/30/2012	61910051	11150	1,741.44	J F KIELY CONSTRUCTION CO
12/15/2012	61910051	11150	664.13	GRAY SUPPLY CO
12/15/2012	61910051	11150	1,760.00	GRAY SUPPLY CO
12/15/2012	61910051	11150	3,850.00	GRAY SUPPLY CO
12/31/2012	61910051	11150	3,685.00	GRAY SUPPLY CO
11/30/2012	61910051	11150	6,630.00	J F KIELY CONSTRUCTION CO
1/15/2013	61910051	11150	20,410.00	J F KIELY CONSTRUCTION CO
12/15/2012	61910051	11150	12,155.00	GRAY SUPPLY CO
1/15/2013	61910051	11150	63.83	GRAY SUPPLY CO
11/15/2012	61910051	11150	17,955.00	J F KIELY CONSTRUCTION CO
12/15/2012	61910051	11150	232.19	GRAY SUPPLY CO
1/30/2013	61910051	11150	374.55	GRAY SUPPLY CO
1/30/2013	61910051	11150	207.62	GRAY SUPPLY CO
1/30/2013	61910051	11150	5,760.00	J F KIELY CONSTRUCTION CO
1/30/2013	61910051	11150	27,280.48	J F KIELY CONSTRUCTION CO
1/30/2013	61910051	11150	1,001.97	J F KIELY CONSTRUCTION CO
1/30/2013	61910051	11150	(65.00)	J F KIELY CONSTRUCTION CO
2/15/2013	61910051	11150	2,987.06	J F KIELY CONSTRUCTION CO
2/15/2013	61910051	11150	40,109.49	J F KIELY CONSTRUCTION CO
2/15/2013	61910051	11150	120.00	J F KIELY CONSTRUCTION CO
11/30/2012	61910051	11150	4,542.50	GRAY SUPPLY CO
2/15/2013	61910051	11150	10,250.00	J F KIELY CONSTRUCTION CO
1/15/2013	61910051	11150	15,900.00	J F KIELY CONSTRUCTION CO
1/30/2013	61910051	11150	3,052.97	J F KIELY CONSTRUCTION CO
1/30/2013	61910051	11150	8,615.51	J F KIELY CONSTRUCTION CO
1/15/2013	61910051	11150	18,221.86	J F KIELY CONSTRUCTION CO
1/15/2013	61910051	11150	13,440.00	J F KIELY CONSTRUCTION CO
1/30/2013	61910051	11150	1,950.00	GRAY SUPPLY CO
2/28/2013	61910051	11150	592.08	J F KIELY CONSTRUCTION CO
1/15/2013	61910051	11150	3,840.00	J F KIELY CONSTRUCTION CO
2/15/2013	61910051	11150	580.48	J F KIELY CONSTRUCTION CO
11/15/2012	61910051	11150	8,775.00	J F KIELY CONSTRUCTION CO
3/15/2013	61910051	11150	2,091.55	J F KIELY CONSTRUCTION CO

DATE	BusUnit	Acct	Amount	Explanation
12/15/2012	61910051	11150	11,964.61	GRAY SUPPLY CO
2/28/2013	61910051	11150	2,060.45	J F KIELY CONSTRUCTION CO
12/15/2012	61910051	11150	128.37	GRAY SUPPLY CO
2/15/2013	61910051	11150	814.00	GRAY SUPPLY CO
3/15/2013	61910051	11150	525.00	GRAY SUPPLY CO
1/30/2013	61910051	11150	154.98	J F KIELY CONSTRUCTION CO
1/30/2013	61910051	11150	3,820.48	J F KIELY CONSTRUCTION CO
11/15/2012	61910051	11150	14,430.00	J F KIELY CONSTRUCTION CO
12/15/2012	61910051	11150	2,535.00	J F KIELY CONSTRUCTION CO
12/15/2012	61910051	11150	1,423.70	GRAY SUPPLY CO
12/15/2012	61910051	11150	2,035.00	GRAY SUPPLY CO
12/31/2012	61910051	11150	19,175.00	J F KIELY CONSTRUCTION CO
12/31/2012	61910051	11150	5,590.00	J F KIELY CONSTRUCTION CO
12/15/2012	61910051	11150	4,895.00	GRAY SUPPLY CO
1/15/2013	61910051	11150	413.43	GRAY SUPPLY CO
1/15/2013	61910051	11150	929.57	J F KIELY CONSTRUCTION CO
1/15/2013	61910051	11150	(11,765.00)	J F KIELY CONSTRUCTION CO
12/15/2012	61910051	11150	278.63	GRAY SUPPLY CO
12/31/2012	61910051	11150	5,940.00	GRAY SUPPLY CO
1/15/2013	61910051	11150	5,760.00	J F KIELY CONSTRUCTION CO
1/30/2013	61910051	11150	3,228.38	J F KIELY CONSTRUCTION CO
1/30/2013	61910051	11150	1,722.45	J F KIELY CONSTRUCTION CO
1/30/2013	61910051	11150	108,459.50	J F KIELY CONSTRUCTION CO
12/15/2012	61910051	11150	4,400.00	GRAY SUPPLY CO
1/30/2013	61910051	11150	68.84	GRAY SUPPLY CO
2/15/2013	61910051	11150	108,313.38	J F KIELY CONSTRUCTION CO
1/15/2013	61910051	11150	933.28	GRAY SUPPLY CO
12/15/2012	61910051	11150	929.11	J F KIELY CONSTRUCTION CO
12/31/2012	61910051	11150	4,400.00	GRAY SUPPLY CO
12/15/2012	61910051	11150	2,310.00	GRAY SUPPLY CO
12/31/2012	61910051	11150	1,950.00	J F KIELY CONSTRUCTION CO
2/28/2013	61910051	11150	12,446.76	J F KIELY CONSTRUCTION CO
1/30/2013	61910051	11150	13,680.00	J F KIELY CONSTRUCTION CO
2/15/2013	61910051	11150	1,138.73	J F KIELY CONSTRUCTION CO
2/28/2013	61910051	11150	8,032.50	GRAY SUPPLY CO
11/30/2012	61910051	11150	2,145.00	GRAY SUPPLY CO
2/15/2013	61910051	11150	1,336.55	J F KIELY CONSTRUCTION CO
3/15/2013	61910051	11150	(975.00)	J F KIELY CONSTRUCTION CO
3/15/2013	61910051	11150	(1,950.00)	J F KIELY CONSTRUCTION CO
12/15/2012	61910051	11150	2,275.00	J F KIELY CONSTRUCTION CO
1/15/2013	61910051	11150	1,000.00	GRAY SUPPLY CO
2/15/2013	61910051	11150	568.29	J F KIELY CONSTRUCTION CO
12/15/2012	61910051	11150	1,980.00	GRAY SUPPLY CO
2/28/2013	61910051	11150	3,465.00	GRAY SUPPLY CO
1/30/2013	61910051	11150	2,650.00	GRAY SUPPLY CO
1/30/2013	61910051	11150	5,100.00	GRAY SUPPLY CO
2/15/2013	61910051	11150	15,624.00	J F KIELY CONSTRUCTION CO
3/30/2013	61910051	11150	(1,560.00)	J F KIELY CONSTRUCTION CO
1/15/2013	61910051	11150	13,456.50	J F KIELY CONSTRUCTION CO
2/15/2013	61910051	11150	1,160.96	J F KIELY CONSTRUCTION CO
1/30/2013	61910051	11150	720.00	J F KIELY CONSTRUCTION CO
12/15/2012	61910051	11150	2,585.00	GRAY SUPPLY CO
3/15/2013	61910051	11150	813.38	J F KIELY CONSTRUCTION CO
12/31/2012	61910051	11150	25,025.00	GRAY SUPPLY CO
12/15/2012	61910051	11150	6,955.00	J F KIELY CONSTRUCTION CO
11/15/2012	61910051	11150	21,060.00	J F KIELY CONSTRUCTION CO
12/15/2012	61910051	11150	13,180.26	GRAY SUPPLY CO
1/15/2013	61910051	11150	176.00	GRAY SUPPLY CO
1/15/2013	61910051	11150	12,480.00	J F KIELY CONSTRUCTION CO
1/30/2013	61910051	11150	1,355.84	J F KIELY CONSTRUCTION CO
12/15/2012	61910051	11150	4,675.00	GRAY SUPPLY CO
12/15/2012	61910051	11150	232.19	GRAY SUPPLY CO
12/31/2012	61910051	11150	4,950.00	GRAY SUPPLY CO
12/31/2012	61910051	11150	6,930.00	GRAY SUPPLY CO
11/30/2012	61910051	11150	5,460.00	J F KIELY CONSTRUCTION CO
11/30/2012	61910051	11150	881.29	J F KIELY CONSTRUCTION CO
1/15/2013	61910051	11150	1,538.30	GRAY SUPPLY CO

DATE	BusUnit	Acct	Amount	Explanation
11/30/2012	61910051	11150	6,545.00	GRAY SUPPLY CO
12/15/2012	61910051	11150	8,910.00	GRAY SUPPLY CO
1/15/2013	61910051	11150	63.83	GRAY SUPPLY CO
1/30/2013	61910051	11150	580.48	J F KIELY CONSTRUCTION CO
12/15/2012	61910051	11150	664.12	GRAY SUPPLY CO
12/15/2012	61910051	11150	11,495.00	GRAY SUPPLY CO
12/15/2012	61910051	11150	13,180.25	GRAY SUPPLY CO
11/30/2012	61910051	11150	31,295.00	GRAY SUPPLY CO
12/15/2012	61910051	11150	12,595.00	GRAY SUPPLY CO
12/15/2012	61910051	11150	24,970.00	GRAY SUPPLY CO
11/30/2012	61910051	11150	10,120.00	GRAY SUPPLY CO
11/30/2012	61910051	11150	4,565.00	GRAY SUPPLY CO
11/30/2012	61910051	11150	11,220.00	GRAY SUPPLY CO
12/15/2012	61910051	11150	11,880.00	GRAY SUPPLY CO
12/15/2012	61910051	11150	15,235.00	GRAY SUPPLY CO
12/15/2012	61910051	11150	15,142.97	GRAY SUPPLY CO
1/30/2013	61910051	11150	50.00	GRAY SUPPLY CO
12/15/2012	61910051	11150	664.12	GRAY SUPPLY CO
11/30/2012	61910051	11150	7,370.00	GRAY SUPPLY CO
11/30/2012	61910051	11150	3,190.00	GRAY SUPPLY CO
11/30/2012	61910051	11150	6,105.00	GRAY SUPPLY CO
12/15/2012	61910051	11150	27,060.00	GRAY SUPPLY CO
12/15/2012	61910051	11150	47,190.00	GRAY SUPPLY CO
12/31/2012	61910051	11150	309.83	GRAY SUPPLY CO
1/15/2013	61910051	11150	6,844.58	GRAY SUPPLY CO
11/30/2012	61910051	11150	4,840.00	GRAY SUPPLY CO
12/15/2012	61910051	11150	3,300.00	GRAY SUPPLY CO
12/15/2012	61910051	11150	2,273.95	GRAY SUPPLY CO
12/31/2012	61910051	11150	4,070.00	GRAY SUPPLY CO
12/31/2012	61910051	11150	220.00	GRAY SUPPLY CO
12/31/2012	61910051	11150	86.42	GRAY SUPPLY CO
1/15/2013	61910051	11150	63.83	GRAY SUPPLY CO
11/30/2012	61910051	11150	3,900.00	J F KIELY CONSTRUCTION CO
3/15/2013	61910051	11150	2,210.00	J F KIELY CONSTRUCTION CO
12/15/2012	61910051	11150	2,970.00	GRAY SUPPLY CO
12/31/2012	61910051	11150	433.72	GRAY SUPPLY CO
12/15/2012	61910051	11150	232.19	GRAY SUPPLY CO
12/15/2012	61910051	11150	2,970.00	GRAY SUPPLY CO
12/15/2012	61910051	11150	368.78	GRAY SUPPLY CO
12/15/2012	61910051	11150	11,964.57	GRAY SUPPLY CO
11/30/2012	61910051	11150	15,620.00	GRAY SUPPLY CO
11/30/2012	61910051	11150	2,310.00	GRAY SUPPLY CO
3/15/2013	61910051	11150	210.00	GRAY SUPPLY CO
2/15/2013	61910051	11150	16,426.90	GRAY SUPPLY CO
1/9/2013	61910051	11150	1,556.50	JANX
1/10/2013	61910051	11150	2.31	JANX
1/15/2013	61910051	11150	14,245.00	GRAY SUPPLY CO
12/31/2012	61910051	11150	2,475.00	GRAY SUPPLY CO
12/31/2012	61910051	11150	1,650.00	GRAY SUPPLY CO
12/15/2012	61910051	11150	3,025.00	GRAY SUPPLY CO
12/15/2012	61910051	11150	301.40	GRAY SUPPLY CO
12/15/2012	61910051	11150	25.14	GRAY SUPPLY CO
12/31/2012	61910051	11150	935.00	GRAY SUPPLY CO
12/31/2012	61910051	11150	2,650.00	GRAY SUPPLY CO
12/31/2012	61910051	11150	1,870.00	GRAY SUPPLY CO
12/31/2012	61910051	11150	935.00	GRAY SUPPLY CO
12/31/2012	61910051	11150	935.00	GRAY SUPPLY CO
2/15/2013	61910051	11150	185.29	GRAY SUPPLY CO
12/31/2012	61910051	11150	2,035.00	GRAY SUPPLY CO
12/31/2012	61910051	11150	1,870.00	GRAY SUPPLY CO
12/15/2012	61910051	11150	2,365.00	GRAY SUPPLY CO
			<u>1,901,021.65</u>	
2/7/2013	61910051	11195	493.59	K. MOOREA LLC D/B/A TRAFFIC PL
2/11/2013	61910051	11195	280.01	K. MOOREA LLC D/B/A TRAFFIC PL
2/15/2013	61910051	11195	714.54	K. MOOREA LLC D/B/A TRAFFIC PL

DATE	BusUnit	Acct	Amount	Explanation
1/29/2013	61910051	11195	1,431.08	K. MOOREA LLC D/B/A TRAFFIC PL
2/7/2013	61910051	11195	493.59	K. MOOREA LLC D/B/A TRAFFIC PL
2/11/2013	61910051	11195	906.03	K. MOOREA LLC D/B/A TRAFFIC PL
2/15/2013	61910051	11195	2,364.57	K. MOOREA LLC D/B/A TRAFFIC PL
2/20/2013	61910051	11195	626.16	K. MOOREA LLC D/B/A TRAFFIC PL
1/18/2013	61910051	11195	3,101.84	K. MOOREA LLC D/B/A TRAFFIC PL
1/18/2013	61910051	11195	598.70	K. MOOREA LLC D/B/A TRAFFIC PL
			<u>11,010.11</u>	
1/4/2013	61910051	11196	75.00	BEACHHAVENCREST-PERMITFEE
2/14/2013	61910051	11196	160.00	BEACHHAVEN-PERMITFEE
12/24/2012	61910051	11196	45.00	OCEANCOUNTY-PERMITFEE
1/7/2013	61910051	11196	45.00	OCEANCOUNTYE-PERMITFEE
1/7/2013	61910051	11196	205.00	BEACHHAVEN-PERMITFEE
1/23/2013	61910051	11196	35.00	LONGBEACHTOWNSHI-PERMITFEE
			<u>565.00</u>	
11/11/2012	61910052	11110	860.56	Payroll Labor Distribution
11/11/2012	61910052	11110	931.10	Payroll Labor Distribution
11/11/2012	61910052	11110	7,045.77	Payroll Labor Distribution
11/18/2012	61910052	11110	348.36	Payroll Labor Distribution
11/18/2012	61910052	11110	3,956.44	Payroll Labor Distribution
11/18/2012	61910052	11110	19,488.45	Payroll Labor Distribution
11/25/2012	61910052	11110	256.69	Payroll Labor Distribution
11/25/2012	61910052	11110	525.16	Payroll Labor Distribution
11/25/2012	61910052	11110	2,489.45	Payroll Labor Distribution
11/25/2012	61910052	11110	10,519.79	Payroll Labor Distribution
12/2/2012	61910052	11110	3.38	Payroll Labor Distribution
12/2/2012	61910052	11110	9,845.39	Payroll Labor Distribution
12/2/2012	61910052	11110	11,555.18	Payroll Labor Distribution
12/2/2012	61910052	11110	36.10	Payroll Labor Distribution
12/2/2012	61910052	11110	614.31	Payroll Labor Distribution
12/9/2012	61910052	11110	10.14	Payroll Labor Distribution
12/9/2012	61910052	11110	94.85	Payroll Labor Distribution
12/16/2012	61910052	11110	63.74	Payroll Labor Distribution
12/16/2012	61910052	11110	499.42	Payroll Labor Distribution
12/16/2012	61910052	11110	762.00	Payroll Labor Distribution
12/16/2012	61910052	11110	4,595.59	Payroll Labor Distribution
12/16/2012	61910052	11110	9,833.74	Payroll Labor Distribution
12/23/2012	61910052	11110	267.77	Payroll Labor Distribution
12/23/2012	61910052	11110	2,307.25	Payroll Labor Distribution
1/1/2013	61910052	11110	5,317.63	Payroll Labor Distribution
1/1/2013	61910052	11110	8,849.64	Payroll Labor Distribution
1/6/2013	61910052	11110	197.80	Payroll Labor Distribution
1/6/2013	61910052	11110	230.51	Payroll Labor Distribution
1/6/2013	61910052	11110	2,469.05	Payroll Labor Distribution
1/6/2013	61910052	11110	3,220.35	Payroll Labor Distribution
1/6/2013	61910052	11110	7,248.01	Payroll Labor Distribution
1/20/2013	61910052	11110	23.59	Payroll Labor Distribution
1/20/2013	61910052	11110	57.11	Payroll Labor Distribution
1/20/2013	61910052	11110	6,103.82	Payroll Labor Distribution
1/20/2013	61910052	11110	6,431.13	Payroll Labor Distribution
1/27/2013	61910052	11110	10,128.71	Payroll Labor Distribution
2/3/2013	61910052	11110	6,032.17	Payroll Labor Distribution
2/10/2013	61910052	11110	1,285.70	Payroll Labor Distribution
2/17/2013	61910052	11110	5,338.68	Payroll Labor Distribution
2/24/2013	61910052	11110	2,063.43	Payroll Labor Distribution
3/3/2013	61910052	11110	3,810.12	Payroll Labor Distribution
3/3/2013	61910052	11110	7,796.94	Payroll Labor Distribution
3/17/2013	61910052	11110	32.51	Payroll Labor Distribution
3/17/2013	61910052	11110	52.27	Payroll Labor Distribution
3/24/2013	61910052	11110	24.44	Payroll Labor Distribution
11/18/2012	61910052	11110	69.20	Payroll Labor Distribution
11/18/2012	61910052	11110	9,199.17	Payroll Labor Distribution
11/25/2012	61910052	11110	48.70	Payroll Labor Distribution

DATE	BusUnit	Acct	Amount	Explanation
11/25/2012	61910052	11110	82.05	Payroll Labor Distribution
11/25/2012	61910052	11110	7,397.53	Payroll Labor Distribution
11/25/2012	61910052	11110	8,715.98	Payroll Labor Distribution
12/2/2012	61910052	11110	26.40	Payroll Labor Distribution
12/2/2012	61910052	11110	210.61	Payroll Labor Distribution
12/2/2012	61910052	11110	7,415.73	Payroll Labor Distribution
12/9/2012	61910052	11110	10,614.89	Payroll Labor Distribution
12/9/2012	61910052	11110	12,221.33	Payroll Labor Distribution
12/16/2012	61910052	11110	168.93	Payroll Labor Distribution
12/16/2012	61910052	11110	2,407.56	Payroll Labor Distribution
12/23/2012	61910052	11110	7,445.57	Payroll Labor Distribution
1/1/2013	61910052	11110	710.01	Payroll Labor Distribution
1/1/2013	61910052	11110	5,315.61	Payroll Labor Distribution
1/1/2013	61910052	11110	7,673.05	Payroll Labor Distribution
1/6/2013	61910052	11110	4,427.81	Payroll Labor Distribution
1/13/2013	61910052	11110	230.72	Payroll Labor Distribution
1/13/2013	61910052	11110	4,315.26	Payroll Labor Distribution
1/13/2013	61910052	11110	11,847.68	Payroll Labor Distribution
1/20/2013	61910052	11110	4.40	Payroll Labor Distribution
2/3/2013	61910052	11110	2,501.15	Payroll Labor Distribution
2/3/2013	61910052	11110	4,736.67	Payroll Labor Distribution
2/10/2013	61910052	11110	5,706.17	Payroll Labor Distribution
2/17/2013	61910052	11110	1,268.79	Payroll Labor Distribution
2/17/2013	61910052	11110	5,158.86	Payroll Labor Distribution
2/24/2013	61910052	11110	517.57	Payroll Labor Distribution
2/24/2013	61910052	11110	4,902.23	Payroll Labor Distribution
2/24/2013	61910052	11110	5,850.16	Payroll Labor Distribution
3/3/2013	61910052	11110	34.75	Payroll Labor Distribution
3/3/2013	61910052	11110	3,583.99	Payroll Labor Distribution
3/10/2013	61910052	11110	233.76	Payroll Labor Distribution
3/10/2013	61910052	11110	451.14	Payroll Labor Distribution
3/10/2013	61910052	11110	2,767.85	Payroll Labor Distribution
3/17/2013	61910052	11110	132.75	Payroll Labor Distribution
3/17/2013	61910052	11110	765.76	Payroll Labor Distribution
3/17/2013	61910052	11110	1,170.53	Payroll Labor Distribution
3/17/2013	61910052	11110	3,685.26	Payroll Labor Distribution
3/24/2013	61910052	11110	3,139.26	Payroll Labor Distribution
11/18/2012	61910052	11110	55.46	Payroll Labor Distribution
11/18/2012	61910052	11110	2.22	Payroll Labor Distribution
11/18/2012	61910052	11110	12,723.16	Payroll Labor Distribution
11/25/2012	61910052	11110	3,436.72	Payroll Labor Distribution
11/25/2012	61910052	11110	12,089.25	Payroll Labor Distribution
12/2/2012	61910052	11110	5,662.90	Payroll Labor Distribution
12/2/2012	61910052	11110	499.75	Payroll Labor Distribution
12/9/2012	61910052	11110	631.71	Payroll Labor Distribution
12/9/2012	61910052	11110	739.80	Payroll Labor Distribution
12/9/2012	61910052	11110	2,512.15	Payroll Labor Distribution
12/9/2012	61910052	11110	7,671.46	Payroll Labor Distribution
12/16/2012	61910052	11110	155.69	Payroll Labor Distribution
12/16/2012	61910052	11110	23.81	Payroll Labor Distribution
12/16/2012	61910052	11110	8,783.49	Payroll Labor Distribution
12/23/2012	61910052	11110	10,733.65	Payroll Labor Distribution
12/23/2012	61910052	11110	10,818.85	Payroll Labor Distribution
1/1/2013	61910052	11110	216.69	Payroll Labor Distribution
1/1/2013	61910052	11110	1,106.63	Payroll Labor Distribution
1/6/2013	61910052	11110	116.56	Payroll Labor Distribution
1/13/2013	61910052	11110	1,089.60	Payroll Labor Distribution
1/13/2013	61910052	11110	4,773.20	Payroll Labor Distribution
1/20/2013	61910052	11110	7,423.41	Payroll Labor Distribution
1/27/2013	61910052	11110	404.66	Payroll Labor Distribution
1/27/2013	61910052	11110	3,879.87	Payroll Labor Distribution
1/27/2013	61910052	11110	5,236.87	Payroll Labor Distribution
2/3/2013	61910052	11110	849.94	Payroll Labor Distribution
2/10/2013	61910052	11110	4,116.61	Payroll Labor Distribution
2/17/2013	61910052	11110	175.11	Payroll Labor Distribution
2/24/2013	61910052	11110	874.08	Payroll Labor Distribution
3/10/2013	61910052	11110	1,909.91	Payroll Labor Distribution

DATE	BusUnit	Acct	Amount	Explanation
3/10/2013	61910052	11110	6,153.61	Payroll Labor Distribution
3/24/2013	61910052	11110	32.51	Payroll Labor Distribution
3/24/2013	61910052	11110	43.88	Payroll Labor Distribution
3/24/2013	61910052	11110	717.56	Payroll Labor Distribution
3/24/2013	61910052	11110	4,139.74	Payroll Labor Distribution
			<u>430,579.59</u>	
12/31/2012	61910052	11120	605.00	Miscellaneous Adjustments
12/31/2012	61910052	11120	2,865,316.96	New Meters for Sandy Reclass
11/8/2012	61910052	11120	4,035.00	ITRON (FORMERLY ACTARIS)
11/28/2012	61910052	11120	24,453.75	LOUIS P CANUSO INC
12/28/2012	61910052	11120	3,664.50	CHESAPEAKE UTILITIES
11/6/2012	61910052	11120	120,890.00	MULCARE PIPELINE SOLUTIONS INC
11/6/2012	61910052	11120	2,918.00	MULCARE PIPELINE SOLUTIONS INC
1/16/2013	61910052	11120	(545.00)	MULCARE PIPELINE SOLUTIONS
2/1/2013	61910052	11120	(18.00)	MULCARE PIPELINE SOLUTIONS
11/10/2012	61910052	11121	70.92	Inventory Issue
11/10/2012	61910052	11121	75.87	Inventory Issue
11/11/2012	61910052	11121	648.00	Inventory Issue
11/12/2012	61910052	11121	131.21	Inventory Issue
11/12/2012	61910052	11121	192.61	Inventory Issue
11/12/2012	61910052	11121	294.52	Inventory Issue
11/12/2012	61910052	11121	335.80	Inventory Issue
11/12/2012	61910052	11121	414.54	Inventory Issue
11/12/2012	61910052	11121	474.86	Inventory Issue
11/12/2012	61910052	11121	614.11	Inventory Issue
11/12/2012	61910052	11121	1,023.12	Inventory Issue
11/12/2012	61910052	11121	1,109.40	Inventory Issue
11/12/2012	61910052	11121	(10.73)	Inventory Issue
11/13/2012	61910052	11121	941.47	Inventory Issue
11/13/2012	61910052	11121	960.88	Inventory Issue
11/14/2012	61910052	11121	901.40	Inventory Issue
11/14/2012	61910052	11121	963.70	Inventory Issue
11/14/2012	61910052	11121	1,163.84	Inventory Issue
11/14/2012	61910052	11121	167.04	Inventory Issue
11/14/2012	61910052	11121	694.50	Inventory Issue
11/14/2012	61910052	11121	1,370.99	Inventory Issue
11/14/2012	61910052	11121	48.68	Inventory Issue
11/14/2012	61910052	11121	172.28	Inventory Issue
11/14/2012	61910052	11121	46.00	Inventory Issue
11/14/2012	61910052	11121	447.74	Inventory Issue
11/14/2012	61910052	11121	46.00	Inventory Issue
11/14/2012	61910052	11121	165.16	Inventory Issue
11/14/2012	61910052	11121	175.19	Inventory Issue
11/14/2012	61910052	11121	517.03	Inventory Issue
11/15/2012	61910052	11121	1,148.29	Inventory Issue
11/15/2012	61910052	11121	206.00	Inventory Issue
11/15/2012	61910052	11121	6,893.73	Inventory Issue
11/15/2012	61910052	11121	69.00	Inventory Issue
11/15/2012	61910052	11121	171.60	Inventory Issue
11/15/2012	61910052	11121	114.50	Inventory Issue
11/16/2012	61910052	11121	26.96	Inventory Issue
11/16/2012	61910052	11121	63.99	Inventory Issue
11/16/2012	61910052	11121	96.00	Inventory Issue
11/16/2012	61910052	11121	772.22	Inventory Issue
11/16/2012	61910052	11121	189.19	Inventory Issue
11/16/2012	61910052	11121	184.00	Inventory Issue
11/16/2012	61910052	11121	687.84	Inventory Issue
11/16/2012	61910052	11121	1,197.50	Inventory Issue
11/16/2012	61910052	11121	29,779.20	Inventory Issue
11/16/2012	61910052	11121	41.29	Inventory Issue
11/16/2012	61910052	11121	80.07	Inventory Issue
11/16/2012	61910052	11121	69.00	Inventory Issue
11/16/2012	61910052	11121	457.00	Inventory Issue
11/16/2012	61910052	11121	299.08	Inventory Issue
11/17/2012	61910052	11121	351.10	Inventory Issue

DATE	BusUnit	Acct	Amount	Explanation
11/17/2012	61910052	11121	96.00	Inventory Issue
11/18/2012	61910052	11121	6,930.90	Inventory Issue
11/18/2012	61910052	11121	731.25	Inventory Issue
11/18/2012	61910052	11121	740.90	Inventory Issue
11/18/2012	61910052	11121	700.77	Inventory Issue
11/18/2012	61910052	11121	740.90	Inventory Issue
11/18/2012	61910052	11121	574.18	Inventory Issue
11/18/2012	61910052	11121	70.99	Inventory Issue
11/18/2012	61910052	11121	96.25	Inventory Issue
11/18/2012	61910052	11121	175.19	Inventory Issue
11/19/2012	61910052	11121	300.30	Inventory Issue
11/19/2012	61910052	11121	45.51	Inventory Issue
11/19/2012	61910052	11121	25.75	Inventory Issue
11/19/2012	61910052	11121	18.83	Inventory Issue
11/19/2012	61910052	11121	14.63	Inventory Issue
11/19/2012	61910052	11121	194.64	Inventory Issue
11/19/2012	61910052	11121	512.05	Inventory Issue
11/19/2012	61910052	11121	83.96	Inventory Issue
11/19/2012	61910052	11121	232.04	Inventory Issue
11/19/2012	61910052	11121	323.72	Inventory Issue
11/19/2012	61910052	11121	448.06	Inventory Issue
11/19/2012	61910052	11121	63.95	Inventory Issue
11/19/2012	61910052	11121	64.00	Inventory Issue
11/19/2012	61910052	11121	95.99	Inventory Issue
11/19/2012	61910052	11121	96.00	Inventory Issue
11/19/2012	61910052	11121	138.00	Inventory Issue
11/19/2012	61910052	11121	827.20	Inventory Issue
11/20/2012	61910052	11121	444.26	Inventory Issue
11/20/2012	61910052	11121	41,410.80	Inventory Issue
11/20/2012	61910052	11121	48.41	Inventory Issue
11/20/2012	61910052	11121	487.50	Inventory Issue
11/21/2012	61910052	11121	142.15	Inventory Issue
11/21/2012	61910052	11121	476.50	Inventory Issue
11/21/2012	61910052	11121	205.00	Inventory Issue
11/21/2012	61910052	11121	489.66	Inventory Issue
11/21/2012	61910052	11121	3,488.67	Inventory Issue
11/21/2012	61910052	11121	2,986.00	Inventory Issue
11/21/2012	61910052	11121	44.30	Inventory Issue
11/23/2012	61910052	11121	414.72	Inventory Issue
11/23/2012	61910052	11121	(21,115.12)	Inventory Issue
11/23/2012	61910052	11121	1,655.38	Inventory Issue
11/24/2012	61910052	11121	397.90	Inventory Issue
11/24/2012	61910052	11121	422.61	Inventory Issue
11/24/2012	61910052	11121	1,126.88	Inventory Issue
11/24/2012	61910052	11121	55.00	Inventory Issue
11/24/2012	61910052	11121	75.83	Inventory Issue
11/24/2012	61910052	11121	126.47	Inventory Issue
11/24/2012	61910052	11121	358.99	Inventory Issue
11/24/2012	61910052	11121	371.06	Inventory Issue
11/24/2012	61910052	11121	283.90	Inventory Issue
11/24/2012	61910052	11121	286.00	Inventory Issue
11/24/2012	61910052	11121	344.65	Inventory Issue
11/24/2012	61910052	11121	356.57	Inventory Issue
11/25/2012	61910052	11121	17,032.73	Inventory Issue
11/25/2012	61910052	11121	432.50	Inventory Issue
11/25/2012	61910052	11121	670.34	Inventory Issue
11/25/2012	61910052	11121	1,030.00	Inventory Issue
11/25/2012	61910052	11121	123.43	Inventory Issue
11/25/2012	61910052	11121	169.09	Inventory Issue
11/26/2012	61910052	11121	77.25	Inventory Issue
11/26/2012	61910052	11121	5.76	Inventory Issue
11/26/2012	61910052	11121	(6.87)	Inventory Issue
11/26/2012	61910052	11121	10.34	Inventory Issue
11/26/2012	61910052	11121	72.24	Inventory Issue
11/26/2012	61910052	11121	113.20	Inventory Issue
11/26/2012	61910052	11121	175.20	Inventory Issue
11/26/2012	61910052	11121	17.28	Inventory Issue

DATE	BusUnit	Acct	Amount	Explanation
11/26/2012	61910052	11121	24.83	Inventory Issue
11/26/2012	61910052	11121	3.04	Inventory Issue
11/26/2012	61910052	11121	343.20	Inventory Issue
11/27/2012	61910052	11121	114.00	Inventory Issue
11/27/2012	61910052	11121	857.89	Inventory Issue
11/27/2012	61910052	11121	1,203.20	Inventory Issue
11/27/2012	61910052	11121	2,925.00	Inventory Issue
11/27/2012	61910052	11121	29,900.00	Inventory Issue
11/27/2012	61910052	11121	625.45	Inventory Issue
11/27/2012	61910052	11121	4,852.88	Inventory Issue
11/27/2012	61910052	11121	756.22	Inventory Issue
11/28/2012	61910052	11121	70.40	Inventory Issue
11/28/2012	61910052	11121	512.00	Inventory Issue
11/29/2012	61910052	11121	6,033.00	Inventory Issue
11/29/2012	61910052	11121	7,427.65	Inventory Issue
11/29/2012	61910052	11121	6,035.20	Inventory Issue
11/29/2012	61910052	11121	298.79	Inventory Issue
11/29/2012	61910052	11121	499.50	Inventory Issue
11/29/2012	61910052	11121	127.96	Inventory Issue
11/29/2012	61910052	11121	141.51	Inventory Issue
11/29/2012	61910052	11121	8,357.18	Inventory Issue
11/30/2012	61910052	11121	17,160.20	Inventory Issue
12/1/2012	61910052	11121	23.00	Inventory Issue
12/2/2012	61910052	11121	108,850.50	Inventory Issue
12/2/2012	61910052	11121	92.60	Inventory Issue
12/2/2012	61910052	11121	77.88	Inventory Issue
12/2/2012	61910052	11121	345.55	Inventory Issue
12/2/2012	61910052	11121	1,176.45	Inventory Issue
12/3/2012	61910052	11121	20,923.50	Inventory Issue
12/3/2012	61910052	11121	74.36	Inventory Issue
12/3/2012	61910052	11121	87,080.40	Inventory Issue
12/4/2012	61910052	11121	1,209.00	Inventory Issue
12/4/2012	61910052	11121	21.33	Inventory Issue
12/4/2012	61910052	11121	228.66	Inventory Issue
12/4/2012	61910052	11121	175.73	Inventory Issue
12/4/2012	61910052	11121	231.50	Inventory Issue
12/4/2012	61910052	11121	432.67	Inventory Issue
12/4/2012	61910052	11121	297.50	Inventory Issue
12/4/2012	61910052	11121	361.50	Inventory Issue
12/4/2012	61910052	11121	546.93	Inventory Issue
12/4/2012	61910052	11121	844.80	Inventory Issue
12/4/2012	61910052	11121	165.19	Inventory Issue
12/4/2012	61910052	11121	185.32	Inventory Issue
12/4/2012	61910052	11121	58.45	Inventory Issue
12/5/2012	61910052	11121	1,210.00	Inventory Issue
12/5/2012	61910052	11121	10,780.00	Inventory Issue
12/5/2012	61910052	11121	(535.69)	Inventory Issue
12/5/2012	61910052	11121	62.00	Inventory Issue
12/6/2012	61910052	11121	8,250.00	Inventory Issue
12/6/2012	61910052	11121	343.20	Inventory Issue
12/6/2012	61910052	11121	284.00	Inventory Issue
12/6/2012	61910052	11121	1,688.00	Inventory Issue
12/6/2012	61910052	11121	2,580.00	Inventory Issue
12/6/2012	61910052	11121	919.76	Inventory Issue
12/6/2012	61910052	11121	68.62	Inventory Issue
12/6/2012	61910052	11121	75.90	Inventory Issue
12/7/2012	61910052	11121	2,730.00	Inventory Issue
12/7/2012	61910052	11121	48.00	Inventory Issue
12/7/2012	61910052	11121	59.00	Inventory Issue
12/7/2012	61910052	11121	48.00	Inventory Issue
12/7/2012	61910052	11121	560.00	Inventory Issue
12/7/2012	61910052	11121	31.00	Inventory Issue
12/8/2012	61910052	11121	558.76	Inventory Issue
12/8/2012	61910052	11121	540.70	Inventory Issue
12/8/2012	61910052	11121	771.20	Inventory Issue
12/8/2012	61910052	11121	39.50	Inventory Issue
12/8/2012	61910052	11121	130.52	Inventory Issue

DATE	BusUnit	Acct	Amount	Explanation
12/8/2012	61910052	11121	205.66	Inventory Issue
12/9/2012	61910052	11121	66.23	Inventory Issue
12/9/2012	61910052	11121	175.20	Inventory Issue
12/9/2012	61910052	11121	186.00	Inventory Issue
12/9/2012	61910052	11121	243.75	Inventory Issue
12/10/2012	61910052	11121	448.06	Inventory Issue
12/10/2012	61910052	11121	64.00	Inventory Issue
12/10/2012	61910052	11121	207.18	Inventory Issue
12/10/2012	61910052	11121	4.39	Inventory Issue
12/11/2012	61910052	11121	1,791.60	Inventory Issue
12/11/2012	61910052	11121	5.60	Inventory Issue
12/11/2012	61910052	11121	66.23	Inventory Issue
12/11/2012	61910052	11121	142.44	Inventory Issue
12/11/2012	61910052	11121	243.75	Inventory Issue
12/11/2012	61910052	11121	82.64	Inventory Issue
12/11/2012	61910052	11121	119.04	Inventory Issue
12/11/2012	61910052	11121	4,780.00	Inventory Issue
12/12/2012	61910052	11121	29.50	Inventory Issue
12/12/2012	61910052	11121	32.00	Inventory Issue
12/12/2012	61910052	11121	32.00	Inventory Issue
12/12/2012	61910052	11121	17.89	Inventory Issue
12/12/2012	61910052	11121	104.04	Inventory Issue
12/12/2012	61910052	11121	234.44	Inventory Issue
12/12/2012	61910052	11121	680.03	Inventory Issue
12/13/2012	61910052	11121	11.57	Inventory Issue
12/13/2012	61910052	11121	75.55	Inventory Issue
12/13/2012	61910052	11121	192.02	Inventory Issue
12/13/2012	61910052	11121	20,923.50	Inventory Issue
12/14/2012	61910052	11121	37.88	Inventory Issue
12/15/2012	61910052	11121	34.22	Inventory Issue
12/15/2012	61910052	11121	62.64	Inventory Issue
12/15/2012	61910052	11121	14.63	Inventory Issue
12/15/2012	61910052	11121	129.80	Inventory Issue
12/17/2012	61910052	11121	31.00	Inventory Issue
12/17/2012	61910052	11121	118.00	Inventory Issue
12/17/2012	61910052	11121	171.50	Inventory Issue
12/17/2012	61910052	11121	248.00	Inventory Issue
12/17/2012	61910052	11121	263.50	Inventory Issue
12/17/2012	61910052	11121	264.00	Inventory Issue
12/17/2012	61910052	11121	506.00	Inventory Issue
12/18/2012	61910052	11121	32.00	Inventory Issue
12/18/2012	61910052	11121	175.20	Inventory Issue
12/18/2012	61910052	11121	2,290.00	Inventory Issue
12/19/2012	61910052	11121	3,834.00	Inventory Issue
12/19/2012	61910052	11121	57.58	Inventory Issue
12/20/2012	61910052	11121	394.14	Inventory Issue
12/20/2012	61910052	11121	37.21	Inventory Issue
12/24/2012	61910052	11121	(98.38)	Inventory Issue
12/27/2012	61910052	11121	179.85	Inventory Issue
12/27/2012	61910052	11121	42.88	Inventory Issue
12/27/2012	61910052	11121	179.85	Inventory Issue
12/27/2012	61910052	11121	158.40	Inventory Issue
12/28/2012	61910052	11121	29.68	Inventory Issue
1/2/2013	61910052	11121	266.09	Inventory Issue
1/2/2013	61910052	11121	52.80	Inventory Issue
1/2/2013	61910052	11121	291.64	Inventory Issue
1/2/2013	61910052	11121	398.08	Inventory Issue
1/2/2013	61910052	11121	451.84	Inventory Issue
1/2/2013	61910052	11121	636.85	Inventory Issue
1/2/2013	61910052	11121	162.25	Inventory Issue
1/2/2013	61910052	11121	653.79	Inventory Issue
1/3/2013	61910052	11121	830.88	Inventory Issue
1/3/2013	61910052	11121	38.00	Inventory Issue
1/4/2013	61910052	11121	74.20	Inventory Issue
1/4/2013	61910052	11121	16.59	Inventory Issue
1/4/2013	61910052	11121	22.08	Inventory Issue
1/4/2013	61910052	11121	53.56	Inventory Issue

DATE	BusUnit	Acct	Amount	Explanation
1/4/2013	61910052	11121	136.67	Inventory Issue
1/7/2013	61910052	11121	618.51	Inventory Issue
1/7/2013	61910052	11121	2,543.04	Inventory Issue
1/9/2013	61910052	11121	46.18	Inventory Issue
1/10/2013	61910052	11121	32.37	Inventory Issue
1/11/2013	61910052	11121	1,564.60	Inventory Issue
1/11/2013	61910052	11121	6,279.20	Inventory Issue
1/12/2013	61910052	11121	33.99	Inventory Issue
1/12/2013	61910052	11121	175.20	Inventory Issue
1/12/2013	61910052	11121	46.98	Inventory Issue
1/14/2013	61910052	11121	63.25	Inventory Issue
1/15/2013	61910052	11121	492.00	Inventory Issue
1/15/2013	61910052	11121	180.00	Inventory Issue
1/16/2013	61910052	11121	248.00	Inventory Issue
1/16/2013	61910052	11121	17,572.61	Inventory Issue
1/16/2013	61910052	11121	9,657.00	Inventory Issue
1/17/2013	61910052	11121	9,657.00	Inventory Issue
1/17/2013	61910052	11121	347.61	Inventory Issue
1/17/2013	61910052	11121	655.74	Inventory Issue
1/18/2013	61910052	11121	308.99	Inventory Issue
1/19/2013	61910052	11121	55.00	Inventory Issue
1/21/2013	61910052	11121	671.85	Inventory Issue
1/21/2013	61910052	11121	23.74	Inventory Issue
1/21/2013	61910052	11121	746.50	Inventory Issue
1/22/2013	61910052	11121	93.00	Inventory Issue
1/22/2013	61910052	11121	2,239.50	Inventory Issue
1/23/2013	61910052	11121	43.25	Inventory Issue
1/23/2013	61910052	11121	447.90	Inventory Issue
1/23/2013	61910052	11121	152.00	Inventory Issue
1/25/2013	61910052	11121	423.25	Inventory Issue
1/30/2013	61910052	11121	5,298.00	Inventory Issue
1/30/2013	61910052	11121	227.71	Inventory Issue
1/30/2013	61910052	11121	345.01	Inventory Issue
2/5/2013	61910052	11121	291.13	Inventory Issue
2/5/2013	61910052	11121	12.55	Inventory Issue
2/5/2013	61910052	11121	671.85	Inventory Issue
2/6/2013	61910052	11121	38.69	Inventory Issue
2/6/2013	61910052	11121	48.28	Inventory Issue
2/6/2013	61910052	11121	87.79	Inventory Issue
2/6/2013	61910052	11121	87.80	Inventory Issue
2/6/2013	61910052	11121	115.87	Inventory Issue
2/6/2013	61910052	11121	895.80	Inventory Issue
2/7/2013	61910052	11121	284.40	Inventory Issue
2/10/2013	61910052	11121	217.32	Inventory Issue
2/11/2013	61910052	11121	863.40	Inventory Issue
2/11/2013	61910052	11121	14.08	Inventory Issue
2/12/2013	61910052	11121	13,689.39	Inventory Issue
2/16/2013	61910052	11121	301.44	Inventory Issue
2/16/2013	61910052	11121	706.51	Inventory Issue
2/19/2013	61910052	11121	99.08	Inventory Issue
2/19/2013	61910052	11121	1,425.60	Inventory Issue
2/19/2013	61910052	11121	43.90	Inventory Issue
11/12/2012	61910052	11121	660.00	Inventory Issue
11/12/2012	61910052	11121	970.08	Inventory Issue
11/12/2012	61910052	11121	1,832.60	Inventory Issue
11/12/2012	61910052	11121	4,305.60	Inventory Issue
11/13/2012	61910052	11121	112.17	Inventory Issue
11/14/2012	61910052	11121	667.11	Inventory Issue
11/14/2012	61910052	11121	740.91	Inventory Issue
11/14/2012	61910052	11121	1,024.45	Inventory Issue
11/14/2012	61910052	11121	1,960.00	Inventory Issue
11/14/2012	61910052	11121	26,600.00	Inventory Issue
11/14/2012	61910052	11121	60.63	Inventory Issue
11/14/2012	61910052	11121	58.65	Inventory Issue
11/15/2012	61910052	11121	168.10	Inventory Issue
11/15/2012	61910052	11121	343.20	Inventory Issue
11/15/2012	61910052	11121	37.95	Inventory Issue

DATE	BusUnit	Acct	Amount	Explanation
11/16/2012	61910052	11121	110.00	Inventory Issue
11/16/2012	61910052	11121	57.63	Inventory Issue
11/16/2012	61910052	11121	231.50	Inventory Issue
11/16/2012	61910052	11121	299.08	Inventory Issue
11/16/2012	61910052	11121	686.40	Inventory Issue
11/17/2012	61910052	11121	62.00	Inventory Issue
11/17/2012	61910052	11121	15,588.00	Inventory Issue
11/18/2012	61910052	11121	1,372.04	Inventory Issue
11/18/2012	61910052	11121	1,853.04	Inventory Issue
11/18/2012	61910052	11121	330.34	Inventory Issue
11/18/2012	61910052	11121	5.12	Inventory Issue
11/18/2012	61910052	11121	31.96	Inventory Issue
11/18/2012	61910052	11121	32.00	Inventory Issue
11/18/2012	61910052	11121	147.60	Inventory Issue
11/19/2012	61910052	11121	144.46	Inventory Issue
11/19/2012	61910052	11121	12.45	Inventory Issue
11/19/2012	61910052	11121	68.78	Inventory Issue
11/19/2012	61910052	11121	93.00	Inventory Issue
11/19/2012	61910052	11121	106.88	Inventory Issue
11/19/2012	61910052	11121	198.00	Inventory Issue
11/21/2012	61910052	11121	747.89	Inventory Issue
11/21/2012	61910052	11121	1,038.75	Inventory Issue
11/21/2012	61910052	11121	52.66	Inventory Issue
11/21/2012	61910052	11121	9,235.00	Inventory Issue
11/21/2012	61910052	11121	1,786.37	Inventory Issue
11/21/2012	61910052	11121	4.39	Inventory Issue
11/23/2012	61910052	11121	2,617.29	Inventory Issue
11/24/2012	61910052	11121	371.82	Inventory Issue
11/24/2012	61910052	11121	64.00	Inventory Issue
11/24/2012	61910052	11121	93.00	Inventory Issue
11/24/2012	61910052	11121	137.60	Inventory Issue
11/25/2012	61910052	11121	1,287.00	Inventory Issue
11/25/2012	61910052	11121	700.80	Inventory Issue
11/25/2012	61910052	11121	65.55	Inventory Issue
11/27/2012	61910052	11121	1,124.50	Inventory Issue
11/27/2012	61910052	11121	1,925.00	Inventory Issue
11/27/2012	61910052	11121	1,927.36	Inventory Issue
11/27/2012	61910052	11121	53.70	Inventory Issue
11/28/2012	61910052	11121	1,353.60	Inventory Issue
11/28/2012	61910052	11121	2,887.50	Inventory Issue
11/28/2012	61910052	11121	38.00	Inventory Issue
11/28/2012	61910052	11121	141.87	Inventory Issue
11/28/2012	61910052	11121	227.20	Inventory Issue
11/29/2012	61910052	11121	32.36	Inventory Issue
11/29/2012	61910052	11121	298.79	Inventory Issue
11/29/2012	61910052	11121	64.82	Inventory Issue
11/29/2012	61910052	11121	262.80	Inventory Issue
11/30/2012	61910052	11121	63.99	Inventory Issue
12/1/2012	61910052	11121	156.01	Inventory Issue
12/1/2012	61910052	11121	171.52	Inventory Issue
12/3/2012	61910052	11121	(43,540.20)	Inventory Issue
12/4/2012	61910052	11121	23.00	Inventory Issue
12/4/2012	61910052	11121	905.60	Inventory Issue
12/5/2012	61910052	11121	9,235.00	Inventory Issue
12/6/2012	61910052	11121	312.00	Inventory Issue
12/7/2012	61910052	11121	440.00	Inventory Issue
12/8/2012	61910052	11121	760.00	Inventory Issue
12/9/2012	61910052	11121	(154.50)	Inventory Issue
12/11/2012	61910052	11121	74.70	Inventory Issue
12/11/2012	61910052	11121	84.90	Inventory Issue
12/11/2012	61910052	11121	114.50	Inventory Issue
12/12/2012	61910052	11121	85.19	Inventory Issue
12/12/2012	61910052	11121	194.48	Inventory Issue
12/12/2012	61910052	11121	374.16	Inventory Issue
12/13/2012	61910052	11121	13.68	Inventory Issue
12/14/2012	61910052	11121	52.80	Inventory Issue
12/14/2012	61910052	11121	56.60	Inventory Issue

DATE	BusUnit	Acct	Amount	Explanation
12/15/2012	61910052	11121	131.54	Inventory Issue
12/17/2012	61910052	11121	177.19	Inventory Issue
12/17/2012	61910052	11121	42.88	Inventory Issue
12/17/2012	61910052	11121	163.00	Inventory Issue
12/19/2012	61910052	11121	(18.74)	Inventory Issue
12/19/2012	61910052	11121	46.58	Inventory Issue
12/19/2012	61910052	11121	59.52	Inventory Issue
12/20/2012	61910052	11121	62.00	Inventory Issue
12/20/2012	61910052	11121	157.67	Inventory Issue
12/27/2012	61910052	11121	223.95	Inventory Issue
12/28/2012	61910052	11121	137.73	Inventory Issue
12/31/2012	61910052	11121	57.25	Inventory Issue
11/18/2012	61910052	11121	75.19	Inventory Issue
12/13/2012	61910052	11121	164.24	Inventory Issue
1/2/2013	61910052	11121	365.81	Inventory Issue
1/2/2013	61910052	11121	212.00	Inventory Issue
1/3/2013	61910052	11121	521.60	Inventory Issue
1/3/2013	61910052	11121	79.40	Inventory Issue
1/3/2013	61910052	11121	806.13	Inventory Issue
1/3/2013	61910052	11121	128.00	Inventory Issue
1/4/2013	61910052	11121	2,758.05	Inventory Issue
1/8/2013	61910052	11121	252.43	Inventory Issue
1/10/2013	61910052	11121	346.11	Inventory Issue
1/11/2013	61910052	11121	2,513.04	Inventory Issue
1/12/2013	61910052	11121	46.98	Inventory Issue
1/16/2013	61910052	11121	31.00	Inventory Issue
1/16/2013	61910052	11121	157.25	Inventory Issue
1/19/2013	61910052	11121	175.60	Inventory Issue
1/20/2013	61910052	11121	16.00	Inventory Issue
1/20/2013	61910052	11121	60.50	Inventory Issue
1/21/2013	61910052	11121	291.13	Inventory Issue
1/21/2013	61910052	11121	76.00	Inventory Issue
1/22/2013	61910052	11121	22.18	Inventory Issue
1/25/2013	61910052	11121	57.25	Inventory Issue
1/26/2013	61910052	11121	23.74	Inventory Issue
1/30/2013	61910052	11121	177.22	Inventory Issue
1/30/2013	61910052	11121	118.99	Inventory Issue
1/31/2013	61910052	11121	118.99	Inventory Issue
2/6/2013	61910052	11121	81.97	Inventory Issue
2/6/2013	61910052	11121	84.90	Inventory Issue
2/6/2013	61910052	11121	57.25	Inventory Issue
2/7/2013	61910052	11121	68.12	Inventory Issue
2/10/2013	61910052	11121	48.90	Inventory Issue
2/11/2013	61910052	11121	(1,851.33)	Inventory Issue
2/16/2013	61910052	11121	611.78	Inventory Issue
2/17/2013	61910052	11121	2,020.86	Inventory Issue
11/10/2012	61910052	11121	23.00	Inventory Issue
11/10/2012	61910052	11121	52.66	Inventory Issue
11/10/2012	61910052	11121	63.85	Inventory Issue
11/10/2012	61910052	11121	220.00	Inventory Issue
11/10/2012	61910052	11121	264.00	Inventory Issue
11/10/2012	61910052	11121	687.00	Inventory Issue
11/11/2012	61910052	11121	75.87	Inventory Issue
11/11/2012	61910052	11121	15,069.60	Inventory Issue
11/12/2012	61910052	11121	350.12	Inventory Issue
11/12/2012	61910052	11121	496.00	Inventory Issue
11/12/2012	61910052	11121	528.11	Inventory Issue
11/12/2012	61910052	11121	638.95	Inventory Issue
11/12/2012	61910052	11121	751.66	Inventory Issue
11/12/2012	61910052	11121	931.25	Inventory Issue
11/12/2012	61910052	11121	2,126.58	Inventory Issue
11/12/2012	61910052	11121	1,248.00	Inventory Issue
11/12/2012	61910052	11121	480.44	Inventory Issue
11/12/2012	61910052	11121	400.40	Inventory Issue
11/14/2012	61910052	11121	740.90	Inventory Issue
11/14/2012	61910052	11121	296.65	Inventory Issue
11/14/2012	61910052	11121	467.52	Inventory Issue

DATE	BusUnit	Acct	Amount	Explanation
11/14/2012	61910052	11121	2,929.55	Inventory Issue
11/14/2012	61910052	11121	18,300.00	Inventory Issue
11/14/2012	61910052	11121	68.16	Inventory Issue
11/14/2012	61910052	11121	73.63	Inventory Issue
11/14/2012	61910052	11121	75.90	Inventory Issue
11/14/2012	61910052	11121	92.25	Inventory Issue
11/14/2012	61910052	11121	467.52	Inventory Issue
11/14/2012	61910052	11121	31.96	Inventory Issue
11/14/2012	61910052	11121	52.66	Inventory Issue
11/14/2012	61910052	11121	63.32	Inventory Issue
11/14/2012	61910052	11121	31.96	Inventory Issue
11/14/2012	61910052	11121	97.06	Inventory Issue
11/15/2012	61910052	11121	861.72	Inventory Issue
11/15/2012	61910052	11121	2,402.40	Inventory Issue
11/15/2012	61910052	11121	14,889.60	Inventory Issue
11/15/2012	61910052	11121	31.66	Inventory Issue
11/15/2012	61910052	11121	529.44	Inventory Issue
11/15/2012	61910052	11121	7.70	Inventory Issue
11/15/2012	61910052	11121	87.59	Inventory Issue
11/16/2012	61910052	11121	153.71	Inventory Issue
11/16/2012	61910052	11121	22.00	Inventory Issue
11/16/2012	61910052	11121	88.06	Inventory Issue
11/16/2012	61910052	11121	92.00	Inventory Issue
11/16/2012	61910052	11121	124.00	Inventory Issue
11/16/2012	61910052	11121	1,371.00	Inventory Issue
11/16/2012	61910052	11121	10.43	Inventory Issue
11/16/2012	61910052	11121	29.09	Inventory Issue
11/16/2012	61910052	11121	103.00	Inventory Issue
11/16/2012	61910052	11121	480.00	Inventory Issue
11/16/2012	61910052	11121	1,543.55	Inventory Issue
11/16/2012	61910052	11121	351.87	Inventory Issue
11/16/2012	61910052	11121	591.91	Inventory Issue
11/16/2012	61910052	11121	1,401.54	Inventory Issue
11/16/2012	61910052	11121	1,254.30	Inventory Issue
11/16/2012	61910052	11121	64.49	Inventory Issue
11/16/2012	61910052	11121	48.09	Inventory Issue
11/16/2012	61910052	11121	(264.00)	Inventory Issue
11/16/2012	61910052	11121	62.00	Inventory Issue
11/16/2012	61910052	11121	221.60	Inventory Issue
11/17/2012	61910052	11121	46.00	Inventory Issue
11/17/2012	61910052	11121	57.25	Inventory Issue
11/17/2012	61910052	11121	23.00	Inventory Issue
11/17/2012	61910052	11121	151.81	Inventory Issue
11/17/2012	61910052	11121	104.31	Inventory Issue
11/18/2012	61910052	11121	72.23	Inventory Issue
11/18/2012	61910052	11121	700.77	Inventory Issue
11/10/2012	61910052	11121	309.00	Inventory Issue
11/13/2012	61910052	11121	388.17	Inventory Issue
11/18/2012	61910052	11121	515.43	Inventory Issue
11/18/2012	61910052	11121	17.70	Inventory Issue
11/18/2012	61910052	11121	43.25	Inventory Issue
11/18/2012	61910052	11121	226.04	Inventory Issue
11/19/2012	61910052	11121	190.40	Inventory Issue
11/19/2012	61910052	11121	96.82	Inventory Issue
11/19/2012	61910052	11121	12.45	Inventory Issue
11/19/2012	61910052	11121	32.97	Inventory Issue
11/19/2012	61910052	11121	18.83	Inventory Issue
11/19/2012	61910052	11121	27.52	Inventory Issue
11/19/2012	61910052	11121	85.22	Inventory Issue
11/19/2012	61910052	11121	56.51	Inventory Issue
11/19/2012	61910052	11121	63.22	Inventory Issue
11/19/2012	61910052	11121	350.38	Inventory Issue
11/20/2012	61910052	11121	7,388.00	Inventory Issue
11/20/2012	61910052	11121	1,651.72	Inventory Issue
11/20/2012	61910052	11121	45.51	Inventory Issue
11/20/2012	61910052	11121	27.78	Inventory Issue
11/21/2012	61910052	11121	192.00	Inventory Issue

DATE	BusUnit	Acct	Amount	Explanation
11/21/2012	61910052	11121	240.00	Inventory Issue
11/21/2012	61910052	11121	366.25	Inventory Issue
11/21/2012	61910052	11121	380.80	Inventory Issue
11/21/2012	61910052	11121	410.47	Inventory Issue
11/21/2012	61910052	11121	238.00	Inventory Issue
11/21/2012	61910052	11121	2,193.75	Inventory Issue
11/21/2012	61910052	11121	3.78	Inventory Issue
11/21/2012	61910052	11121	11.85	Inventory Issue
11/23/2012	61910052	11121	29.94	Inventory Issue
11/23/2012	61910052	11121	414.72	Inventory Issue
11/23/2012	61910052	11121	549.00	Inventory Issue
11/23/2012	61910052	11121	1,401.40	Inventory Issue
11/23/2012	61910052	11121	366.65	Inventory Issue
11/23/2012	61910052	11121	42,230.24	Inventory Issue
11/23/2012	61910052	11121	736.46	Inventory Issue
11/24/2012	61910052	11121	32.00	Inventory Issue
11/24/2012	61910052	11121	167.58	Inventory Issue
11/24/2012	61910052	11121	344.03	Inventory Issue
11/24/2012	61910052	11121	52.66	Inventory Issue
11/24/2012	61910052	11121	36.63	Inventory Issue
11/24/2012	61910052	11121	48.00	Inventory Issue
11/24/2012	61910052	11121	173.07	Inventory Issue
11/24/2012	61910052	11121	254.95	Inventory Issue
11/24/2012	61910052	11121	293.02	Inventory Issue
11/24/2012	61910052	11121	453.31	Inventory Issue
11/24/2012	61910052	11121	686.40	Inventory Issue
11/25/2012	61910052	11121	755.52	Inventory Issue
11/25/2012	61910052	11121	56,998.66	Inventory Issue
11/25/2012	61910052	11121	2,851.42	Inventory Issue
11/25/2012	61910052	11121	19,323.80	Inventory Issue
11/25/2012	61910052	11121	330.37	Inventory Issue
11/25/2012	61910052	11121	355.00	Inventory Issue
11/25/2012	61910052	11121	466.75	Inventory Issue
11/25/2012	61910052	11121	960.00	Inventory Issue
11/26/2012	61910052	11121	93.00	Inventory Issue
11/26/2012	61910052	11121	257.95	Inventory Issue
11/26/2012	61910052	11121	2,951.79	Inventory Issue
11/26/2012	61910052	11121	80.07	Inventory Issue
11/26/2012	61910052	11121	51.84	Inventory Issue
11/26/2012	61910052	11121	179.50	Inventory Issue
11/26/2012	61910052	11121	14.63	Inventory Issue
11/26/2012	61910052	11121	77.57	Inventory Issue
11/26/2012	61910052	11121	46.50	Inventory Issue
11/26/2012	61910052	11121	226.40	Inventory Issue
11/26/2012	61910052	11121	241.00	Inventory Issue
11/27/2012	61910052	11121	190.05	Inventory Issue
11/27/2012	61910052	11121	2,051.76	Inventory Issue
11/27/2012	61910052	11121	519.10	Inventory Issue
11/27/2012	61910052	11121	20,298.47	Inventory Issue
11/27/2012	61910052	11121	897.48	Inventory Issue
11/27/2012	61910052	11121	178.78	Inventory Issue
11/27/2012	61910052	11121	2,915.83	Inventory Issue
11/27/2012	61910052	11121	229.00	Inventory Issue
11/27/2012	61910052	11121	867.06	Inventory Issue
11/28/2012	61910052	11121	9,235.00	Inventory Issue
11/28/2012	61910052	11121	3,178.78	Inventory Issue
11/28/2012	61910052	11121	1,511.33	Inventory Issue
11/28/2012	61910052	11121	1,594.47	Inventory Issue
11/28/2012	61910052	11121	1,597.50	Inventory Issue
11/28/2012	61910052	11121	6,182.22	Inventory Issue
11/29/2012	61910052	11121	15,120.00	Inventory Issue
11/29/2012	61910052	11121	4,509.00	Inventory Issue
11/29/2012	61910052	11121	2,765.30	Inventory Issue
11/29/2012	61910052	11121	12,080.00	Inventory Issue
11/29/2012	61910052	11121	32.77	Inventory Issue
11/29/2012	61910052	11121	46.30	Inventory Issue
11/29/2012	61910052	11121	91.40	Inventory Issue

DATE	BusUnit	Acct	Amount	Explanation
11/29/2012	61910052	11121	346.14	Inventory Issue
11/29/2012	61910052	11121	155.65	Inventory Issue
11/29/2012	61910052	11121	18,689.80	Inventory Issue
11/29/2012	61910052	11121	223.79	Inventory Issue
11/30/2012	61910052	11121	1,706.25	Inventory Issue
11/30/2012	61910052	11121	10,718.40	Inventory Issue
11/16/2012	61910052	11121	28.78	Inventory Issue
11/18/2012	61910052	11121	49.29	Inventory Issue
11/19/2012	61910052	11121	206.00	Inventory Issue
11/23/2012	61910052	11121	467.40	Inventory Issue
11/24/2012	61910052	11121	29.50	Inventory Issue
11/24/2012	61910052	11121	379.68	Inventory Issue
11/24/2012	61910052	11121	123.00	Inventory Issue
11/25/2012	61910052	11121	80.23	Inventory Issue
11/28/2012	61910052	11121	1,290.53	Inventory Issue
11/30/2012	61910052	11121	11,531.33	Inventory Issue
12/1/2012	61910052	11121	283.75	Inventory Issue
12/1/2012	61910052	11121	58.87	Inventory Issue
12/1/2012	61910052	11121	71.22	Inventory Issue
12/2/2012	61910052	11121	36.92	Inventory Issue
12/2/2012	61910052	11121	171.75	Inventory Issue
12/2/2012	61910052	11121	182.80	Inventory Issue
12/2/2012	61910052	11121	1,201.45	Inventory Issue
12/3/2012	61910052	11121	72.00	Inventory Issue
12/3/2012	61910052	11121	57.25	Inventory Issue
12/4/2012	61910052	11121	8,775.00	Inventory Issue
12/4/2012	61910052	11121	45.75	Inventory Issue
12/4/2012	61910052	11121	1,235.00	Inventory Issue
12/4/2012	61910052	11121	1,369.60	Inventory Issue
12/4/2012	61910052	11121	6,234.40	Inventory Issue
12/4/2012	61910052	11121	175.20	Inventory Issue
12/4/2012	61910052	11121	186.50	Inventory Issue
12/4/2012	61910052	11121	782.40	Inventory Issue
12/4/2012	61910052	11121	198.00	Inventory Issue
12/4/2012	61910052	11121	36.50	Inventory Issue
12/4/2012	61910052	11121	478.66	Inventory Issue
12/5/2012	61910052	11121	(220.00)	Inventory Issue
12/5/2012	61910052	11121	(475.96)	Inventory Issue
12/5/2012	61910052	11121	38.97	Inventory Issue
12/5/2012	61910052	11121	96.00	Inventory Issue
12/5/2012	61910052	11121	178.56	Inventory Issue
12/6/2012	61910052	11121	100.01	Inventory Issue
12/6/2012	61910052	11121	117.99	Inventory Issue
12/6/2012	61910052	11121	192.00	Inventory Issue
12/6/2012	61910052	11121	266.56	Inventory Issue
12/6/2012	61910052	11121	274.48	Inventory Issue
12/6/2012	61910052	11121	312.00	Inventory Issue
12/6/2012	61910052	11121	11,060.00	Inventory Issue
12/6/2012	61910052	11121	15,813.12	Inventory Issue
12/6/2012	61910052	11121	56.00	Inventory Issue
12/6/2012	61910052	11121	56.08	Inventory Issue
12/6/2012	61910052	11121	60.63	Inventory Issue
12/7/2012	61910052	11121	474.19	Inventory Issue
12/7/2012	61910052	11121	494.00	Inventory Issue
12/7/2012	61910052	11121	32.00	Inventory Issue
12/7/2012	61910052	11121	84.90	Inventory Issue
12/7/2012	61910052	11121	149.70	Inventory Issue
12/7/2012	61910052	11121	57.25	Inventory Issue
12/7/2012	61910052	11121	57.25	Inventory Issue
12/8/2012	61910052	11121	432.50	Inventory Issue
12/8/2012	61910052	11121	594.55	Inventory Issue
12/8/2012	61910052	11121	905.60	Inventory Issue
12/8/2012	61910052	11121	44.46	Inventory Issue
12/8/2012	61910052	11121	83.30	Inventory Issue
12/8/2012	61910052	11121	284.00	Inventory Issue
12/8/2012	61910052	11121	48.96	Inventory Issue
12/9/2012	61910052	11121	93.00	Inventory Issue

DATE	BusUnit	Acct	Amount	Explanation
12/9/2012	61910052	11121	134.07	Inventory Issue
12/9/2012	61910052	11121	175.20	Inventory Issue
12/9/2012	61910052	11121	8.78	Inventory Issue
12/9/2012	61910052	11121	11.04	Inventory Issue
12/9/2012	61910052	11121	45.50	Inventory Issue
12/9/2012	61910052	11121	114.50	Inventory Issue
12/9/2012	61910052	11121	1,983.36	Inventory Issue
12/9/2012	61910052	11121	2,331.25	Inventory Issue
12/10/2012	61910052	11121	172.73	Inventory Issue
12/10/2012	61910052	11121	431.62	Inventory Issue
12/10/2012	61910052	11121	25.75	Inventory Issue
12/10/2012	61910052	11121	54.27	Inventory Issue
12/10/2012	61910052	11121	295.99	Inventory Issue
12/10/2012	61910052	11121	285.97	Inventory Issue
12/11/2012	61910052	11121	4,305.60	Inventory Issue
12/11/2012	61910052	11121	3.77	Inventory Issue
12/11/2012	61910052	11121	106.01	Inventory Issue
12/11/2012	61910052	11121	63.99	Inventory Issue
12/11/2012	61910052	11121	82.59	Inventory Issue
12/11/2012	61910052	11121	89.57	Inventory Issue
12/11/2012	61910052	11121	135.42	Inventory Issue
12/11/2012	61910052	11121	188.34	Inventory Issue
12/12/2012	61910052	11121	68.11	Inventory Issue
12/12/2012	61910052	11121	616.83	Inventory Issue
12/12/2012	61910052	11121	465.50	Inventory Issue
12/12/2012	61910052	11121	125.08	Inventory Issue
12/12/2012	61910052	11121	154.83	Inventory Issue
12/12/2012	61910052	11121	290.46	Inventory Issue
12/13/2012	61910052	11121	9,235.00	Inventory Issue
12/13/2012	61910052	11121	34.17	Inventory Issue
12/13/2012	61910052	11121	67.71	Inventory Issue
12/13/2012	61910052	11121	87.53	Inventory Issue
12/13/2012	61910052	11121	109.71	Inventory Issue
12/13/2012	61910052	11121	144.39	Inventory Issue
12/13/2012	61910052	11121	157.44	Inventory Issue
12/15/2012	61910052	11121	59.52	Inventory Issue
12/15/2012	61910052	11121	59.79	Inventory Issue
12/15/2012	61910052	11121	115.15	Inventory Issue
12/16/2012	61910052	11121	44.99	Inventory Issue
12/16/2012	61910052	11121	150.00	Inventory Issue
12/17/2012	61910052	11121	218.64	Inventory Issue
12/17/2012	61910052	11121	243.75	Inventory Issue
12/17/2012	61910052	11121	921.23	Inventory Issue
12/17/2012	61910052	11121	1,443.46	Inventory Issue
11/14/2012	61910052	11121	(1,779.73)	Inventory Issue
11/16/2012	61910052	11121	702.20	Inventory Issue
12/17/2012	61910052	11121	229.00	Inventory Issue
11/30/2012	61910052	11121	1,024.57	Inventory Issue
12/12/2012	61910052	11121	761.60	Inventory Issue
12/17/2012	61910052	11121	411.89	Inventory Issue
12/17/2012	61910052	11121	434.16	Inventory Issue
12/17/2012	61910052	11121	578.00	Inventory Issue
12/18/2012	61910052	11121	3,470.00	Inventory Issue
12/18/2012	61910052	11121	61.80	Inventory Issue
12/18/2012	61910052	11121	104.49	Inventory Issue
12/18/2012	61910052	11121	2,083.76	Inventory Issue
12/19/2012	61910052	11121	15.66	Inventory Issue
12/20/2012	61910052	11121	41.30	Inventory Issue
12/20/2012	61910052	11121	840.00	Inventory Issue
12/20/2012	61910052	11121	315.35	Inventory Issue
12/20/2012	61910052	11121	1,855.30	Inventory Issue
12/20/2012	61910052	11121	175.20	Inventory Issue
12/20/2012	61910052	11121	15.54	Inventory Issue
12/21/2012	61910052	11121	3,472.50	Inventory Issue
12/27/2012	61910052	11121	62.58	Inventory Issue
12/27/2012	61910052	11121	55.56	Inventory Issue
12/27/2012	61910052	11121	14.84	Inventory Issue

DATE	BusUnit	Acct	Amount	Explanation
12/27/2012	61910052	11121	55.00	Inventory Issue
12/27/2012	61910052	11121	59.54	Inventory Issue
12/27/2012	61910052	11121	189.75	Inventory Issue
12/27/2012	61910052	11121	229.00	Inventory Issue
12/28/2012	61910052	11121	625.84	Inventory Issue
12/28/2012	61910052	11121	57.25	Inventory Issue
12/28/2012	61910052	11121	135.42	Inventory Issue
12/28/2012	61910052	11121	157.83	Inventory Issue
12/28/2012	61910052	11121	208.09	Inventory Issue
12/31/2012	61910052	11121	4.54	Inventory Issue
12/31/2012	61910052	11121	62.64	Inventory Issue
1/2/2013	61910052	11121	38.00	Inventory Issue
1/2/2013	61910052	11121	472.17	Inventory Issue
1/2/2013	61910052	11121	314.76	Inventory Issue
1/2/2013	61910052	11121	709.02	Inventory Issue
1/2/2013	61910052	11121	1,042.75	Inventory Issue
1/2/2013	61910052	11121	249.07	Inventory Issue
1/2/2013	61910052	11121	800.58	Inventory Issue
1/2/2013	61910052	11121	319.95	Inventory Issue
1/2/2013	61910052	11121	440.00	Inventory Issue
1/2/2013	61910052	11121	458.00	Inventory Issue
1/2/2013	61910052	11121	512.00	Inventory Issue
1/2/2013	61910052	11121	993.23	Inventory Issue
1/3/2013	61910052	11121	328.78	Inventory Issue
1/3/2013	61910052	11121	338.40	Inventory Issue
1/3/2013	61910052	11121	453.28	Inventory Issue
1/4/2013	61910052	11121	240.41	Inventory Issue
1/4/2013	61910052	11121	222.60	Inventory Issue
1/7/2013	61910052	11121	25.00	Inventory Issue
1/7/2013	61910052	11121	253.71	Inventory Issue
1/7/2013	61910052	11121	8,062.20	Inventory Issue
1/9/2013	61910052	11121	31.00	Inventory Issue
1/9/2013	61910052	11121	114.00	Inventory Issue
1/9/2013	61910052	11121	123.92	Inventory Issue
1/9/2013	61910052	11121	200.01	Inventory Issue
1/10/2013	61910052	11121	55.00	Inventory Issue
1/10/2013	61910052	11121	81.45	Inventory Issue
1/10/2013	61910052	11121	114.50	Inventory Issue
1/10/2013	61910052	11121	171.75	Inventory Issue
1/12/2013	61910052	11121	11.04	Inventory Issue
1/14/2013	61910052	11121	57.25	Inventory Issue
1/15/2013	61910052	11121	57.25	Inventory Issue
1/15/2013	61910052	11121	223.95	Inventory Issue
1/15/2013	61910052	11121	223.95	Inventory Issue
1/16/2013	61910052	11121	223.95	Inventory Issue
1/16/2013	61910052	11121	38.00	Inventory Issue
1/16/2013	61910052	11121	28.67	Inventory Issue
1/16/2013	61910052	11121	38.00	Inventory Issue
1/16/2013	61910052	11121	66.23	Inventory Issue
1/17/2013	61910052	11121	751.01	Inventory Issue
1/17/2013	61910052	11121	150.24	Inventory Issue
1/17/2013	61910052	11121	154.32	Inventory Issue
1/17/2013	61910052	11121	321.80	Inventory Issue
1/17/2013	61910052	11121	462.58	Inventory Issue
1/18/2013	61910052	11121	144.03	Inventory Issue
1/20/2013	61910052	11121	57.75	Inventory Issue
1/20/2013	61910052	11121	60.14	Inventory Issue
1/20/2013	61910052	11121	152.00	Inventory Issue
1/20/2013	61910052	11121	14.75	Inventory Issue
1/20/2013	61910052	11121	31.00	Inventory Issue
1/23/2013	61910052	11121	126.98	Inventory Issue
1/23/2013	61910052	11121	1,791.60	Inventory Issue
1/23/2013	61910052	11121	1,160.69	Inventory Issue
1/23/2013	61910052	11121	1,832.00	Inventory Issue
1/25/2013	61910052	11121	57.25	Inventory Issue
1/26/2013	61910052	11121	5.18	Inventory Issue
11/10/2012	61910052	11121	213.00	Inventory Issue

DATE	BusUnit	Acct	Amount	Explanation
11/10/2012	61910052	11121	519.00	Inventory Issue
11/14/2012	61910052	11121	1,168.80	Inventory Issue
11/16/2012	61910052	11121	70.22	Inventory Issue
11/18/2012	61910052	11121	49.64	Inventory Issue
11/24/2012	61910052	11121	1,247.40	Inventory Issue
12/6/2012	61910052	11121	87.76	Inventory Issue
12/13/2012	61910052	11121	146.85	Inventory Issue
1/12/2013	61910052	11121	139.04	Inventory Issue
1/17/2013	61910052	11121	500.48	Inventory Issue
1/30/2013	61910052	11121	115.51	Inventory Issue
1/30/2013	61910052	11121	157.56	Inventory Issue
1/30/2013	61910052	11121	842.71	Inventory Issue
1/30/2013	61910052	11121	22.08	Inventory Issue
1/30/2013	61910052	11121	63.06	Inventory Issue
1/30/2013	61910052	11121	895.80	Inventory Issue
1/31/2013	61910052	11121	671.85	Inventory Issue
2/1/2013	61910052	11121	223.95	Inventory Issue
2/1/2013	61910052	11121	6,855.00	Inventory Issue
2/5/2013	61910052	11121	21.30	Inventory Issue
2/5/2013	61910052	11121	59.00	Inventory Issue
2/5/2013	61910052	11121	68.09	Inventory Issue
2/5/2013	61910052	11121	895.80	Inventory Issue
2/5/2013	61910052	11121	2,943.80	Inventory Issue
2/6/2013	61910052	11121	59.53	Inventory Issue
2/6/2013	61910052	11121	116.07	Inventory Issue
2/6/2013	61910052	11121	111.12	Inventory Issue
2/6/2013	61910052	11121	56.00	Inventory Issue
2/7/2013	61910052	11121	151.78	Inventory Issue
2/7/2013	61910052	11121	323.75	Inventory Issue
2/7/2013	61910052	11121	417.93	Inventory Issue
2/7/2013	61910052	11121	47.08	Inventory Issue
2/7/2013	61910052	11121	60.35	Inventory Issue
2/8/2013	61910052	11121	(2,951.79)	Inventory Issue
2/10/2013	61910052	11121	635.25	Inventory Issue
2/10/2013	61910052	11121	12.72	Inventory Issue
2/11/2013	61910052	11121	514.60	Inventory Issue
2/11/2013	61910052	11121	1,066.64	Inventory Issue
2/11/2013	61910052	11121	1,223.95	Inventory Issue
2/11/2013	61910052	11121	1,340.40	Inventory Issue
2/11/2013	61910052	11121	(2,549.25)	Inventory Issue
2/12/2013	61910052	11121	3,979.80	Inventory Issue
2/17/2013	61910052	11121	1,224.00	Inventory Issue
2/19/2013	61910052	11121	43.90	Inventory Issue
11/10/2012	61910052	11121	238.08	Inventory Issue
11/10/2012	61910052	11121	310.00	Inventory Issue
11/10/2012	61910052	11121	359.29	Inventory Issue
11/10/2012	61910052	11121	432.98	Inventory Issue
11/11/2012	61910052	11121	80.07	Inventory Issue
11/12/2012	61910052	11121	369.00	Inventory Issue
11/12/2012	61910052	11121	383.46	Inventory Issue
11/12/2012	61910052	11121	640.10	Inventory Issue
11/12/2012	61910052	11121	1,090.56	Inventory Issue
11/12/2012	61910052	11121	1,512.60	Inventory Issue
11/12/2012	61910052	11121	1,985.70	Inventory Issue
11/12/2012	61910052	11121	2,106.18	Inventory Issue
11/12/2012	61910052	11121	1,316.25	Inventory Issue
11/12/2012	61910052	11121	227.67	Inventory Issue
11/12/2012	61910052	11121	259.50	Inventory Issue
11/12/2012	61910052	11121	5,428.81	Inventory Issue
11/13/2012	61910052	11121	135.18	Inventory Issue
11/13/2012	61910052	11121	411.72	Inventory Issue
11/13/2012	61910052	11121	448.41	Inventory Issue
11/13/2012	61910052	11121	515.90	Inventory Issue
11/14/2012	61910052	11121	1,724.57	Inventory Issue
11/14/2012	61910052	11121	380.80	Inventory Issue
11/14/2012	61910052	11121	151.25	Inventory Issue
11/14/2012	61910052	11121	47,848.00	Inventory Issue

DATE	BusUnit	Acct	Amount	Explanation
11/14/2012	61910052	11121	63.00	Inventory Issue
11/14/2012	61910052	11121	58.65	Inventory Issue
11/14/2012	61910052	11121	(185.23)	Inventory Issue
11/14/2012	61910052	11121	371.41	Inventory Issue
11/14/2012	61910052	11121	46.00	Inventory Issue
11/14/2012	61910052	11121	52.66	Inventory Issue
11/14/2012	61910052	11121	63.32	Inventory Issue
11/14/2012	61910052	11121	370.46	Inventory Issue
11/14/2012	61910052	11121	447.74	Inventory Issue
11/14/2012	61910052	11121	52.66	Inventory Issue
11/14/2012	61910052	11121	113.02	Inventory Issue
11/14/2012	61910052	11121	320.29	Inventory Issue
11/14/2012	61910052	11121	686.40	Inventory Issue
11/15/2012	61910052	11121	31.00	Inventory Issue
11/15/2012	61910052	11121	256.20	Inventory Issue
11/15/2012	61910052	11121	686.40	Inventory Issue
11/15/2012	61910052	11121	62.31	Inventory Issue
11/15/2012	61910052	11121	111.12	Inventory Issue
11/15/2012	61910052	11121	219.36	Inventory Issue
11/16/2012	61910052	11121	600.60	Inventory Issue
11/16/2012	61910052	11121	7,092.54	Inventory Issue
11/16/2012	61910052	11121	253.26	Inventory Issue
11/16/2012	61910052	11121	1,588.32	Inventory Issue
11/16/2012	61910052	11121	20.37	Inventory Issue
11/16/2012	61910052	11121	103.00	Inventory Issue
11/16/2012	61910052	11121	229.00	Inventory Issue
11/16/2012	61910052	11121	64.10	Inventory Issue
11/16/2012	61910052	11121	800.80	Inventory Issue
11/16/2012	61910052	11121	452.08	Inventory Issue
11/16/2012	61910052	11121	24.00	Inventory Issue
11/16/2012	61910052	11121	16.00	Inventory Issue
11/16/2012	61910052	11121	4,235.52	Inventory Issue
11/17/2012	61910052	11121	743.60	Inventory Issue
11/18/2012	61910052	11121	292.80	Inventory Issue
11/18/2012	61910052	11121	1,041.87	Inventory Issue
11/18/2012	61910052	11121	1,252.46	Inventory Issue
11/18/2012	61910052	11121	94.44	Inventory Issue
11/18/2012	61910052	11121	368.00	Inventory Issue
11/18/2012	61910052	11121	384.00	Inventory Issue
11/18/2012	61910052	11121	627.92	Inventory Issue
11/18/2012	61910052	11121	875.96	Inventory Issue
11/18/2012	61910052	11121	26.49	Inventory Issue
11/18/2012	61910052	11121	71.29	Inventory Issue
11/18/2012	61910052	11121	160.15	Inventory Issue
11/18/2012	61910052	11121	253.59	Inventory Issue
11/19/2012	61910052	11121	1,058.88	Inventory Issue
11/19/2012	61910052	11121	13.17	Inventory Issue
11/19/2012	61910052	11121	61.93	Inventory Issue
11/19/2012	61910052	11121	71.25	Inventory Issue
11/19/2012	61910052	11121	103.00	Inventory Issue
11/19/2012	61910052	11121	110.00	Inventory Issue
11/19/2012	61910052	11121	114.50	Inventory Issue
11/19/2012	61910052	11121	408.11	Inventory Issue
11/19/2012	61910052	11121	14.63	Inventory Issue
11/19/2012	61910052	11121	32.97	Inventory Issue
11/19/2012	61910052	11121	291.00	Inventory Issue
11/19/2012	61910052	11121	25.51	Inventory Issue
11/19/2012	61910052	11121	816.23	Inventory Issue
11/19/2012	61910052	11121	57.25	Inventory Issue
11/19/2012	61910052	11121	88.50	Inventory Issue
11/19/2012	61910052	11121	123.88	Inventory Issue
11/19/2012	61910052	11121	151.81	Inventory Issue
11/19/2012	61910052	11121	378.95	Inventory Issue
11/19/2012	61910052	11121	68.40	Inventory Issue
11/19/2012	61910052	11121	253.16	Inventory Issue
11/20/2012	61910052	11121	1,323.60	Inventory Issue
11/20/2012	61910052	11121	4,730.18	Inventory Issue

DATE	BusUnit	Acct	Amount	Explanation
11/20/2012	61910052	11121	54.84	Inventory Issue
11/20/2012	61910052	11121	51.50	Inventory Issue
11/20/2012	61910052	11121	93.00	Inventory Issue
11/21/2012	61910052	11121	128.00	Inventory Issue
11/21/2012	61910052	11121	743.60	Inventory Issue
11/21/2012	61910052	11121	1,392.22	Inventory Issue
11/21/2012	61910052	11121	132.00	Inventory Issue
11/21/2012	61910052	11121	165.17	Inventory Issue
11/21/2012	61910052	11121	252.93	Inventory Issue
11/21/2012	61910052	11121	1,194.40	Inventory Issue
11/21/2012	61910052	11121	3,250.00	Inventory Issue
11/21/2012	61910052	11121	57.05	Inventory Issue
11/23/2012	61910052	11121	15,269.75	Inventory Issue
11/23/2012	61910052	11121	472.20	Inventory Issue
11/23/2012	61910052	11121	1,372.80	Inventory Issue
11/24/2012	61910052	11121	428.34	Inventory Issue
11/24/2012	61910052	11121	1,043.39	Inventory Issue
11/24/2012	61910052	11121	1,343.17	Inventory Issue
11/24/2012	61910052	11121	1,534.84	Inventory Issue
11/24/2012	61910052	11121	350.40	Inventory Issue
11/24/2012	61910052	11121	32.00	Inventory Issue
11/24/2012	61910052	11121	35.50	Inventory Issue
11/24/2012	61910052	11121	54.27	Inventory Issue
11/24/2012	61910052	11121	58.99	Inventory Issue
11/24/2012	61910052	11121	63.99	Inventory Issue
11/24/2012	61910052	11121	228.67	Inventory Issue
11/24/2012	61910052	11121	264.00	Inventory Issue
11/24/2012	61910052	11121	283.90	Inventory Issue
11/24/2012	61910052	11121	185.32	Inventory Issue
11/24/2012	61910052	11121	493.46	Inventory Issue
11/24/2012	61910052	11121	3,412.50	Inventory Issue
11/24/2012	61910052	11121	111.73	Inventory Issue
11/24/2012	61910052	11121	172.32	Inventory Issue
11/24/2012	61910052	11121	192.45	Inventory Issue
11/25/2012	61910052	11121	960.75	Inventory Issue
11/25/2012	61910052	11121	12,881.66	Inventory Issue
11/25/2012	61910052	11121	1,493.00	Inventory Issue
11/25/2012	61910052	11121	1,998.56	Inventory Issue
11/25/2012	61910052	11121	6,506.50	Inventory Issue
11/25/2012	61910052	11121	127.98	Inventory Issue
11/14/2012	61910052	11121	43.77	Inventory Issue
11/14/2012	61910052	11121	139.70	Inventory Issue
11/14/2012	61910052	11121	31.96	Inventory Issue
11/19/2012	61910052	11121	64.00	Inventory Issue
11/19/2012	61910052	11121	75.87	Inventory Issue
11/24/2012	61910052	11121	66.00	Inventory Issue
11/25/2012	61910052	11121	586.24	Inventory Issue
11/25/2012	61910052	11121	660.00	Inventory Issue
11/25/2012	61910052	11121	738.30	Inventory Issue
11/25/2012	61910052	11121	2,889.60	Inventory Issue
11/25/2012	61910052	11121	72.42	Inventory Issue
11/25/2012	61910052	11121	122.03	Inventory Issue
11/26/2012	61910052	11121	36.92	Inventory Issue
11/26/2012	61910052	11121	72.00	Inventory Issue
11/26/2012	61910052	11121	12.07	Inventory Issue
11/26/2012	61910052	11121	20.68	Inventory Issue
11/26/2012	61910052	11121	32.35	Inventory Issue
11/26/2012	61910052	11121	9.00	Inventory Issue
11/26/2012	61910052	11121	15.13	Inventory Issue
11/26/2012	61910052	11121	24.45	Inventory Issue
11/26/2012	61910052	11121	25.75	Inventory Issue
11/26/2012	61910052	11121	31.00	Inventory Issue
11/26/2012	61910052	11121	372.09	Inventory Issue
11/26/2012	61910052	11121	17.02	Inventory Issue
11/26/2012	61910052	11121	270.84	Inventory Issue
11/26/2012	61910052	11121	166.80	Inventory Issue
11/27/2012	61910052	11121	553.61	Inventory Issue

DATE	BusUnit	Acct	Amount	Explanation
11/27/2012	61910052	11121	1,210.25	Inventory Issue
11/27/2012	61910052	11121	2,819.61	Inventory Issue
11/27/2012	61910052	11121	1,411.52	Inventory Issue
11/27/2012	61910052	11121	3,836.29	Inventory Issue
11/27/2012	61910052	11121	955.21	Inventory Issue
11/28/2012	61910052	11121	1,652.78	Inventory Issue
11/28/2012	61910052	11121	11,645.40	Inventory Issue
11/28/2012	61910052	11121	1,369.20	Inventory Issue
11/28/2012	61910052	11121	153.43	Inventory Issue
11/28/2012	61910052	11121	215.37	Inventory Issue
11/29/2012	61910052	11121	20,784.00	Inventory Issue
11/29/2012	61910052	11121	15,120.00	Inventory Issue
11/29/2012	61910052	11121	20,784.00	Inventory Issue
11/29/2012	61910052	11121	200.60	Inventory Issue
11/30/2012	61910052	11121	260.47	Inventory Issue
11/30/2012	61910052	11121	4,162.03	Inventory Issue
12/3/2012	61910052	11121	82.00	Inventory Issue
12/4/2012	61910052	11121	1,680.20	Inventory Issue
12/4/2012	61910052	11121	29,400.00	Inventory Issue
12/4/2012	61910052	11121	48.00	Inventory Issue
12/4/2012	61910052	11121	77.93	Inventory Issue
12/4/2012	61910052	11121	86.89	Inventory Issue
12/4/2012	61910052	11121	171.60	Inventory Issue
12/4/2012	61910052	11121	275.50	Inventory Issue
12/4/2012	61910052	11121	56.80	Inventory Issue
12/4/2012	61910052	11121	468.48	Inventory Issue
12/4/2012	61910052	11121	696.54	Inventory Issue
12/4/2012	61910052	11121	1,029.60	Inventory Issue
12/4/2012	61910052	11121	1,139.12	Inventory Issue
12/4/2012	61910052	11121	1,162.20	Inventory Issue
12/4/2012	61910052	11121	135.42	Inventory Issue
12/5/2012	61910052	11121	(1,007.34)	Inventory Issue
12/5/2012	61910052	11121	47.83	Inventory Issue
12/6/2012	61910052	11121	7,170.00	Inventory Issue
12/6/2012	61910052	11121	236.09	Inventory Issue
12/6/2012	61910052	11121	248.80	Inventory Issue
12/6/2012	61910052	11121	(2,847.56)	Inventory Issue
12/6/2012	61910052	11121	390.00	Inventory Issue
12/6/2012	61910052	11121	13,087.62	Inventory Issue
12/6/2012	61910052	11121	119.04	Inventory Issue
12/6/2012	61910052	11121	62.00	Inventory Issue
12/6/2012	61910052	11121	29.50	Inventory Issue
12/6/2012	61910052	11121	32.00	Inventory Issue
12/6/2012	61910052	11121	38.00	Inventory Issue
12/6/2012	61910052	11121	49.29	Inventory Issue
12/6/2012	61910052	11121	50.00	Inventory Issue
12/6/2012	61910052	11121	154.63	Inventory Issue
12/7/2012	61910052	11121	223.26	Inventory Issue
12/7/2012	61910052	11121	529.20	Inventory Issue
12/7/2012	61910052	11121	2,560.00	Inventory Issue
12/7/2012	61910052	11121	68.25	Inventory Issue
12/7/2012	61910052	11121	806.13	Inventory Issue
12/8/2012	61910052	11121	118.00	Inventory Issue
12/8/2012	61910052	11121	1,241.73	Inventory Issue
12/8/2012	61910052	11121	80.52	Inventory Issue
12/9/2012	61910052	11121	169.39	Inventory Issue
12/9/2012	61910052	11121	463.00	Inventory Issue
12/9/2012	61910052	11121	63.13	Inventory Issue
12/9/2012	61910052	11121	130.40	Inventory Issue
12/9/2012	61910052	11121	126.50	Inventory Issue
12/9/2012	61910052	11121	243.75	Inventory Issue
12/9/2012	61910052	11121	4,305.60	Inventory Issue
12/10/2012	61910052	11121	464.08	Inventory Issue
12/10/2012	61910052	11121	235.96	Inventory Issue
12/10/2012	61910052	11121	88.61	Inventory Issue
12/10/2012	61910052	11121	93.00	Inventory Issue
12/10/2012	61910052	11121	308.42	Inventory Issue

DATE	BusUnit	Acct	Amount	Explanation
12/10/2012	61910052	11121	(218.64)	Inventory Issue
12/10/2012	61910052	11121	1,002.53	Inventory Issue
12/10/2012	61910052	11121	23.74	Inventory Issue
12/11/2012	61910052	11121	95.66	Inventory Issue
12/11/2012	61910052	11121	238.08	Inventory Issue
12/11/2012	61910052	11121	74.49	Inventory Issue
11/11/2012	61910052	11121	(1,029.60)	Inventory Issue
11/15/2012	61910052	11121	(95.20)	Inventory Issue
11/18/2012	61910052	11121	1,144.00	Inventory Issue
11/19/2012	61910052	11121	53.70	Inventory Issue
11/26/2012	61910052	11121	1,076.98	Inventory Issue
11/29/2012	61910052	11121	346.14	Inventory Issue
12/4/2012	61910052	11121	705.60	Inventory Issue
12/11/2012	61910052	11121	24,248.00	Inventory Issue
12/11/2012	61910052	11121	130.40	Inventory Issue
12/11/2012	61910052	11121	(175.20)	Inventory Issue
12/12/2012	61910052	11121	23.74	Inventory Issue
12/12/2012	61910052	11121	151.78	Inventory Issue
12/12/2012	61910052	11121	309.26	Inventory Issue
12/12/2012	61910052	11121	401.21	Inventory Issue
12/12/2012	61910052	11121	154.77	Inventory Issue
12/12/2012	61910052	11121	219.00	Inventory Issue
12/12/2012	61910052	11121	267.00	Inventory Issue
12/13/2012	61910052	11121	3,981.25	Inventory Issue
12/13/2012	61910052	11121	5,192.04	Inventory Issue
12/13/2012	61910052	11121	44.79	Inventory Issue
12/13/2012	61910052	11121	87.76	Inventory Issue
12/13/2012	61910052	11121	200.60	Inventory Issue
12/13/2012	61910052	11121	444.80	Inventory Issue
12/13/2012	61910052	11121	403.06	Inventory Issue
12/13/2012	61910052	11121	17,607.70	Inventory Issue
12/13/2012	61910052	11121	27,712.00	Inventory Issue
12/14/2012	61910052	11121	5.22	Inventory Issue
12/14/2012	61910052	11121	98.56	Inventory Issue
12/14/2012	61910052	11121	63.25	Inventory Issue
12/15/2012	61910052	11121	5.56	Inventory Issue
12/15/2012	61910052	11121	12.09	Inventory Issue
12/15/2012	61910052	11121	152.63	Inventory Issue
12/16/2012	61910052	11121	86.92	Inventory Issue
12/16/2012	61910052	11121	327.54	Inventory Issue
12/17/2012	61910052	11121	149.17	Inventory Issue
12/17/2012	61910052	11121	51.50	Inventory Issue
12/17/2012	61910052	11121	127.98	Inventory Issue
12/17/2012	61910052	11121	235.96	Inventory Issue
12/17/2012	61910052	11121	708.86	Inventory Issue
12/18/2012	61910052	11121	43.80	Inventory Issue
12/18/2012	61910052	11121	60.25	Inventory Issue
12/19/2012	61910052	11121	16.05	Inventory Issue
12/19/2012	61910052	11121	161.36	Inventory Issue
12/19/2012	61910052	11121	10.99	Inventory Issue
12/20/2012	61910052	11121	243.75	Inventory Issue
12/20/2012	61910052	11121	28.90	Inventory Issue
12/20/2012	61910052	11121	60.85	Inventory Issue
12/20/2012	61910052	11121	31,261.32	Inventory Issue
12/20/2012	61910052	11121	334.34	Inventory Issue
12/20/2012	61910052	11121	31.00	Inventory Issue
12/20/2012	61910052	11121	31.00	Inventory Issue
12/24/2012	61910052	11121	2,877.53	Inventory Issue
12/27/2012	61910052	11121	125.17	Inventory Issue
12/27/2012	61910052	11121	746.50	Inventory Issue
12/27/2012	61910052	11121	123.75	Inventory Issue
12/27/2012	61910052	11121	62.64	Inventory Issue
12/27/2012	61910052	11121	91.20	Inventory Issue
12/27/2012	61910052	11121	125.17	Inventory Issue
12/27/2012	61910052	11121	463.00	Inventory Issue
12/28/2012	61910052	11121	343.00	Inventory Issue
12/28/2012	61910052	11121	3,412.50	Inventory Issue

DATE	BusUnit	Acct	Amount	Explanation
12/28/2012	61910052	11121	122.27	Inventory Issue
12/31/2012	61910052	11121	7.42	Inventory Issue
1/2/2013	61910052	11121	31.91	Inventory Issue
1/2/2013	61910052	11121	736.31	Inventory Issue
1/2/2013	61910052	11121	174.73	Inventory Issue
1/2/2013	61910052	11121	132.75	Inventory Issue
1/2/2013	61910052	11121	254.96	Inventory Issue
1/2/2013	61910052	11121	471.96	Inventory Issue
1/2/2013	61910052	11121	1,240.00	Inventory Issue
1/3/2013	61910052	11121	369.60	Inventory Issue
1/3/2013	61910052	11121	186.76	Inventory Issue
1/3/2013	61910052	11121	298.50	Inventory Issue
1/3/2013	61910052	11121	2,649.00	Inventory Issue
1/4/2013	61910052	11121	1,156.00	Inventory Issue
1/4/2013	61910052	11121	11.78	Inventory Issue
1/4/2013	61910052	11121	26.11	Inventory Issue
1/4/2013	61910052	11121	60.60	Inventory Issue
1/4/2013	61910052	11121	74.42	Inventory Issue
1/4/2013	61910052	11121	198.10	Inventory Issue
1/5/2013	61910052	11121	93.00	Inventory Issue
1/7/2013	61910052	11121	23.74	Inventory Issue
1/7/2013	61910052	11121	197.15	Inventory Issue
1/7/2013	61910052	11121	406.26	Inventory Issue
1/9/2013	61910052	11121	74.07	Inventory Issue
11/28/2012	61910052	11121	1,374.00	Inventory Issue
12/7/2012	61910052	11121	229.00	Inventory Issue
1/3/2013	61910052	11121	62.00	Inventory Issue
1/10/2013	61910052	11121	721.73	Inventory Issue
1/12/2013	61910052	11121	256.59	Inventory Issue
1/12/2013	61910052	11121	1,589.40	Inventory Issue
1/14/2013	61910052	11121	195.00	Inventory Issue
1/15/2013	61910052	11121	9,376.92	Inventory Issue
1/15/2013	61910052	11121	16,124.40	Inventory Issue
1/16/2013	61910052	11121	25.75	Inventory Issue
1/16/2013	61910052	11121	57.25	Inventory Issue
1/16/2013	61910052	11121	5.95	Inventory Issue
1/16/2013	61910052	11121	62.80	Inventory Issue
1/16/2013	61910052	11121	481.84	Inventory Issue
1/16/2013	61910052	11121	304.00	Inventory Issue
1/17/2013	61910052	11121	287.78	Inventory Issue
1/17/2013	61910052	11121	288.78	Inventory Issue
1/17/2013	61910052	11121	301.86	Inventory Issue
1/17/2013	61910052	11121	304.80	Inventory Issue
1/17/2013	61910052	11121	554.06	Inventory Issue
1/18/2013	61910052	11121	153.12	Inventory Issue
1/19/2013	61910052	11121	57.75	Inventory Issue
1/19/2013	61910052	11121	60.14	Inventory Issue
1/19/2013	61910052	11121	700.80	Inventory Issue
1/20/2013	61910052	11121	55.00	Inventory Issue
1/20/2013	61910052	11121	175.60	Inventory Issue
1/20/2013	61910052	11121	700.80	Inventory Issue
1/20/2013	61910052	11121	124.00	Inventory Issue
1/20/2013	61910052	11121	25.75	Inventory Issue
1/20/2013	61910052	11121	27.50	Inventory Issue
1/20/2013	61910052	11121	38.00	Inventory Issue
1/21/2013	61910052	11121	35.08	Inventory Issue
1/21/2013	61910052	11121	116.43	Inventory Issue
1/21/2013	61910052	11121	124.00	Inventory Issue
1/21/2013	61910052	11121	989.34	Inventory Issue
1/21/2013	61910052	11121	62.00	Inventory Issue
1/22/2013	61910052	11121	31.40	Inventory Issue
1/22/2013	61910052	11121	114.00	Inventory Issue
1/23/2013	61910052	11121	186.00	Inventory Issue
1/23/2013	61910052	11121	214.19	Inventory Issue
1/23/2013	61910052	11121	1,752.00	Inventory Issue
1/23/2013	61910052	11121	293.89	Inventory Issue
1/23/2013	61910052	11121	798.00	Inventory Issue

DATE	BusUnit	Acct	Amount	Explanation
1/23/2013	61910052	11121	804.16	Inventory Issue
1/23/2013	61910052	11121	45.85	Inventory Issue
1/23/2013	61910052	11121	49.76	Inventory Issue
1/25/2013	61910052	11121	21.16	Inventory Issue
1/25/2013	61910052	11121	266.74	Inventory Issue
1/26/2013	61910052	11121	12.19	Inventory Issue
1/26/2013	61910052	11121	22.08	Inventory Issue
1/30/2013	61910052	11121	76.56	Inventory Issue
1/30/2013	61910052	11121	121.70	Inventory Issue
1/30/2013	61910052	11121	157.83	Inventory Issue
1/30/2013	61910052	11121	8.29	Inventory Issue
1/30/2013	61910052	11121	40.73	Inventory Issue
1/30/2013	61910052	11121	182.84	Inventory Issue
1/31/2013	61910052	11121	12.44	Inventory Issue
1/31/2013	61910052	11121	34.81	Inventory Issue
1/31/2013	61910052	11121	171.75	Inventory Issue
2/1/2013	61910052	11121	11.04	Inventory Issue
2/5/2013	61910052	11121	447.90	Inventory Issue
2/5/2013	61910052	11121	114.50	Inventory Issue
2/5/2013	61910052	11121	1,471.90	Inventory Issue
2/6/2013	61910052	11121	463.00	Inventory Issue
2/6/2013	61910052	11121	25.81	Inventory Issue
2/6/2013	61910052	11121	48.62	Inventory Issue
2/6/2013	61910052	11121	49.35	Inventory Issue
2/6/2013	61910052	11121	59.49	Inventory Issue
2/7/2013	61910052	11121	616.83	Inventory Issue
2/7/2013	61910052	11121	447.90	Inventory Issue
2/10/2013	61910052	11121	14.79	Inventory Issue
2/11/2013	61910052	11121	169.42	Inventory Issue
2/11/2013	61910052	11121	1,780.20	Inventory Issue
2/12/2013	61910052	11121	6,566.00	Inventory Issue
2/13/2013	61910052	11121	671.85	Inventory Issue
2/16/2013	61910052	11121	11,729.52	Inventory Issue
2/17/2013	61910052	11121	5,834.06	Inventory Issue
2/17/2013	61910052	11121	709.08	Inventory Issue
2/17/2013	61910052	11121	755.51	Inventory Issue
2/17/2013	61910052	11121	4,559.29	Inventory Issue
2/17/2013	61910052	11121	1,408.00	Inventory Issue
2/17/2013	61910052	11121	3,296.87	Inventory Issue
2/19/2013	61910052	11121	3,896.91	Inventory Issue
2/19/2013	61910052	11121	18.57	Inventory Issue
2/19/2013	61910052	11121	99.08	Inventory Issue
2/19/2013	61910052	11121	18.57	Inventory Issue
2/19/2013	61910052	11121	497.84	Inventory Issue
2/19/2013	61910052	11121	721.75	Inventory Issue
2/19/2013	61910052	11121	2,333.80	Inventory Issue
11/12/2012	61910052	11121	695.15	Inventory Issue
11/14/2012	61910052	11121	35.50	Inventory Issue
11/15/2012	61910052	11121	96.00	Inventory Issue
11/16/2012	61910052	11121	660.00	Inventory Issue
11/19/2012	61910052	11121	117.00	Inventory Issue
11/24/2012	61910052	11121	367.70	Inventory Issue
11/27/2012	61910052	11121	896.13	Inventory Issue
12/4/2012	61910052	11121	771.04	Inventory Issue
12/9/2012	61910052	11121	403.06	Inventory Issue
12/28/2012	61910052	11121	458.00	Inventory Issue
1/14/2013	61910052	11121	57.25	Inventory Issue
2/11/2013	61910052	11121	103.68	Inventory Issue
2/16/2013	61910052	11121	24,034.05	Inventory Issue
12/13/2012	61910052	11121	(299.16)	Inventory Returns
2/10/2013	61910052	11121	(434.64)	Inventory Returns
2/10/2013	61910052	11121	(46.72)	Inventory Returns
2/11/2013	61910052	11121	(3,898.18)	Inventory Returns
2/11/2013	61910052	11121	(39.39)	Inventory Returns
2/12/2013	61910052	11121	(3,979.80)	Inventory Returns
2/16/2013	61910052	11121	(6,966.96)	Inventory Returns
2/16/2013	61910052	11121	(621.81)	Inventory Returns

DATE	BusUnit	Acct	Amount	Explanation
2/16/2013	61910052	11121	(241.02)	Inventory Returns
2/16/2013	61910052	11121	(3,492.50)	Inventory Returns
2/17/2013	61910052	11121	(11.80)	Inventory Returns
2/17/2013	61910052	11121	(755.20)	Inventory Returns
2/17/2013	61910052	11121	(1,330.95)	Inventory Returns
2/19/2013	61910052	11121	(222.60)	Inventory Returns
2/19/2013	61910052	11121	(497.84)	Inventory Returns
2/19/2013	61910052	11121	(119.66)	Inventory Returns
2/19/2013	61910052	11121	(328.16)	Inventory Returns
2/19/2013	61910052	11121	(497.84)	Inventory Returns
2/19/2013	61910052	11121	(497.84)	Inventory Returns
2/19/2013	61910052	11121	(119.66)	Inventory Returns
2/19/2013	61910052	11121	(386.00)	Inventory Returns
2/19/2013	61910052	11121	(74.29)	Inventory Returns
2/19/2013	61910052	11121	(78.93)	Inventory Returns
2/19/2013	61910052	11121	(100.22)	Inventory Returns
2/19/2013	61910052	11121	(523.69)	Inventory Returns
2/19/2013	61910052	11121	(545.75)	Inventory Returns
12/2/2012	61910052	11121	(215.36)	Inventory Returns
2/11/2013	61910052	11121	(2,560.00)	Inventory Returns
2/11/2013	61910052	11121	(573.57)	Inventory Returns
2/11/2013	61910052	11121	(27,192.02)	Inventory Returns
2/16/2013	61910052	11121	(12,176.40)	Inventory Returns
2/16/2013	61910052	11121	(1,911.99)	Inventory Returns
2/17/2013	61910052	11121	(656.75)	Inventory Returns
2/17/2013	61910052	11121	(951.52)	Inventory Returns
2/19/2013	61910052	11121	(119.66)	Inventory Returns
2/19/2013	61910052	11121	(472.68)	Inventory Returns
2/19/2013	61910052	11121	(7,341.38)	Inventory Returns
12/27/2012	61910052	11121	(1,202.25)	Inventory Returns
2/11/2013	61910052	11121	7,330.95	Inventory Returns
2/11/2013	61910052	11121	(707.61)	Inventory Returns
2/11/2013	61910052	11121	(12,472.32)	Inventory Returns
2/16/2013	61910052	11121	(105.82)	Inventory Returns
11/17/2012	61910052	11121	(693.39)	Inventory Returns
2/10/2013	61910052	11121	(271.40)	Inventory Returns
2/11/2013	61910052	11121	(7,330.95)	Inventory Returns
2/11/2013	61910052	11121	(1,839.71)	Inventory Returns
2/11/2013	61910052	11121	(2,736.00)	Inventory Returns
2/11/2013	61910052	11121	(3,543.45)	Inventory Returns
2/11/2013	61910052	11121	(14,215.76)	Inventory Returns
2/11/2013	61910052	11121	(1,228.25)	Inventory Returns
2/12/2013	61910052	11121	(13,689.39)	Inventory Returns
2/12/2013	61910052	11121	(6,566.00)	Inventory Returns
2/16/2013	61910052	11121	(313.30)	Inventory Returns
2/16/2013	61910052	11121	(353.26)	Inventory Returns
2/16/2013	61910052	11121	(819.89)	Inventory Returns
2/16/2013	61910052	11121	(989.75)	Inventory Returns
2/16/2013	61910052	11121	(1,104.03)	Inventory Returns
2/17/2013	61910052	11121	(837.00)	Inventory Returns
2/19/2013	61910052	11121	(472.68)	Inventory Returns
2/19/2013	61910052	11121	(46.98)	Inventory Returns
11/26/2012	61910052	11121	368.75	CENTRAL JERSEY SCREW & BOLT
1/2/2013	61910052	11121	390.00	LOUIS P CANUSO INC
11/20/2012	61910052	11121	7,327.80	MCJUNKIN REDMAN CORPORATION
11/29/2012	61910052	11121	7,823.40	MCJUNKIN REDMAN CORPORATION
11/30/2012	61910052	11121	4,778.00	CENTRAL JERSEY SCREW & BOLT
12/5/2012	61910052	11121	35,400.00	MCJUNKIN REDMAN CORPORATION
1/28/2013	61910052	11121	282.00	MCJUNKIN REDMAN CORPORATION
11/29/2012	61910052	11121	2,690.40	MCJUNKIN REDMAN CORPORATION
12/6/2012	61910052	11121	1,217.70	MCJUNKIN RED MAN CORPORATION
12/6/2012	61910052	11121	13,516.95	MCJUNKIN RED MAN CORPORATION
2/20/2013	61910052	11121	264.32	Inventory Issue
2/20/2013	61910052	11121	278.99	Inventory Issue
2/20/2013	61910052	11121	(1,201.50)	Inventory Issue
2/20/2013	61910052	11121	929.18	Inventory Issue
2/20/2013	61910052	11121	620.10	Inventory Issue

DATE	BusUnit	Acct	Amount	Explanation
2/22/2013	61910052	11121	213.00	Inventory Issue
2/24/2013	61910052	11121	294.41	Inventory Issue
2/24/2013	61910052	11121	1,504.98	Inventory Issue
2/25/2013	61910052	11121	25.00	Inventory Issue
2/25/2013	61910052	11121	327.76	Inventory Issue
2/26/2013	61910052	11121	2,493.07	Inventory Issue
3/18/2013	61910052	11121	562.25	Inventory Issue
3/21/2013	61910052	11121	447.90	Inventory Issue
3/26/2013	61910052	11121	5,541.74	Inventory Issue
2/20/2013	61910052	11121	14,706.25	Inventory Issue
2/20/2013	61910052	11121	2,133.76	Inventory Issue
2/20/2013	61910052	11121	(380.00)	Inventory Issue
2/24/2013	61910052	11121	35,318.94	Inventory Issue
2/24/2013	61910052	11121	362.00	Inventory Issue
2/25/2013	61910052	11121	29.23	Inventory Issue
2/25/2013	61910052	11121	49.49	Inventory Issue
3/21/2013	61910052	11121	447.90	Inventory Issue
3/25/2013	61910052	11121	2,366.64	Inventory Issue
2/19/2013	61910052	11121	625.23	Inventory Issue
2/20/2013	61910052	11121	272.41	Inventory Issue
2/20/2013	61910052	11121	346.00	Inventory Issue
2/20/2013	61910052	11121	359.53	Inventory Issue
2/20/2013	61910052	11121	742.50	Inventory Issue
2/20/2013	61910052	11121	1,201.50	Inventory Issue
2/20/2013	61910052	11121	918.00	Inventory Issue
2/20/2013	61910052	11121	182.74	Inventory Issue
2/20/2013	61910052	11121	133.67	Inventory Issue
2/21/2013	61910052	11121	136.66	Inventory Issue
2/24/2013	61910052	11121	189,654.20	Inventory Issue
2/24/2013	61910052	11121	627.61	Inventory Issue
2/24/2013	61910052	11121	755.31	Inventory Issue
2/25/2013	61910052	11121	20.27	Inventory Issue
2/25/2013	61910052	11121	204.91	Inventory Issue
2/25/2013	61910052	11121	42.29	Inventory Issue
2/25/2013	61910052	11121	64.92	Inventory Issue
2/25/2013	61910052	11121	144.62	Inventory Issue
3/21/2013	61910052	11121	435.76	Inventory Issue
3/21/2013	61910052	11121	10,196.08	Inventory Issue
3/25/2013	61910052	11121	59.58	Inventory Issue
11/12/2012	61910052	11121	10,408.10	Inventory Issue
2/20/2013	61910052	11121	383.10	Inventory Issue
2/20/2013	61910052	11121	918.69	Inventory Issue
2/20/2013	61910052	11121	1,141.25	Inventory Issue
2/20/2013	61910052	11121	2,075.27	Inventory Issue
2/20/2013	61910052	11121	33.46	Inventory Issue
2/20/2013	61910052	11121	128.10	Inventory Issue
2/20/2013	61910052	11121	608.16	Inventory Issue
2/20/2013	61910052	11121	360.00	Inventory Issue
2/20/2013	61910052	11121	844.62	Inventory Issue
2/20/2013	61910052	11121	553.27	Inventory Issue
2/20/2013	61910052	11121	(742.50)	Inventory Issue
2/20/2013	61910052	11121	(918.00)	Inventory Issue
2/20/2013	61910052	11121	3,905.00	Inventory Issue
2/20/2013	61910052	11121	22.81	Inventory Issue
2/21/2013	61910052	11121	128.00	Inventory Issue
2/24/2013	61910052	11121	25,759.05	Inventory Issue
2/25/2013	61910052	11121	17.05	Inventory Issue
2/25/2013	61910052	11121	1,757.96	Inventory Issue
2/25/2013	61910052	11121	371.49	Inventory Issue
2/25/2013	61910052	11121	9.83	Inventory Issue
2/25/2013	61910052	11121	967.11	Inventory Issue
2/25/2013	61910052	11121	1,098.80	Inventory Issue
3/18/2013	61910052	11121	899.00	Inventory Issue
3/21/2013	61910052	11121	24.24	Inventory Issue
3/21/2013	61910052	11121	274.19	Inventory Issue
3/25/2013	61910052	11121	456.75	Inventory Issue
2/20/2013	61910052	11121	(251.97)	Inventory Returns

DATE	BusUnit	Acct	Amount	Explanation
2/20/2013	61910052	11121	105.96	Inventory Returns
2/20/2013	61910052	11121	(1,201.50)	Inventory Returns
2/21/2013	61910052	11121	(126.20)	Inventory Returns
2/25/2013	61910052	11121	(156.60)	Inventory Returns
2/25/2013	61910052	11121	(414.18)	Inventory Returns
2/25/2013	61910052	11121	(17.08)	Inventory Returns
2/25/2013	61910052	11121	(26.76)	Inventory Returns
2/25/2013	61910052	11121	(164.52)	Inventory Returns
2/25/2013	61910052	11121	(32.29)	Inventory Returns
2/25/2013	61910052	11121	59.62	Inventory Returns
2/20/2013	61910052	11121	(205.00)	Inventory Returns
2/20/2013	61910052	11121	(2,039.92)	Inventory Returns
2/20/2013	61910052	11121	(2,267.12)	Inventory Returns
2/20/2013	61910052	11121	(182.73)	Inventory Returns
2/20/2013	61910052	11121	(45.24)	Inventory Returns
2/25/2013	61910052	11121	(459.79)	Inventory Returns
2/25/2013	61910052	11121	(27.93)	Inventory Returns
2/25/2013	61910052	11121	(2,172.45)	Inventory Returns
2/25/2013	61910052	11121	(30.25)	Inventory Returns
3/22/2013	61910052	11121	(631.44)	Inventory Returns
3/26/2013	61910052	11121	(1,659.18)	Inventory Returns
2/20/2013	61910052	11121	(211.92)	Inventory Returns
2/20/2013	61910052	11121	(1,320.00)	Inventory Returns
2/20/2013	61910052	11121	(45.63)	Inventory Returns
2/21/2013	61910052	11121	(1,411.63)	Inventory Returns
2/25/2013	61910052	11121	(23.79)	Inventory Returns
2/25/2013	61910052	11121	(47.58)	Inventory Returns
2/20/2013	61910052	11121	(11,417.19)	Inventory Returns
2/20/2013	61910052	11121	(2,267.12)	Inventory Returns
2/20/2013	61910052	11121	(578.00)	Inventory Returns
2/20/2013	61910052	11121	(742.50)	Inventory Returns
2/20/2013	61910052	11121	(918.00)	Inventory Returns
2/20/2013	61910052	11121	(620.10)	Inventory Returns
2/25/2013	61910052	11121	(27.93)	Inventory Returns
2/25/2013	61910052	11121	(18,621.00)	Inventory Returns
2/25/2013	61910052	11121	(158.84)	Inventory Returns
2/25/2013	61910052	11121	82.26	Inventory Returns
2/25/2013	61910052	11121	(164.52)	Inventory Returns
2/25/2013	61910052	11121	(81.94)	Inventory Returns
2/25/2013	61910052	11121	(119.23)	Inventory Returns
2/25/2013	61910052	11121	(163.88)	Inventory Returns
2/25/2013	61910052	11121	(126.26)	Inventory Returns
3/1/2013	61910052	11121	(4,167.74)	Inventory Returns
3/25/2013	61910052	11121	(2,941.96)	Inventory Returns
1/3/2013	61910052	11121	560.00	Inventory Issue
11/10/2012	61910052	11121	5,040.00	Inventory Issue
11/10/2012	61910052	11121	3,434.50	Inventory Issue
			<u>4,976,071.02</u>	
2/28/2013	61910052	11141	1,164.72	February AFUDC
1/31/2013	61910052	11141	1,416.78	AFUDC
12/31/2012	61910052	11141	111.26	AFUDC December
3/31/2013	61910052	11141	1,061.19	AFUDC
1/31/2013	61910052	11141	17.02	AFUDC
2/28/2013	61910052	11141	15.22	February AFUDC
12/31/2012	61910052	11141	20.34	AFUDC December
3/31/2013	61910052	11141	16.87	AFUDC
2/28/2013	61910052	11141	1.46	February AFUDC
3/31/2013	61910052	11141	1.61	AFUDC
12/31/2012	61910052	11141	1.85	AFUDC December
1/31/2013	61910052	11141	1.55	AFUDC
			<u>3,829.87</u>	
2/28/2013	61910052	11142	54,419.55	Stores Overhead
11/30/2012	61910052	11142	4,733.23	Stores Overhead

DATE	BusUnit	Acct	Amount	Explanation
3/31/2013	61910052	11142	2,944.94	Stores Overhead
11/30/2012	61910052	11142	3,853.90	Stores Overhead
1/31/2013	61910052	11142	14.39	Stores Overhead
11/30/2012	61910052	11143	63,382.15	Comapny Overheads
1/31/2013	61910052	11143	45,641.76	Company Overhead
2/28/2013	61910052	11143	(293,044.42)	Company Overheads
3/31/2013	61910052	11143	6,680.56	Company Overhead
12/31/2012	61910052	11143	799,184.48	Company Overhead
2/28/2013	61910052	11143	(2.92)	Company Overheads
11/30/2012	61910052	11143	11,826.49	Comapny Overheads
1/31/2013	61910052	11143	(128.24)	Company Overhead
			<u>699,505.87</u>	
2/28/2013	61910052	11150	140,248.46	Sandy Mutual Aid
2/28/2013	61910052	11150	1,920,000.00	Sandy Mutual Aid
12/15/2012	61910052	11150	28,710.00	GRAY SUPPLY CO
12/31/2012	61910052	11150	293,794.32	J F KIELY CONSTRUCTION CO
12/15/2012	61910052	11150	24,530.00	GRAY SUPPLY CO
1/15/2013	61910052	11150	5,000.00	GRAY SUPPLY CO
11/30/2012	61910052	11150	413,660.00	J F KIELY CONSTRUCTION CO
12/15/2012	61910052	11150	34,181.40	J F KIELY CONSTRUCTION CO
2/15/2013	61910052	11150	5,625.00	J F KIELY CONSTRUCTION CO
2/15/2013	61910052	11150	313.46	GRAY SUPPLY CO
1/30/2013	61910052	11150	20,550.00	GRAY SUPPLY CO
12/31/2012	61910052	11150	6,270.00	GRAY SUPPLY CO
1/30/2013	61910052	11150	23,460.00	J F KIELY CONSTRUCTION CO
12/15/2012	61910052	11150	27,060.00	GRAY SUPPLY CO
3/15/2013	61910052	11150	1,567.28	J F KIELY CONSTRUCTION CO
3/15/2013	61910052	11150	9,149.70	J F KIELY CONSTRUCTION CO
1/30/2013	61910052	11150	22,500.00	GRAY SUPPLY CO
12/31/2012	61910052	11150	20,550.00	GRAY SUPPLY CO
12/15/2012	61910052	11150	1,420.66	GRAY SUPPLY CO
12/15/2012	61910052	11150	28,600.00	GRAY SUPPLY CO
12/15/2012	61910052	11150	2,968.11	GRAY SUPPLY CO
12/15/2012	61910052	11150	390.60	GRAY SUPPLY CO
12/31/2012	61910052	11150	2,902.37	GRAY SUPPLY CO
11/30/2012	61910052	11150	28,093.94	J F KIELY CONSTRUCTION CO
12/15/2012	61910052	11150	27,940.00	GRAY SUPPLY CO
1/15/2013	61910052	11150	7,187.12	J F KIELY CONSTRUCTION CO
1/15/2013	61910052	11150	1,500.00	GRAY SUPPLY CO
1/15/2013	61910052	11150	23,700.00	GRAY SUPPLY CO
1/30/2013	61910052	11150	20,200.00	GRAY SUPPLY CO
2/15/2013	61910052	11150	17,739.53	J F KIELY CONSTRUCTION CO
12/31/2012	61910052	11150	27,995.00	GRAY SUPPLY CO
1/15/2013	61910052	11150	261.21	GRAY SUPPLY CO
12/31/2012	61910052	11150	28,435.00	GRAY SUPPLY CO
2/28/2013	61910052	11150	16,561.24	J F KIELY CONSTRUCTION CO
1/15/2013	61910052	11150	3,300.00	GRAY SUPPLY CO
11/30/2012	61910052	11150	1,207.50	GRAY SUPPLY CO
12/31/2012	61910052	11150	23,250.00	GRAY SUPPLY CO
1/15/2013	61910052	11150	23,350.00	GRAY SUPPLY CO
12/15/2012	61910052	11150	26,620.00	GRAY SUPPLY CO
11/30/2012	61910052	11150	1,207.50	GRAY SUPPLY CO
3/30/2013	61910052	11150	(2,097.89)	J F KIELY CONSTRUCTION CO
1/30/2013	61910052	11150	15,878.84	J F KIELY CONSTRUCTION CO
1/30/2013	61910052	11150	25,800.00	GRAY SUPPLY CO
11/30/2012	61910052	11150	88,595.00	J F KIELY CONSTRUCTION CO
12/15/2012	61910052	11150	24,090.00	GRAY SUPPLY CO
12/31/2012	61910052	11150	4,000.00	GRAY SUPPLY CO
12/15/2012	61910052	11150	26,565.00	GRAY SUPPLY CO
1/15/2013	61910052	11150	5,350.00	GRAY SUPPLY CO
1/15/2013	61910052	11150	9,550.00	GRAY SUPPLY CO
1/30/2013	61910052	11150	26.51	GRAY SUPPLY CO
1/30/2013	61910052	11150	9,200.00	GRAY SUPPLY CO
12/15/2012	61910052	11150	22,110.00	GRAY SUPPLY CO
12/15/2012	61910052	11150	30,296.37	J F KIELY CONSTRUCTION CO

DATE	BusUnit	Acct	Amount	Explanation
1/15/2013	61910052	11150	2,250.00	GRAY SUPPLY CO
2/15/2013	61910052	11150	292.70	J F KIELY CONSTRUCTION CO
2/15/2013	61910052	11150	11,520.00	J F KIELY CONSTRUCTION CO
1/15/2013	61910052	11150	98,195.77	J F KIELY CONSTRUCTION CO
1/15/2013	61910052	11150	37,609.43	J F KIELY CONSTRUCTION CO
2/28/2013	61910052	11150	1,500.00	J F KIELY CONSTRUCTION CO
1/15/2013	61910052	11150	6,900.00	GRAY SUPPLY CO
11/30/2012	61910052	11150	2,035.00	GRAY SUPPLY CO
1/15/2013	61910052	11150	1,036.03	J F KIELY CONSTRUCTION CO
12/31/2012	61910052	11150	15,015.00	GRAY SUPPLY CO
1/15/2013	61910052	11150	23,750.00	GRAY SUPPLY CO
2/28/2013	61910052	11150	2,078.78	J F KIELY CONSTRUCTION CO
12/15/2012	61910052	11150	29,535.00	GRAY SUPPLY CO
2/15/2013	61910052	11150	654.72	GRAY SUPPLY CO
12/15/2012	61910052	11150	47,970.00	J F KIELY CONSTRUCTION CO
12/31/2012	61910052	11150	2,140.89	GRAY SUPPLY CO
3/30/2013	61910052	11150	(1,446.43)	J F KIELY CONSTRUCTION CO
			<u>3,852,400.12</u>	
			<u>\$ 14,474,044.35</u>	

Summary of Super Storm Sandy Cost of Removal As of March 31, 2013

Type of Charges

NJNG Labor including overtime	\$ 170,110.56
Mutual Aid and Alliance Contractors	7,552,164.22
System Supplies - Material	884,954.38
Permits	26,180.00
Traffic Control	42,018.36
Company Overheads	964,282.25
Total Construction Costs	<u>\$ 9,639,709.77</u>

DATE	BusUnit	Acct	Amount	Explanation
12/2/2012	62910050	11410	\$ 18.14	Payroll Labor Distribution
1/13/2013	62910050	11410	227.20	Payroll Labor Distribution
1/27/2013	62910050	11410	519.52	Payroll Labor Distribution
2/3/2013	62910050	11410	71.56	Payroll Labor Distribution
2/3/2013	62910050	11410	957.12	Payroll Labor Distribution
2/17/2013	62910050	11410	345.78	Payroll Labor Distribution
2/24/2013	62910050	11410	276.90	Payroll Labor Distribution
3/3/2013	62910050	11410	573.69	Payroll Labor Distribution
3/10/2013	62910050	11410	103.90	Payroll Labor Distribution
3/17/2013	62910050	11410	35.50	Payroll Labor Distribution
3/24/2013	62910050	11410	72.77	Payroll Labor Distribution
1/20/2013	62910050	11410	217.26	Payroll Labor Distribution
1/20/2013	62910050	11410	305.30	Payroll Labor Distribution
1/27/2013	62910050	11410	1,887.91	Payroll Labor Distribution
2/10/2013	62910050	11410	496.37	Payroll Labor Distribution
2/24/2013	62910050	11410	220.10	Payroll Labor Distribution
3/3/2013	62910050	11410	120.40	Payroll Labor Distribution
3/3/2013	62910050	11410	596.93	Payroll Labor Distribution
1/13/2013	62910050	11410	26.63	Payroll Labor Distribution
1/13/2013	62910050	11410	143.42	Payroll Labor Distribution
1/27/2013	62910050	11410	362.50	Payroll Labor Distribution
2/3/2013	62910050	11410	426.00	Payroll Labor Distribution
3/10/2013	62910050	11410	1,514.87	Payroll Labor Distribution
11/11/2012	62910050	11410	530.44	Payroll Labor Distribution
11/11/2012	62910050	11410	2,109.93	Payroll Labor Distribution
11/11/2012	62910050	11410	2,635.04	Payroll Labor Distribution
11/11/2012	62910050	11410	3,853.27	Payroll Labor Distribution
11/18/2012	62910050	11410	1,463.42	Payroll Labor Distribution
11/25/2012	62910050	11410	944.26	Payroll Labor Distribution
11/25/2012	62910050	11410	1,343.20	Payroll Labor Distribution
11/25/2012	62910050	11410	2,374.56	Payroll Labor Distribution
12/2/2012	62910050	11410	158.87	Payroll Labor Distribution
12/2/2012	62910050	11410	1,466.48	Payroll Labor Distribution
11/18/2012	62910050	11410	201.50	Payroll Labor Distribution
12/9/2012	62910050	11410	1,730.40	Payroll Labor Distribution
12/16/2012	62910050	11410	106.50	Payroll Labor Distribution
12/23/2012	62910050	11410	728.92	Payroll Labor Distribution
1/1/2013	62910050	11410	45.16	Payroll Labor Distribution
1/1/2013	62910050	11410	119.28	Payroll Labor Distribution
1/13/2013	62910050	11410	994.00	Payroll Labor Distribution
1/20/2013	62910050	11410	1,434.71	Payroll Labor Distribution
1/27/2013	62910050	11410	57.51	Payroll Labor Distribution
2/3/2013	62910050	11410	437.84	Payroll Labor Distribution
2/17/2013	62910050	11410	303.08	Payroll Labor Distribution
2/24/2013	62910050	11410	475.19	Payroll Labor Distribution
2/24/2013	62910050	11410	643.24	Payroll Labor Distribution
3/3/2013	62910050	11410	3,883.95	Payroll Labor Distribution
3/10/2013	62910050	11410	5,294.06	Payroll Labor Distribution
3/17/2013	62910050	11410	2,229.90	Payroll Labor Distribution
12/2/2012	62910050	11410	212.84	Payroll Labor Distribution
12/2/2012	62910050	11410	476.80	Payroll Labor Distribution
12/9/2012	62910050	11410	861.30	Payroll Labor Distribution
12/16/2012	62910050	11410	213.02	Payroll Labor Distribution
12/16/2012	62910050	11410	376.30	Payroll Labor Distribution
12/23/2012	62910050	11410	211.79	Payroll Labor Distribution
1/6/2013	62910050	11410	55.51	Payroll Labor Distribution
1/6/2013	62910050	11410	166.30	Payroll Labor Distribution
1/6/2013	62910050	11410	259.52	Payroll Labor Distribution
1/13/2013	62910050	11410	860.08	Payroll Labor Distribution
1/20/2013	62910050	11410	684.81	Payroll Labor Distribution
1/27/2013	62910050	11410	912.92	Payroll Labor Distribution
1/27/2013	62910050	11410	2,223.31	Payroll Labor Distribution
2/3/2013	62910050	11410	926.90	Payroll Labor Distribution
2/10/2013	62910050	11410	41.72	Payroll Labor Distribution
2/10/2013	62910050	11410	691.41	Payroll Labor Distribution
2/17/2013	62910050	11410	208.46	Payroll Labor Distribution
3/3/2013	62910050	11410	4,081.40	Payroll Labor Distribution
3/3/2013	62910050	11410	9,569.02	Payroll Labor Distribution
3/10/2013	62910050	11410	17,641.63	Payroll Labor Distribution
3/24/2013	62910050	11410	4,246.54	Payroll Labor Distribution
11/11/2012	62910050	11410	789.97	Payroll Labor Distribution

DATE	BusUnit	Acct	Amount	Explanation
11/18/2012	62910050	11410	1,223.59	Payroll Labor Distribution
11/18/2012	62910050	11410	2,425.98	Payroll Labor Distribution
11/25/2012	62910050	11410	825.11	Payroll Labor Distribution
11/25/2012	62910050	11410	1,247.42	Payroll Labor Distribution
11/25/2012	62910050	11410	2,790.15	Payroll Labor Distribution
12/9/2012	62910050	11410	206.80	Payroll Labor Distribution
12/9/2012	62910050	11410	1,395.18	Payroll Labor Distribution
12/23/2012	62910050	11410	474.13	Payroll Labor Distribution
12/23/2012	62910050	11410	888.70	Payroll Labor Distribution
1/1/2013	62910050	11410	95.41	Payroll Labor Distribution
1/1/2013	62910050	11410	808.65	Payroll Labor Distribution
1/6/2013	62910050	11410	108.78	Payroll Labor Distribution
1/13/2013	62910050	11410	26.63	Payroll Labor Distribution
1/13/2013	62910050	11410	44.73	Payroll Labor Distribution
1/20/2013	62910050	11410	31.08	Payroll Labor Distribution
1/20/2013	62910050	11410	1,004.39	Payroll Labor Distribution
1/27/2013	62910050	11410	1,210.76	Payroll Labor Distribution
2/3/2013	62910050	11410	1,269.46	Payroll Labor Distribution
2/10/2013	62910050	11410	54.29	Payroll Labor Distribution
2/17/2013	62910050	11410	779.42	Payroll Labor Distribution
2/24/2013	62910050	11410	221.44	Payroll Labor Distribution
3/10/2013	62910050	11410	6,245.98	Payroll Labor Distribution
3/17/2013	62910050	11410	4,081.72	Payroll Labor Distribution
3/17/2013	62910050	11410	9,255.66	Payroll Labor Distribution
3/24/2013	62910050	11410	3,458.23	Payroll Labor Distribution
3/24/2013	62910050	11410	8,850.84	Payroll Labor Distribution
1/20/2013	62910050	11410	590.72	Payroll Labor Distribution
1/27/2013	62910050	11410	316.31	Payroll Labor Distribution
2/10/2013	62910050	11410	68.58	Payroll Labor Distribution
3/10/2013	62910050	11410	294.04	Payroll Labor Distribution
1/13/2013	62910050	11410	196.68	Payroll Labor Distribution
1/27/2013	62910050	11410	43.67	Payroll Labor Distribution
1/27/2013	62910050	11410	206.61	Payroll Labor Distribution
3/3/2013	62910050	11410	124.97	Payroll Labor Distribution
1/27/2013	62910050	11410	194.89	Payroll Labor Distribution
			<u>141,857.03</u>	
1/28/2013	62910050	11420	<u>4,040.00</u>	PRECISION PIPELINE SOLUTIONS
			4,040.00	
1/31/2013	62910050	11443	185.94	Company Overhead
2/28/2013	62910050	11443	356,647.50	Company Overheads
1/31/2013	62910050	11443	1,021.12	Company Overhead
12/31/2012	62910050	11443	5,115.03	Company Overhead
1/31/2013	62910050	11443	56,485.35	Company Overhead
3/31/2013	62910050	11443	30,375.74	Company Overhead
2/28/2013	62910050	11443	123,012.22	Company Overheads
11/30/2012	62910050	11443	5,295.18	Comapny Overheads
11/30/2012	62910050	11443	7,489.15	Comapny Overheads
3/31/2013	62910050	11443	338.88	Company Overhead
1/31/2013	62910050	11443	1,987.62	Company Overhead
12/31/2012	62910050	11443	1,491.56	Company Overhead
2/28/2013	62910050	11443	1,925.25	Company Overheads
11/30/2012	62910050	11443	501.99	Comapny Overheads
12/31/2012	62910050	11443	51.51	Company Overhead
1/31/2013	62910050	11443	372.65	Company Overhead
11/30/2012	62910050	11443	345.45	Comapny Overheads
12/31/2012	62910050	11443	53.17	Company Overhead
11/30/2012	62910050	11443	22,312.40	Comapny Overheads
1/31/2013	62910050	11443	38,267.27	Company Overhead
3/31/2013	62910050	11443	62,999.86	Company Overhead
12/31/2012	62910050	11443	17,264.28	Company Overhead
2/28/2013	62910050	11443	(100,419.83)	Company Overheads
12/31/2012	62910050	11443	155.16	Company Overhead
2/28/2013	62910050	11443	13,594.67	Company Overheads
11/30/2012	62910050	11443	306.01	Comapny Overheads
1/31/2013	62910050	11443	1,598.73	Company Overhead
3/31/2013	62910050	11443	2,798.45	Company Overhead
11/30/2012	62910050	11443	4,608.00	Comapny Overheads

DATE	BusUnit	Acct	Amount	Explanation
12/31/2012	62910050	11443	483.92	Company Overhead
1/31/2013	62910050	11443	1,799.60	Company Overhead
3/31/2013	62910050	11443	1,993.96	Company Overhead
2/28/2013	62910050	11443	16,953.44	Company Overheads
11/30/2012	62910050	11443	561.36	Comapny Overheads
12/31/2012	62910050	11443	239.15	Company Overhead
3/31/2013	62910050	11443	271.41	Company Overhead
1/31/2013	62910050	11443	(96.09)	Company Overhead
2/28/2013	62910050	11443	585.14	Company Overheads
			<u>678,972.20</u>	
2/27/2013	62910050	11420	761,893.62	PUBLIC SERVICE ELECT
1/15/2013	62910050	11450	2,080.00	J F KIELY CONSTRUCTION CO
11/30/2012	62910050	11450	2,750.00	GRAY SUPPLY CO
11/30/2012	62910050	11450	2,200.00	GRAY SUPPLY CO
11/30/2012	62910050	11450	520.00	J F KIELY CONSTRUCTION CO
11/30/2012	62910050	11450	520.00	J F KIELY CONSTRUCTION CO
11/30/2012	62910050	11450	520.00	J F KIELY CONSTRUCTION CO
11/30/2012	62910050	11450	390.00	J F KIELY CONSTRUCTION CO
11/30/2012	62910050	11450	520.00	J F KIELY CONSTRUCTION CO
12/15/2012	62910050	11450	935.00	GRAY SUPPLY CO
12/15/2012	62910050	11450	1,210.00	GRAY SUPPLY CO
12/15/2012	62910050	11450	495.00	GRAY SUPPLY CO
12/15/2012	62910050	11450	660.00	GRAY SUPPLY CO
12/15/2012	62910050	11450	390.00	J F KIELY CONSTRUCTION CO
12/15/2012	62910050	11450	390.00	J F KIELY CONSTRUCTION CO
12/15/2012	62910050	11450	585.00	J F KIELY CONSTRUCTION CO
12/15/2012	62910050	11450	390.00	J F KIELY CONSTRUCTION CO
12/15/2012	62910050	11450	585.00	J F KIELY CONSTRUCTION CO
12/15/2012	62910050	11450	780.00	J F KIELY CONSTRUCTION CO
12/15/2012	62910050	11450	780.00	J F KIELY CONSTRUCTION CO
12/15/2012	62910050	11450	780.00	J F KIELY CONSTRUCTION CO
12/15/2012	62910050	11450	650.00	J F KIELY CONSTRUCTION CO
12/15/2012	62910050	11450	780.00	J F KIELY CONSTRUCTION CO
12/15/2012	62910050	11450	1,040.00	J F KIELY CONSTRUCTION CO
12/15/2012	62910050	11450	910.00	J F KIELY CONSTRUCTION CO
12/15/2012	62910050	11450	1,365.00	J F KIELY CONSTRUCTION CO
12/15/2012	62910050	11450	520.00	J F KIELY CONSTRUCTION CO
12/15/2012	62910050	11450	520.00	J F KIELY CONSTRUCTION CO
12/15/2012	62910050	11450	1,485.00	GRAY SUPPLY CO
12/31/2012	62910050	11450	1,300.00	J F KIELY CONSTRUCTION CO
12/31/2012	62910050	11450	650.00	J F KIELY CONSTRUCTION CO
12/31/2012	62910050	11450	1,430.00	GRAY SUPPLY CO
12/31/2012	62910050	11450	1,485.00	GRAY SUPPLY CO
12/31/2012	62910050	11450	1,265.00	GRAY SUPPLY CO
12/31/2012	62910050	11450	1,155.00	GRAY SUPPLY CO
12/31/2012	62910050	11450	1,980.00	GRAY SUPPLY CO
12/31/2012	62910050	11450	1,980.00	GRAY SUPPLY CO
12/31/2012	62910050	11450	1,650.00	GRAY SUPPLY CO
12/31/2012	62910050	11450	390.00	J F KIELY CONSTRUCTION CO
12/31/2012	62910050	11450	260.00	J F KIELY CONSTRUCTION CO
12/31/2012	62910050	11450	390.00	J F KIELY CONSTRUCTION CO
12/31/2012	62910050	11450	390.00	J F KIELY CONSTRUCTION CO
12/31/2012	62910050	11450	845.00	J F KIELY CONSTRUCTION CO
12/31/2012	62910050	11450	520.00	J F KIELY CONSTRUCTION CO
12/31/2012	62910050	11450	1,040.00	J F KIELY CONSTRUCTION CO
12/31/2012	62910050	11450	1,300.00	J F KIELY CONSTRUCTION CO
12/31/2012	62910050	11450	1,300.00	J F KIELY CONSTRUCTION CO
12/31/2012	62910050	11450	1,150.00	GRAY SUPPLY CO
12/31/2012	62910050	11450	1,050.00	GRAY SUPPLY CO
12/31/2012	62910050	11450	1,040.00	J F KIELY CONSTRUCTION CO
12/31/2012	62910050	11450	1,040.00	J F KIELY CONSTRUCTION CO
12/31/2012	62910050	11450	1,040.00	J F KIELY CONSTRUCTION CO
12/31/2012	62910050	11450	1,300.00	J F KIELY CONSTRUCTION CO
12/31/2012	62910050	11450	715.00	J F KIELY CONSTRUCTION CO
12/31/2012	62910050	11450	1,040.00	J F KIELY CONSTRUCTION CO
12/31/2012	62910050	11450	585.00	J F KIELY CONSTRUCTION CO
12/31/2012	62910050	11450	1,040.00	J F KIELY CONSTRUCTION CO
12/31/2012	62910050	11450	780.00	J F KIELY CONSTRUCTION CO
12/31/2012	62910050	11450	585.00	J F KIELY CONSTRUCTION CO

DATE	BusUnit	Acct	Amount	Explanation
12/31/2012	62910050	11450	585.00	J F KIELY CONSTRUCTION CO
12/31/2012	62910050	11450	390.00	J F KIELY CONSTRUCTION CO
12/31/2012	62910050	11450	780.00	J F KIELY CONSTRUCTION CO
12/31/2012	62910050	11450	650.00	J F KIELY CONSTRUCTION CO
12/31/2012	62910050	11450	1,300.00	J F KIELY CONSTRUCTION CO
12/31/2012	62910050	11450	1,430.00	J F KIELY CONSTRUCTION CO
12/31/2012	62910050	11450	780.00	J F KIELY CONSTRUCTION CO
12/31/2012	62910050	11450	3,250.00	J F KIELY CONSTRUCTION CO
12/15/2012	62910050	11450	2,035.00	GRAY SUPPLY CO
12/15/2012	62910050	11450	2,310.00	GRAY SUPPLY CO
12/15/2012	62910050	11450	780.00	J F KIELY CONSTRUCTION CO
12/15/2012	62910050	11450	520.00	J F KIELY CONSTRUCTION CO
12/15/2012	62910050	11450	1,040.00	J F KIELY CONSTRUCTION CO
12/31/2012	62910050	11450	390.00	J F KIELY CONSTRUCTION CO
12/31/2012	62910050	11450	1,300.00	J F KIELY CONSTRUCTION CO
11/30/2012	62910050	11450	650.00	J F KIELY CONSTRUCTION CO
12/15/2012	62910050	11450	2,600.00	J F KIELY CONSTRUCTION CO
12/15/2012	62910050	11450	1,040.00	J F KIELY CONSTRUCTION CO
1/15/2013	62910050	11450	88.00	GRAY SUPPLY CO
1/15/2013	62910050	11450	200.00	GRAY SUPPLY CO
1/15/2013	62910050	11450	15.06	GRAY SUPPLY CO
1/15/2013	62910050	11450	(1,170.00)	J F KIELY CONSTRUCTION CO
1/15/2013	62910050	11450	(585.00)	J F KIELY CONSTRUCTION CO
1/15/2013	62910050	11450	520.00	J F KIELY CONSTRUCTION CO
1/15/2013	62910050	11450	1,450.00	GRAY SUPPLY CO
1/15/2013	62910050	11450	900.00	GRAY SUPPLY CO
1/15/2013	62910050	11450	950.00	GRAY SUPPLY CO
1/15/2013	62910050	11450	910.00	J F KIELY CONSTRUCTION CO
1/15/2013	62910050	11450	1,100.00	GRAY SUPPLY CO
1/15/2013	62910050	11450	1,950.00	J F KIELY CONSTRUCTION CO
1/15/2013	62910050	11450	975.00	J F KIELY CONSTRUCTION CO
1/15/2013	62910050	11450	975.00	J F KIELY CONSTRUCTION CO
1/15/2013	62910050	11450	1,950.00	J F KIELY CONSTRUCTION CO
1/15/2013	62910050	11450	1,430.00	J F KIELY CONSTRUCTION CO
1/15/2013	62910050	11450	520.00	J F KIELY CONSTRUCTION CO
1/15/2013	62910050	11450	780.00	J F KIELY CONSTRUCTION CO
1/15/2013	62910050	11450	-	J F KIELY CONSTRUCTION CO
1/15/2013	62910050	11450	1,625.00	J F KIELY CONSTRUCTION CO
1/15/2013	62910050	11450	1,300.00	J F KIELY CONSTRUCTION CO
1/15/2013	62910050	11450	1,040.00	J F KIELY CONSTRUCTION CO
1/15/2013	62910050	11450	1,300.00	J F KIELY CONSTRUCTION CO
11/30/2012	62910050	11450	650.00	J F KIELY CONSTRUCTION CO
12/15/2012	62910050	11450	2,035.00	GRAY SUPPLY CO
12/15/2012	62910050	11450	1,540.00	GRAY SUPPLY CO
12/31/2012	62910050	11450	520.00	J F KIELY CONSTRUCTION CO
1/15/2013	62910050	11450	1,750.00	GRAY SUPPLY CO
1/30/2013	62910050	11450	300.00	GRAY SUPPLY CO
1/30/2013	62910050	11450	67.07	GRAY SUPPLY CO
1/30/2013	62910050	11450	180.54	J F KIELY CONSTRUCTION CO
1/30/2013	62910050	11450	200.00	GRAY SUPPLY CO
1/30/2013	62910050	11450	480.00	J F KIELY CONSTRUCTION CO
1/30/2013	62910050	11450	349.11	J F KIELY CONSTRUCTION CO
1/30/2013	62910050	11450	1,600.00	GRAY SUPPLY CO
1/30/2013	62910050	11450	960.00	J F KIELY CONSTRUCTION CO
1/30/2013	62910050	11450	720.00	J F KIELY CONSTRUCTION CO
1/30/2013	62910050	11450	600.00	J F KIELY CONSTRUCTION CO
1/30/2013	62910050	11450	800.00	GRAY SUPPLY CO
1/30/2013	62910050	11450	850.00	GRAY SUPPLY CO
1/30/2013	62910050	11450	850.00	GRAY SUPPLY CO
1/30/2013	62910050	11450	600.00	J F KIELY CONSTRUCTION CO
11/30/2012	62910050	11450	520.00	J F KIELY CONSTRUCTION CO
12/15/2012	62910050	11450	1,155.00	GRAY SUPPLY CO
12/15/2012	62910050	11450	1,485.00	GRAY SUPPLY CO
12/15/2012	62910050	11450	770.00	GRAY SUPPLY CO
12/15/2012	62910050	11450	390.00	J F KIELY CONSTRUCTION CO
1/15/2013	62910050	11450	910.00	J F KIELY CONSTRUCTION CO
1/15/2013	62910050	11450	1,080.00	J F KIELY CONSTRUCTION CO
1/30/2013	62910050	11450	1,080.00	J F KIELY CONSTRUCTION CO
1/30/2013	62910050	11450	720.00	J F KIELY CONSTRUCTION CO
1/30/2013	62910050	11450	360.00	J F KIELY CONSTRUCTION CO
1/30/2013	62910050	11450	1,200.00	J F KIELY CONSTRUCTION CO

DATE	BusUnit	Acct	Amount	Explanation
1/30/2013	62910050	11450	1,800.00	J F KIELY CONSTRUCTION CO
1/30/2013	62910050	11450	840.00	J F KIELY CONSTRUCTION CO
1/30/2013	62910050	11450	960.00	J F KIELY CONSTRUCTION CO
1/30/2013	62910050	11450	360.00	J F KIELY CONSTRUCTION CO
1/30/2013	62910050	11450	720.00	J F KIELY CONSTRUCTION CO
1/30/2013	62910050	11450	720.00	J F KIELY CONSTRUCTION CO
1/30/2013	62910050	11450	1,404.23	J F KIELY CONSTRUCTION CO
1/30/2013	62910050	11450	720.00	J F KIELY CONSTRUCTION CO
1/30/2013	62910050	11450	960.00	J F KIELY CONSTRUCTION CO
1/30/2013	62910050	11450	1,200.00	J F KIELY CONSTRUCTION CO
1/30/2013	62910050	11450	360.00	J F KIELY CONSTRUCTION CO
1/30/2013	62910050	11450	180.00	J F KIELY CONSTRUCTION CO
1/30/2013	62910050	11450	1,080.00	J F KIELY CONSTRUCTION CO
1/30/2013	62910050	11450	360.00	J F KIELY CONSTRUCTION CO
11/30/2012	62910050	11450	390.00	J F KIELY CONSTRUCTION CO
11/30/2012	62910050	11450	780.00	J F KIELY CONSTRUCTION CO
1/30/2013	62910050	11450	960.00	J F KIELY CONSTRUCTION CO
1/30/2013	62910050	11450	1,170.00	J F KIELY CONSTRUCTION CO
1/30/2013	62910050	11450	420.00	J F KIELY CONSTRUCTION CO
1/30/2013	62910050	11450	960.00	J F KIELY CONSTRUCTION CO
1/30/2013	62910050	11450	720.00	J F KIELY CONSTRUCTION CO
1/30/2013	62910050	11450	1,500.00	GRAY SUPPLY CO
1/30/2013	62910050	11450	67.07	GRAY SUPPLY CO
12/15/2012	62910050	11450	440.00	GRAY SUPPLY CO
12/15/2012	62910050	11450	660.00	GRAY SUPPLY CO
12/15/2012	62910050	11450	520.00	J F KIELY CONSTRUCTION CO
1/15/2013	62910050	11450	975.00	J F KIELY CONSTRUCTION CO
1/15/2013	62910050	11450	1,950.00	J F KIELY CONSTRUCTION CO
2/15/2013	62910050	11450	142.39	GRAY SUPPLY CO
2/15/2013	62910050	11450	203.11	J F KIELY CONSTRUCTION CO
2/15/2013	62910050	11450	320.64	J F KIELY CONSTRUCTION CO
2/15/2013	62910050	11450	240.00	J F KIELY CONSTRUCTION CO
2/15/2013	62910050	11450	15.54	GRAY SUPPLY CO
2/15/2013	62910050	11450	625.00	J F KIELY CONSTRUCTION CO
2/15/2013	62910050	11450	625.00	J F KIELY CONSTRUCTION CO
2/15/2013	62910050	11450	625.00	J F KIELY CONSTRUCTION CO
2/15/2013	62910050	11450	750.00	J F KIELY CONSTRUCTION CO
2/15/2013	62910050	11450	1,000.00	J F KIELY CONSTRUCTION CO
2/15/2013	62910050	11450	750.00	J F KIELY CONSTRUCTION CO
2/15/2013	62910050	11450	244.23	GRAY SUPPLY CO
2/15/2013	62910050	11450	1,562.50	J F KIELY CONSTRUCTION CO
2/15/2013	62910050	11450	1,000.00	GRAY SUPPLY CO
2/15/2013	62910050	11450	1,050.00	GRAY SUPPLY CO
2/15/2013	62910050	11450	34.47	GRAY SUPPLY CO
2/15/2013	62910050	11450	34.46	GRAY SUPPLY CO
2/15/2013	62910050	11450	1,050.00	GRAY SUPPLY CO
2/15/2013	62910050	11450	1,050.00	GRAY SUPPLY CO
2/15/2013	62910050	11450	997.50	GRAY SUPPLY CO
11/30/2012	62910050	11450	1,300.00	J F KIELY CONSTRUCTION CO
12/15/2012	62910050	11450	1,155.00	GRAY SUPPLY CO
12/15/2012	62910050	11450	28.45	GRAY SUPPLY CO
12/31/2012	62910050	11450	1,595.00	GRAY SUPPLY CO
1/15/2013	62910050	11450	650.00	J F KIELY CONSTRUCTION CO
2/15/2013	62910050	11450	892.50	GRAY SUPPLY CO
2/15/2013	62910050	11450	480.00	J F KIELY CONSTRUCTION CO
2/15/2013	62910050	11450	997.50	GRAY SUPPLY CO
2/15/2013	62910050	11450	480.00	J F KIELY CONSTRUCTION CO
2/15/2013	62910050	11450	875.00	J F KIELY CONSTRUCTION CO
2/15/2013	62910050	11450	2,750.00	GRAY SUPPLY CO
2/15/2013	62910050	11450	490.00	J F KIELY CONSTRUCTION CO
2/15/2013	62910050	11450	240.00	J F KIELY CONSTRUCTION CO
2/15/2013	62910050	11450	240.00	J F KIELY CONSTRUCTION CO
2/15/2013	62910050	11450	360.00	J F KIELY CONSTRUCTION CO
2/15/2013	62910050	11450	480.00	J F KIELY CONSTRUCTION CO
2/15/2013	62910050	11450	1,000.00	J F KIELY CONSTRUCTION CO
2/15/2013	62910050	11450	1,000.00	J F KIELY CONSTRUCTION CO
2/15/2013	62910050	11450	750.00	J F KIELY CONSTRUCTION CO
2/15/2013	62910050	11450	360.00	J F KIELY CONSTRUCTION CO
11/30/2012	62910050	11450	520.00	J F KIELY CONSTRUCTION CO
12/15/2012	62910050	11450	780.00	J F KIELY CONSTRUCTION CO
12/31/2012	62910050	11450	2,015.00	J F KIELY CONSTRUCTION CO

DATE	BusUnit	Acct	Amount	Explanation
12/31/2012	62910050	11450	780.00	J F KIELY CONSTRUCTION CO
1/15/2013	62910050	11450	960.00	J F KIELY CONSTRUCTION CO
2/15/2013	62910050	11450	14.60	GRAY SUPPLY CO
12/15/2012	62910050	11450	845.00	J F KIELY CONSTRUCTION CO
12/15/2012	62910050	11450	585.00	J F KIELY CONSTRUCTION CO
1/15/2013	62910050	11450	200.00	GRAY SUPPLY CO
1/30/2013	62910050	11450	480.00	J F KIELY CONSTRUCTION CO
2/15/2013	62910050	11450	480.00	J F KIELY CONSTRUCTION CO
11/30/2012	62910050	11450	260.00	J F KIELY CONSTRUCTION CO
12/15/2012	62910050	11450	585.00	J F KIELY CONSTRUCTION CO
12/31/2012	62910050	11450	1,170.00	J F KIELY CONSTRUCTION CO
1/15/2013	62910050	11450	450.00	GRAY SUPPLY CO
1/30/2013	62910050	11450	960.00	J F KIELY CONSTRUCTION CO
1/30/2013	62910050	11450	480.00	J F KIELY CONSTRUCTION CO
2/28/2013	62910050	11450	2,000.00	J F KIELY CONSTRUCTION CO
2/28/2013	62910050	11450	1,750.00	J F KIELY CONSTRUCTION CO
2/28/2013	62910050	11450	1,250.00	J F KIELY CONSTRUCTION CO
2/28/2013	62910050	11450	500.00	J F KIELY CONSTRUCTION CO
2/28/2013	62910050	11450	750.00	J F KIELY CONSTRUCTION CO
2/28/2013	62910050	11450	750.00	J F KIELY CONSTRUCTION CO
2/28/2013	62910050	11450	1,125.00	J F KIELY CONSTRUCTION CO
2/28/2013	62910050	11450	840.00	GRAY SUPPLY CO
2/28/2013	62910050	11450	787.50	GRAY SUPPLY CO
12/15/2012	62910050	11450	390.00	J F KIELY CONSTRUCTION CO
12/15/2012	62910050	11450	780.00	J F KIELY CONSTRUCTION CO
12/15/2012	62910050	11450	780.00	J F KIELY CONSTRUCTION CO
12/31/2012	62910050	11450	1,625.00	J F KIELY CONSTRUCTION CO
12/31/2012	62910050	11450	780.00	J F KIELY CONSTRUCTION CO
12/31/2012	62910050	11450	1,300.00	J F KIELY CONSTRUCTION CO
12/31/2012	62910050	11450	1,375.00	GRAY SUPPLY CO
1/15/2013	62910050	11450	2,535.00	J F KIELY CONSTRUCTION CO
1/15/2013	62910050	11450	1,140.00	J F KIELY CONSTRUCTION CO
1/15/2013	62910050	11450	850.00	GRAY SUPPLY CO
1/30/2013	62910050	11450	67.40	GRAY SUPPLY CO
2/28/2013	62910050	11450	562.50	J F KIELY CONSTRUCTION CO
2/28/2013	62910050	11450	1,470.00	GRAY SUPPLY CO
2/28/2013	62910050	11450	1,680.00	GRAY SUPPLY CO
2/28/2013	62910050	11450	562.50	J F KIELY CONSTRUCTION CO
2/28/2013	62910050	11450	892.50	GRAY SUPPLY CO
2/28/2013	62910050	11450	997.50	GRAY SUPPLY CO
2/28/2013	62910050	11450	1,250.00	J F KIELY CONSTRUCTION CO
2/28/2013	62910050	11450	750.00	J F KIELY CONSTRUCTION CO
2/28/2013	62910050	11450	562.50	J F KIELY CONSTRUCTION CO
2/28/2013	62910050	11450	2,125.00	J F KIELY CONSTRUCTION CO
2/28/2013	62910050	11450	1,000.00	J F KIELY CONSTRUCTION CO
2/28/2013	62910050	11450	750.00	J F KIELY CONSTRUCTION CO
2/28/2013	62910050	11450	750.00	J F KIELY CONSTRUCTION CO
2/28/2013	62910050	11450	945.00	GRAY SUPPLY CO
2/28/2013	62910050	11450	892.50	GRAY SUPPLY CO
2/28/2013	62910050	11450	250.00	J F KIELY CONSTRUCTION CO
2/28/2013	62910050	11450	125.00	J F KIELY CONSTRUCTION CO
2/28/2013	62910050	11450	187.50	J F KIELY CONSTRUCTION CO
11/30/2012	62910050	11450	520.00	J F KIELY CONSTRUCTION CO
12/15/2012	62910050	11450	780.00	J F KIELY CONSTRUCTION CO
12/15/2012	62910050	11450	390.00	J F KIELY CONSTRUCTION CO
12/31/2012	62910050	11450	780.00	J F KIELY CONSTRUCTION CO
12/31/2012	62910050	11450	780.00	J F KIELY CONSTRUCTION CO
1/30/2013	62910050	11450	2,160.00	J F KIELY CONSTRUCTION CO
2/28/2013	62910050	11450	750.00	J F KIELY CONSTRUCTION CO
2/28/2013	62910050	11450	1,732.50	GRAY SUPPLY CO
12/15/2012	62910050	11450	780.00	J F KIELY CONSTRUCTION CO
1/15/2013	62910050	11450	1,920.00	J F KIELY CONSTRUCTION CO
1/30/2013	62910050	11450	720.00	J F KIELY CONSTRUCTION CO
1/30/2013	62910050	11450	480.00	J F KIELY CONSTRUCTION CO
1/30/2013	62910050	11450	360.00	J F KIELY CONSTRUCTION CO
2/28/2013	62910050	11450	3,435.36	J F KIELY CONSTRUCTION CO
2/28/2013	62910050	11450	1,050.00	GRAY SUPPLY CO
12/15/2012	62910050	11450	2,080.00	J F KIELY CONSTRUCTION CO
12/15/2012	62910050	11450	390.00	J F KIELY CONSTRUCTION CO
12/31/2012	62910050	11450	975.00	J F KIELY CONSTRUCTION CO
1/30/2013	62910050	11450	1,200.00	J F KIELY CONSTRUCTION CO

DATE	BusUnit	Acct	Amount	Explanation
2/28/2013	62910050	11450	1,875.00	J F KIELY CONSTRUCTION CO
12/15/2012	62910050	11450	1,040.00	J F KIELY CONSTRUCTION CO
12/15/2012	62910050	11450	780.00	J F KIELY CONSTRUCTION CO
12/31/2012	62910050	11450	1,365.00	J F KIELY CONSTRUCTION CO
12/31/2012	62910050	11450	1,150.00	GRAY SUPPLY CO
1/15/2013	62910050	11450	975.00	J F KIELY CONSTRUCTION CO
1/15/2013	62910050	11450	1,300.00	GRAY SUPPLY CO
1/30/2013	62910050	11450	950.00	GRAY SUPPLY CO
2/15/2013	62910050	11450	360.00	J F KIELY CONSTRUCTION CO
2/15/2013	62910050	11450	997.50	GRAY SUPPLY CO
11/30/2012	62910050	11450	2,860.00	J F KIELY CONSTRUCTION CO
12/15/2012	62910050	11450	660.00	GRAY SUPPLY CO
12/15/2012	62910050	11450	520.00	J F KIELY CONSTRUCTION CO
12/15/2012	62910050	11450	520.00	J F KIELY CONSTRUCTION CO
12/31/2012	62910050	11450	520.00	J F KIELY CONSTRUCTION CO
12/31/2012	62910050	11450	1,560.00	J F KIELY CONSTRUCTION CO
1/15/2013	62910050	11450	975.00	J F KIELY CONSTRUCTION CO
1/15/2013	62910050	11450	780.00	J F KIELY CONSTRUCTION CO
1/15/2013	62910050	11450	102.18	GRAY SUPPLY CO
2/15/2013	62910050	11450	240.00	J F KIELY CONSTRUCTION CO
2/15/2013	62910050	11450	960.00	J F KIELY CONSTRUCTION CO
2/15/2013	62910050	11450	1,050.00	GRAY SUPPLY CO
2/28/2013	62910050	11450	682.50	GRAY SUPPLY CO
3/15/2013	62910050	11450	14.51	GRAY SUPPLY CO
3/15/2013	62910050	11450	260.02	GRAY SUPPLY CO
3/15/2013	62910050	11450	2,500.00	J F KIELY CONSTRUCTION CO
3/15/2013	62910050	11450	750.00	J F KIELY CONSTRUCTION CO
3/15/2013	62910050	11450	1,000.00	J F KIELY CONSTRUCTION CO
3/15/2013	62910050	11450	250.00	J F KIELY CONSTRUCTION CO
3/15/2013	62910050	11450	1,250.00	J F KIELY CONSTRUCTION CO
3/15/2013	62910050	11450	577.50	GRAY SUPPLY CO
3/15/2013	62910050	11450	630.00	GRAY SUPPLY CO
3/15/2013	62910050	11450	630.00	GRAY SUPPLY CO
3/15/2013	62910050	11450	630.00	GRAY SUPPLY CO
3/15/2013	62910050	11450	125.00	J F KIELY CONSTRUCTION CO
3/15/2013	62910050	11450	1,500.00	J F KIELY CONSTRUCTION CO
3/15/2013	62910050	11450	1,625.00	J F KIELY CONSTRUCTION CO
3/15/2013	62910050	11450	937.50	J F KIELY CONSTRUCTION CO
3/15/2013	62910050	11450	250.00	J F KIELY CONSTRUCTION CO
3/15/2013	62910050	11450	630.00	GRAY SUPPLY CO
12/15/2012	62910050	11450	1,045.00	GRAY SUPPLY CO
12/15/2012	62910050	11450	1,170.00	J F KIELY CONSTRUCTION CO
12/31/2012	62910050	11450	585.00	J F KIELY CONSTRUCTION CO
12/31/2012	62910050	11450	1,040.00	J F KIELY CONSTRUCTION CO
12/31/2012	62910050	11450	975.00	J F KIELY CONSTRUCTION CO
1/30/2013	62910050	11450	840.00	J F KIELY CONSTRUCTION CO
1/30/2013	62910050	11450	480.00	J F KIELY CONSTRUCTION CO
2/28/2013	62910050	11450	750.00	J F KIELY CONSTRUCTION CO
2/28/2013	62910050	11450	500.00	J F KIELY CONSTRUCTION CO
2/28/2013	62910050	11450	787.50	GRAY SUPPLY CO
3/15/2013	62910050	11450	630.00	GRAY SUPPLY CO
3/15/2013	62910050	11450	630.00	GRAY SUPPLY CO
3/15/2013	62910050	11450	630.00	GRAY SUPPLY CO
3/15/2013	62910050	11450	630.00	GRAY SUPPLY CO
3/15/2013	62910050	11450	62.50	J F KIELY CONSTRUCTION CO
3/15/2013	62910050	11450	187.50	J F KIELY CONSTRUCTION CO
3/15/2013	62910050	11450	125.00	J F KIELY CONSTRUCTION CO
3/15/2013	62910050	11450	125.00	J F KIELY CONSTRUCTION CO
3/15/2013	62910050	11450	125.00	J F KIELY CONSTRUCTION CO
11/30/2012	62910050	11450	520.00	J F KIELY CONSTRUCTION CO
12/15/2012	62910050	11450	520.00	J F KIELY CONSTRUCTION CO
12/15/2012	62910050	11450	585.00	J F KIELY CONSTRUCTION CO
2/15/2013	62910050	11450	1,000.00	J F KIELY CONSTRUCTION CO
1/15/2013	62910050	11450	850.00	GRAY SUPPLY CO
2/28/2013	62910050	11450	787.50	GRAY SUPPLY CO
2/28/2013	62910050	11450	787.50	GRAY SUPPLY CO
3/15/2013	62910050	11450	630.00	GRAY SUPPLY CO
11/30/2012	62910050	11450	585.00	J F KIELY CONSTRUCTION CO
11/30/2012	62910050	11450	520.00	J F KIELY CONSTRUCTION CO
12/15/2012	62910050	11450	385.00	GRAY SUPPLY CO

DATE	BusUnit	Acct	Amount	Explanation
1/30/2013	62910050	11450	1,320.00	J F KIELY CONSTRUCTION CO
1/30/2013	62910050	11450	360.00	J F KIELY CONSTRUCTION CO
1/30/2013	62910050	11450	650.00	GRAY SUPPLY CO
1/30/2013	62910050	11450	300.00	GRAY SUPPLY CO
2/15/2013	62910050	11450	945.00	GRAY SUPPLY CO
2/28/2013	62910050	11450	750.00	J F KIELY CONSTRUCTION CO
2/28/2013	62910050	11450	750.00	J F KIELY CONSTRUCTION CO
2/28/2013	62910050	11450	630.00	GRAY SUPPLY CO
3/15/2013	62910050	11450	14.50	GRAY SUPPLY CO
3/30/2013	62910050	11450	606.30	J F KIELY CONSTRUCTION CO
3/30/2013	62910050	11450	780.00	J F KIELY CONSTRUCTION CO
3/30/2013	62910050	11450	750.00	J F KIELY CONSTRUCTION CO
3/30/2013	62910050	11450	116.39	GRAY SUPPLY CO
3/30/2013	62910050	11450	116.39	GRAY SUPPLY CO
3/30/2013	62910050	11450	1,625.00	J F KIELY CONSTRUCTION CO
3/30/2013	62910050	11450	1,000.00	J F KIELY CONSTRUCTION CO
3/30/2013	62910050	11450	937.50	J F KIELY CONSTRUCTION CO
3/30/2013	62910050	11450	937.50	J F KIELY CONSTRUCTION CO
3/30/2013	62910050	11450	1,375.00	J F KIELY CONSTRUCTION CO
3/30/2013	62910050	11450	1,437.50	J F KIELY CONSTRUCTION CO
3/30/2013	62910050	11450	682.50	GRAY SUPPLY CO
3/30/2013	62910050	11450	787.50	GRAY SUPPLY CO
3/30/2013	62910050	11450	682.50	GRAY SUPPLY CO
3/30/2013	62910050	11450	682.50	GRAY SUPPLY CO
3/30/2013	62910050	11450	735.00	GRAY SUPPLY CO
3/30/2013	62910050	11450	735.00	GRAY SUPPLY CO
3/30/2013	62910050	11450	210.00	GRAY SUPPLY CO
12/15/2012	62910050	11450	520.00	J F KIELY CONSTRUCTION CO
12/15/2012	62910050	11450	1,040.00	J F KIELY CONSTRUCTION CO
12/15/2012	62910050	11450	260.00	J F KIELY CONSTRUCTION CO
12/15/2012	62910050	11450	780.00	J F KIELY CONSTRUCTION CO
12/31/2012	62910050	11450	1,040.00	J F KIELY CONSTRUCTION CO
12/31/2012	62910050	11450	1,560.00	J F KIELY CONSTRUCTION CO
1/30/2013	62910050	11450	1,560.00	J F KIELY CONSTRUCTION CO
2/15/2013	62910050	11450	750.00	J F KIELY CONSTRUCTION CO
2/15/2013	62910050	11450	625.00	J F KIELY CONSTRUCTION CO
2/28/2013	62910050	11450	137.00	GRAY SUPPLY CO
3/15/2013	62910050	11450	2,750.00	J F KIELY CONSTRUCTION CO
3/15/2013	62910050	11450	125.00	J F KIELY CONSTRUCTION CO
3/30/2013	62910050	11450	812.50	J F KIELY CONSTRUCTION CO
3/30/2013	62910050	11450	500.00	J F KIELY CONSTRUCTION CO
3/30/2013	62910050	11450	750.00	J F KIELY CONSTRUCTION CO
3/30/2013	62910050	11450	630.00	GRAY SUPPLY CO
3/30/2013	62910050	11450	630.00	GRAY SUPPLY CO
3/30/2013	62910050	11450	630.00	GRAY SUPPLY CO
3/30/2013	62910050	11450	630.00	GRAY SUPPLY CO
3/30/2013	62910050	11450	210.00	GRAY SUPPLY CO
3/30/2013	62910050	11450	630.00	GRAY SUPPLY CO
3/30/2013	62910050	11450	1,500.00	J F KIELY CONSTRUCTION CO
11/30/2012	62910050	11450	780.00	J F KIELY CONSTRUCTION CO
11/30/2012	62910050	11450	1,815.00	GRAY SUPPLY CO
12/15/2012	62910050	11450	520.00	J F KIELY CONSTRUCTION CO
12/15/2012	62910050	11450	650.00	J F KIELY CONSTRUCTION CO
12/31/2012	62910050	11450	1,495.00	J F KIELY CONSTRUCTION CO
12/31/2012	62910050	11450	990.00	GRAY SUPPLY CO
1/15/2013	62910050	11450	1,625.00	J F KIELY CONSTRUCTION CO
1/30/2013	62910050	11450	27.13	GRAY SUPPLY CO
2/15/2013	62910050	11450	960.00	J F KIELY CONSTRUCTION CO
2/15/2013	62910050	11450	750.00	GRAY SUPPLY CO
2/15/2013	62910050	11450	700.00	GRAY SUPPLY CO
2/28/2013	62910050	11450	892.50	GRAY SUPPLY CO
3/15/2013	62910050	11450	630.00	GRAY SUPPLY CO
3/30/2013	62910050	11450	1,000.00	J F KIELY CONSTRUCTION CO
12/15/2012	62910050	11450	660.00	GRAY SUPPLY CO
12/15/2012	62910050	11450	520.00	J F KIELY CONSTRUCTION CO
1/30/2013	62910050	11450	840.00	J F KIELY CONSTRUCTION CO
2/15/2013	62910050	11450	1,050.00	GRAY SUPPLY CO
3/30/2013	62910050	11450	175.63	GRAY SUPPLY CO
3/30/2013	62910050	11450	997.50	GRAY SUPPLY CO
11/30/2012	62910050	11450	520.00	J F KIELY CONSTRUCTION CO
12/15/2012	62910050	11450	1,100.00	GRAY SUPPLY CO

DATE	BusUnit	Acct	Amount	Explanation
12/15/2012	62910050	11450	780.00	J F KIELY CONSTRUCTION CO
12/31/2012	62910050	11450	2,080.00	J F KIELY CONSTRUCTION CO
1/15/2013	62910050	11450	585.00	J F KIELY CONSTRUCTION CO
1/15/2013	62910050	11450	1,100.00	GRAY SUPPLY CO
1/30/2013	62910050	11450	960.00	J F KIELY CONSTRUCTION CO
2/15/2013	62910050	11450	480.00	J F KIELY CONSTRUCTION CO
2/28/2013	62910050	11450	892.50	GRAY SUPPLY CO
3/30/2013	62910050	11450	630.00	GRAY SUPPLY CO
3/30/2013	62910050	11450	787.50	GRAY SUPPLY CO
3/30/2013	62910050	11450	630.00	GRAY SUPPLY CO
11/30/2012	62910050	11450	780.00	J F KIELY CONSTRUCTION CO
11/30/2012	62910050	11450	2,310.00	GRAY SUPPLY CO
11/30/2012	62910050	11450	260.00	J F KIELY CONSTRUCTION CO
11/30/2012	62910050	11450	520.00	J F KIELY CONSTRUCTION CO
11/30/2012	62910050	11450	780.00	J F KIELY CONSTRUCTION CO
11/30/2012	62910050	11450	780.00	J F KIELY CONSTRUCTION CO
11/30/2012	62910050	11450	780.00	J F KIELY CONSTRUCTION CO
11/30/2012	62910050	11450	780.00	J F KIELY CONSTRUCTION CO
12/15/2012	62910050	11450	256.00	J F KIELY CONSTRUCTION CO
12/15/2012	62910050	11450	1,650.00	GRAY SUPPLY CO
12/15/2012	62910050	11450	1,485.00	GRAY SUPPLY CO
12/15/2012	62910050	11450	1,375.00	GRAY SUPPLY CO
12/15/2012	62910050	11450	1,870.00	GRAY SUPPLY CO
12/15/2012	62910050	11450	990.00	GRAY SUPPLY CO
12/15/2012	62910050	11450	1,375.00	GRAY SUPPLY CO
12/15/2012	62910050	11450	780.00	J F KIELY CONSTRUCTION CO
12/15/2012	62910050	11450	660.00	GRAY SUPPLY CO
12/15/2012	62910050	11450	390.00	J F KIELY CONSTRUCTION CO
12/15/2012	62910050	11450	2,530.00	GRAY SUPPLY CO
12/15/2012	62910050	11450	1,040.00	J F KIELY CONSTRUCTION CO
12/15/2012	62910050	11450	1,040.00	J F KIELY CONSTRUCTION CO
12/15/2012	62910050	11450	780.00	J F KIELY CONSTRUCTION CO
12/15/2012	62910050	11450	650.00	J F KIELY CONSTRUCTION CO
12/15/2012	62910050	11450	390.00	J F KIELY CONSTRUCTION CO
12/15/2012	62910050	11450	780.00	J F KIELY CONSTRUCTION CO
12/15/2012	62910050	11450	1,170.00	J F KIELY CONSTRUCTION CO
12/15/2012	62910050	11450	780.00	J F KIELY CONSTRUCTION CO
12/15/2012	62910050	11450	440.00	GRAY SUPPLY CO
12/15/2012	62910050	11450	585.00	J F KIELY CONSTRUCTION CO
12/15/2012	62910050	11450	1,300.00	J F KIELY CONSTRUCTION CO
12/15/2012	62910050	11450	520.00	J F KIELY CONSTRUCTION CO
12/15/2012	62910050	11450	650.00	J F KIELY CONSTRUCTION CO
11/30/2012	62910050	11450	390.00	J F KIELY CONSTRUCTION CO
12/31/2012	62910050	11450	880.00	GRAY SUPPLY CO
12/31/2012	62910050	11450	520.00	J F KIELY CONSTRUCTION CO
12/31/2012	62910050	11450	650.00	J F KIELY CONSTRUCTION CO
12/31/2012	62910050	11450	975.00	J F KIELY CONSTRUCTION CO
12/31/2012	62910050	11450	975.00	J F KIELY CONSTRUCTION CO
12/31/2012	62910050	11450	1,300.00	J F KIELY CONSTRUCTION CO
12/31/2012	62910050	11450	1,040.00	J F KIELY CONSTRUCTION CO
12/31/2012	62910050	11450	1,300.00	J F KIELY CONSTRUCTION CO
12/31/2012	62910050	11450	975.00	J F KIELY CONSTRUCTION CO
12/31/2012	62910050	11450	1,040.00	J F KIELY CONSTRUCTION CO
12/31/2012	62910050	11450	1,170.00	J F KIELY CONSTRUCTION CO
12/31/2012	62910050	11450	1,365.00	J F KIELY CONSTRUCTION CO
12/31/2012	62910050	11450	1,235.00	J F KIELY CONSTRUCTION CO
12/31/2012	62910050	11450	975.00	J F KIELY CONSTRUCTION CO
12/31/2012	62910050	11450	1,560.00	J F KIELY CONSTRUCTION CO
12/31/2012	62910050	11450	975.00	J F KIELY CONSTRUCTION CO
12/31/2012	62910050	11450	1,105.00	J F KIELY CONSTRUCTION CO
12/31/2012	62910050	11450	780.00	J F KIELY CONSTRUCTION CO
12/31/2012	62910050	11450	780.00	J F KIELY CONSTRUCTION CO
12/31/2012	62910050	11450	1,170.00	J F KIELY CONSTRUCTION CO
12/15/2012	62910050	11450	650.00	J F KIELY CONSTRUCTION CO
12/31/2012	62910050	11450	390.00	J F KIELY CONSTRUCTION CO
12/31/2012	62910050	11450	910.00	J F KIELY CONSTRUCTION CO
12/31/2012	62910050	11450	1,595.00	GRAY SUPPLY CO
1/15/2013	62910050	11450	200.00	GRAY SUPPLY CO
1/15/2013	62910050	11450	900.00	GRAY SUPPLY CO
1/15/2013	62910050	11450	900.00	GRAY SUPPLY CO
1/15/2013	62910050	11450	5,850.00	J F KIELY CONSTRUCTION CO

DATE	BusUnit	Acct	Amount	Explanation
1/15/2013	62910050	11450	1,365.00	J F KIELY CONSTRUCTION CO
1/15/2013	62910050	11450	1,430.00	J F KIELY CONSTRUCTION CO
1/15/2013	62910050	11450	1,950.00	J F KIELY CONSTRUCTION CO
1/15/2013	62910050	11450	960.00	J F KIELY CONSTRUCTION CO
1/15/2013	62910050	11450	1,300.00	J F KIELY CONSTRUCTION CO
1/15/2013	62910050	11450	1,300.00	J F KIELY CONSTRUCTION CO
1/15/2013	62910050	11450	650.00	J F KIELY CONSTRUCTION CO
1/15/2013	62910050	11450	780.00	J F KIELY CONSTRUCTION CO
1/15/2013	62910050	11450	1,950.00	J F KIELY CONSTRUCTION CO
1/15/2013	62910050	11450	2,015.00	J F KIELY CONSTRUCTION CO
1/15/2013	62910050	11450	2,400.00	J F KIELY CONSTRUCTION CO
12/15/2012	62910050	11450	520.00	J F KIELY CONSTRUCTION CO
12/31/2012	62910050	11450	1,040.00	J F KIELY CONSTRUCTION CO
1/15/2013	62910050	11450	1,300.00	J F KIELY CONSTRUCTION CO
12/31/2012	62910050	11450	585.00	J F KIELY CONSTRUCTION CO
1/30/2013	62910050	11450	200.00	GRAY SUPPLY CO
1/30/2013	62910050	11450	84.51	GRAY SUPPLY CO
1/30/2013	62910050	11450	1,170.00	J F KIELY CONSTRUCTION CO
1/30/2013	62910050	11450	720.00	J F KIELY CONSTRUCTION CO
1/30/2013	62910050	11450	720.00	J F KIELY CONSTRUCTION CO
1/30/2013	62910050	11450	1,440.00	J F KIELY CONSTRUCTION CO
1/30/2013	62910050	11450	1,320.00	J F KIELY CONSTRUCTION CO
1/30/2013	62910050	11450	1,200.00	J F KIELY CONSTRUCTION CO
1/30/2013	62910050	11450	513.63	GRAY SUPPLY CO
1/30/2013	62910050	11450	480.00	J F KIELY CONSTRUCTION CO
1/30/2013	62910050	11450	960.00	J F KIELY CONSTRUCTION CO
1/30/2013	62910050	11450	720.00	J F KIELY CONSTRUCTION CO
1/30/2013	62910050	11450	1,140.00	J F KIELY CONSTRUCTION CO
1/30/2013	62910050	11450	960.00	J F KIELY CONSTRUCTION CO
1/30/2013	62910050	11450	950.00	GRAY SUPPLY CO
1/30/2013	62910050	11450	960.00	J F KIELY CONSTRUCTION CO
1/30/2013	62910050	11450	1,080.00	J F KIELY CONSTRUCTION CO
1/30/2013	62910050	11450	720.00	J F KIELY CONSTRUCTION CO
1/30/2013	62910050	11450	360.00	J F KIELY CONSTRUCTION CO
1/30/2013	62910050	11450	720.00	J F KIELY CONSTRUCTION CO
1/30/2013	62910050	11450	360.00	J F KIELY CONSTRUCTION CO
1/30/2013	62910050	11450	1,140.00	J F KIELY CONSTRUCTION CO
1/30/2013	62910050	11450	180.00	J F KIELY CONSTRUCTION CO
11/30/2012	62910050	11450	2,365.00	GRAY SUPPLY CO
12/15/2012	62910050	11450	2,970.00	GRAY SUPPLY CO
12/31/2012	62910050	11450	780.00	J F KIELY CONSTRUCTION CO
12/31/2012	62910050	11450	780.00	J F KIELY CONSTRUCTION CO
1/15/2013	62910050	11450	(585.00)	J F KIELY CONSTRUCTION CO
1/30/2013	62910050	11450	540.00	J F KIELY CONSTRUCTION CO
1/30/2013	62910050	11450	1,440.00	J F KIELY CONSTRUCTION CO
11/30/2012	62910050	11450	520.00	J F KIELY CONSTRUCTION CO
11/30/2012	62910050	11450	520.00	J F KIELY CONSTRUCTION CO
12/15/2012	62910050	11450	1,870.00	GRAY SUPPLY CO
12/15/2012	62910050	11450	520.00	J F KIELY CONSTRUCTION CO
12/15/2012	62910050	11450	780.00	J F KIELY CONSTRUCTION CO
12/31/2012	62910050	11450	1,040.00	J F KIELY CONSTRUCTION CO
12/31/2012	62910050	11450	1,500.00	GRAY SUPPLY CO
1/30/2013	62910050	11450	269.19	J F KIELY CONSTRUCTION CO
1/30/2013	62910050	11450	750.00	GRAY SUPPLY CO
2/15/2013	62910050	11450	444.23	J F KIELY CONSTRUCTION CO
2/15/2013	62910050	11450	444.23	J F KIELY CONSTRUCTION CO
2/15/2013	62910050	11450	15.54	GRAY SUPPLY CO
2/15/2013	62910050	11450	21.64	GRAY SUPPLY CO
2/15/2013	62910050	11450	625.00	J F KIELY CONSTRUCTION CO
2/15/2013	62910050	11450	1,000.00	J F KIELY CONSTRUCTION CO
2/15/2013	62910050	11450	21.65	GRAY SUPPLY CO
2/15/2013	62910050	11450	1,000.00	J F KIELY CONSTRUCTION CO
2/15/2013	62910050	11450	237.83	J F KIELY CONSTRUCTION CO
2/15/2013	62910050	11450	1,200.00	GRAY SUPPLY CO
2/15/2013	62910050	11450	800.00	GRAY SUPPLY CO
2/15/2013	62910050	11450	950.00	GRAY SUPPLY CO
2/15/2013	62910050	11450	850.00	GRAY SUPPLY CO
2/15/2013	62910050	11450	892.50	GRAY SUPPLY CO
2/15/2013	62910050	11450	892.50	GRAY SUPPLY CO
2/15/2013	62910050	11450	900.00	GRAY SUPPLY CO
2/15/2013	62910050	11450	892.50	GRAY SUPPLY CO

DATE	BusUnit	Acct	Amount	Explanation
2/15/2013	62910050	11450	997.50	GRAY SUPPLY CO
2/15/2013	62910050	11450	892.50	GRAY SUPPLY CO
2/15/2013	62910050	11450	892.50	GRAY SUPPLY CO
2/15/2013	62910050	11450	480.00	J F KIELY CONSTRUCTION CO
2/15/2013	62910050	11450	960.00	J F KIELY CONSTRUCTION CO
2/15/2013	62910050	11450	945.00	GRAY SUPPLY CO
2/15/2013	62910050	11450	945.00	GRAY SUPPLY CO
2/15/2013	62910050	11450	840.00	GRAY SUPPLY CO
2/15/2013	62910050	11450	720.00	J F KIELY CONSTRUCTION CO
2/15/2013	62910050	11450	1,200.00	J F KIELY CONSTRUCTION CO
12/15/2012	62910050	11450	520.00	J F KIELY CONSTRUCTION CO
12/15/2012	62910050	11450	585.00	J F KIELY CONSTRUCTION CO
12/15/2012	62910050	11450	390.00	J F KIELY CONSTRUCTION CO
1/30/2013	62910050	11450	960.00	J F KIELY CONSTRUCTION CO
2/15/2013	62910050	11450	945.00	GRAY SUPPLY CO
2/15/2013	62910050	11450	480.00	J F KIELY CONSTRUCTION CO
2/15/2013	62910050	11450	480.00	J F KIELY CONSTRUCTION CO
2/15/2013	62910050	11450	360.00	J F KIELY CONSTRUCTION CO
2/15/2013	62910050	11450	240.00	J F KIELY CONSTRUCTION CO
2/15/2013	62910050	11450	240.00	J F KIELY CONSTRUCTION CO
2/15/2013	62910050	11450	750.00	J F KIELY CONSTRUCTION CO
2/15/2013	62910050	11450	480.00	J F KIELY CONSTRUCTION CO
2/15/2013	62910050	11450	500.00	J F KIELY CONSTRUCTION CO
2/15/2013	62910050	11450	1,000.00	J F KIELY CONSTRUCTION CO
2/15/2013	62910050	11450	480.00	J F KIELY CONSTRUCTION CO
2/15/2013	62910050	11450	1,080.00	J F KIELY CONSTRUCTION CO
2/15/2013	62910050	11450	720.00	J F KIELY CONSTRUCTION CO
11/30/2012	62910050	11450	585.00	J F KIELY CONSTRUCTION CO
12/15/2012	62910050	11450	990.00	GRAY SUPPLY CO
12/15/2012	62910050	11450	910.00	J F KIELY CONSTRUCTION CO
12/31/2012	62910050	11450	780.00	J F KIELY CONSTRUCTION CO
1/30/2013	62910050	11450	1,080.00	J F KIELY CONSTRUCTION CO
1/30/2013	62910050	11450	180.00	J F KIELY CONSTRUCTION CO
2/15/2013	62910050	11450	1,250.00	J F KIELY CONSTRUCTION CO
12/15/2012	62910050	11450	1,040.00	J F KIELY CONSTRUCTION CO
1/15/2013	62910050	11450	120.00	J F KIELY CONSTRUCTION CO
1/30/2013	62910050	11450	444.23	J F KIELY CONSTRUCTION CO
1/30/2013	62910050	11450	600.00	J F KIELY CONSTRUCTION CO
2/15/2013	62910050	11450	1,050.00	GRAY SUPPLY CO
2/28/2013	62910050	11450	453.11	J F KIELY CONSTRUCTION CO
2/28/2013	62910050	11450	287.80	J F KIELY CONSTRUCTION CO
2/28/2013	62910050	11450	3,000.00	J F KIELY CONSTRUCTION CO
11/15/2012	62910050	11450	1,040.00	J F KIELY CONSTRUCTION CO
11/30/2012	62910050	11450	2,640.00	GRAY SUPPLY CO
12/15/2012	62910050	11450	1,870.00	GRAY SUPPLY CO
12/31/2012	62910050	11450	585.00	J F KIELY CONSTRUCTION CO
12/31/2012	62910050	11450	1,300.00	J F KIELY CONSTRUCTION CO
12/31/2012	62910050	11450	975.00	J F KIELY CONSTRUCTION CO
12/31/2012	62910050	11450	1,430.00	GRAY SUPPLY CO
1/15/2013	62910050	11450	(260.00)	J F KIELY CONSTRUCTION CO
1/15/2013	62910050	11450	1,040.00	J F KIELY CONSTRUCTION CO
1/30/2013	62910050	11450	540.00	J F KIELY CONSTRUCTION CO
1/30/2013	62910050	11450	600.00	J F KIELY CONSTRUCTION CO
1/30/2013	62910050	11450	540.00	J F KIELY CONSTRUCTION CO
2/15/2013	62910050	11450	750.00	J F KIELY CONSTRUCTION CO
2/15/2013	62910050	11450	1,000.00	J F KIELY CONSTRUCTION CO
2/15/2013	62910050	11450	945.00	GRAY SUPPLY CO
2/28/2013	62910050	11450	1,500.00	J F KIELY CONSTRUCTION CO
2/28/2013	62910050	11450	2,125.00	J F KIELY CONSTRUCTION CO
2/28/2013	62910050	11450	1,875.00	J F KIELY CONSTRUCTION CO
2/28/2013	62910050	11450	1,750.00	J F KIELY CONSTRUCTION CO
2/28/2013	62910050	11450	1,560.36	J F KIELY CONSTRUCTION CO
2/28/2013	62910050	11450	520.12	J F KIELY CONSTRUCTION CO
2/28/2013	62910050	11450	750.00	J F KIELY CONSTRUCTION CO
2/28/2013	62910050	11450	750.00	J F KIELY CONSTRUCTION CO
2/28/2013	62910050	11450	787.50	GRAY SUPPLY CO
2/28/2013	62910050	11450	1,050.00	GRAY SUPPLY CO
2/28/2013	62910050	11450	562.50	J F KIELY CONSTRUCTION CO
2/28/2013	62910050	11450	682.50	GRAY SUPPLY CO
2/28/2013	62910050	11450	735.00	GRAY SUPPLY CO
2/28/2013	62910050	11450	1,000.00	J F KIELY CONSTRUCTION CO

DATE	BusUnit	Acct	Amount	Explanation
2/28/2013	62910050	11450	750.00	J F KIELY CONSTRUCTION CO
2/28/2013	62910050	11450	500.00	J F KIELY CONSTRUCTION CO
2/28/2013	62910050	11450	945.00	GRAY SUPPLY CO
2/28/2013	62910050	11450	787.50	GRAY SUPPLY CO
2/28/2013	62910050	11450	840.00	GRAY SUPPLY CO
2/28/2013	62910050	11450	1,250.00	J F KIELY CONSTRUCTION CO
2/28/2013	62910050	11450	1,000.00	J F KIELY CONSTRUCTION CO
2/28/2013	62910050	11450	375.00	J F KIELY CONSTRUCTION CO
2/28/2013	62910050	11450	945.00	GRAY SUPPLY CO
2/28/2013	62910050	11450	840.00	GRAY SUPPLY CO
2/28/2013	62910050	11450	682.50	GRAY SUPPLY CO
2/28/2013	62910050	11450	1,000.00	J F KIELY CONSTRUCTION CO
2/28/2013	62910050	11450	750.00	J F KIELY CONSTRUCTION CO
2/28/2013	62910050	11450	630.00	GRAY SUPPLY CO
2/28/2013	62910050	11450	210.00	GRAY SUPPLY CO
2/28/2013	62910050	11450	187.50	J F KIELY CONSTRUCTION CO
12/15/2012	62910050	11450	975.00	J F KIELY CONSTRUCTION CO
1/30/2013	62910050	11450	600.00	J F KIELY CONSTRUCTION CO
2/15/2013	62910050	11450	480.00	J F KIELY CONSTRUCTION CO
2/28/2013	62910050	11450	840.00	GRAY SUPPLY CO
11/30/2012	62910050	11450	650.00	J F KIELY CONSTRUCTION CO
11/30/2012	62910050	11450	2,530.00	GRAY SUPPLY CO
12/15/2012	62910050	11450	780.00	J F KIELY CONSTRUCTION CO
12/31/2012	62910050	11450	1,300.00	J F KIELY CONSTRUCTION CO
1/30/2013	62910050	11450	67.41	GRAY SUPPLY CO
12/15/2012	62910050	11450	520.00	J F KIELY CONSTRUCTION CO
1/15/2013	62910050	11450	520.00	J F KIELY CONSTRUCTION CO
1/30/2013	62910050	11450	480.00	J F KIELY CONSTRUCTION CO
3/15/2013	62910050	11450	25.27	GRAY SUPPLY CO
3/15/2013	62910050	11450	750.00	J F KIELY CONSTRUCTION CO
3/15/2013	62910050	11450	750.00	J F KIELY CONSTRUCTION CO
3/15/2013	62910050	11450	1,750.00	J F KIELY CONSTRUCTION CO
3/15/2013	62910050	11450	630.00	GRAY SUPPLY CO
3/15/2013	62910050	11450	125.00	J F KIELY CONSTRUCTION CO
3/15/2013	62910050	11450	62.50	J F KIELY CONSTRUCTION CO
3/15/2013	62910050	11450	250.00	J F KIELY CONSTRUCTION CO
3/15/2013	62910050	11450	630.00	GRAY SUPPLY CO
12/15/2012	62910050	11450	990.00	GRAY SUPPLY CO
12/15/2012	62910050	11450	520.00	J F KIELY CONSTRUCTION CO
12/31/2012	62910050	11450	520.00	J F KIELY CONSTRUCTION CO
2/15/2013	62910050	11450	1,250.00	J F KIELY CONSTRUCTION CO
2/28/2013	62910050	11450	750.00	J F KIELY CONSTRUCTION CO
3/15/2013	62910050	11450	247.69	GRAY SUPPLY CO
3/15/2013	62910050	11450	630.00	GRAY SUPPLY CO
3/15/2013	62910050	11450	125.00	J F KIELY CONSTRUCTION CO
3/15/2013	62910050	11450	562.50	J F KIELY CONSTRUCTION CO
3/15/2013	62910050	11450	875.00	J F KIELY CONSTRUCTION CO
3/15/2013	62910050	11450	250.00	J F KIELY CONSTRUCTION CO
3/15/2013	62910050	11450	250.00	J F KIELY CONSTRUCTION CO
3/15/2013	62910050	11450	62.50	J F KIELY CONSTRUCTION CO
3/15/2013	62910050	11450	630.00	GRAY SUPPLY CO
3/15/2013	62910050	11450	210.00	GRAY SUPPLY CO
3/15/2013	62910050	11450	630.00	GRAY SUPPLY CO
3/15/2013	62910050	11450	630.00	GRAY SUPPLY CO
3/15/2013	62910050	11450	630.00	GRAY SUPPLY CO
3/15/2013	62910050	11450	125.00	J F KIELY CONSTRUCTION CO
12/15/2012	62910050	11450	660.00	GRAY SUPPLY CO
12/31/2012	62910050	11450	2,080.00	J F KIELY CONSTRUCTION CO
1/15/2013	62910050	11450	1,560.00	J F KIELY CONSTRUCTION CO
1/15/2013	62910050	11450	2,275.00	J F KIELY CONSTRUCTION CO
1/30/2013	62910050	11450	480.00	J F KIELY CONSTRUCTION CO
1/30/2013	62910050	11450	600.00	J F KIELY CONSTRUCTION CO
1/30/2013	62910050	11450	360.00	J F KIELY CONSTRUCTION CO
2/15/2013	62910050	11450	480.00	J F KIELY CONSTRUCTION CO
3/15/2013	62910050	11450	207.21	J F KIELY CONSTRUCTION CO
3/15/2013	62910050	11450	630.00	GRAY SUPPLY CO
12/15/2012	62910050	11450	2,035.00	GRAY SUPPLY CO
12/15/2012	62910050	11450	650.00	J F KIELY CONSTRUCTION CO
1/30/2013	62910050	11450	720.00	J F KIELY CONSTRUCTION CO
1/30/2013	62910050	11450	850.00	GRAY SUPPLY CO
1/30/2013	62910050	11450	340.45	GRAY SUPPLY CO

DATE	BusUnit	Acct	Amount	Explanation
2/15/2013	62910050	11450	600.00	J F KIELY CONSTRUCTION CO
2/15/2013	62910050	11450	480.00	J F KIELY CONSTRUCTION CO
2/28/2013	62910050	11450	1,000.00	J F KIELY CONSTRUCTION CO
2/28/2013	62910050	11450	945.00	GRAY SUPPLY CO
3/15/2013	62910050	11450	125.00	J F KIELY CONSTRUCTION CO
3/15/2013	62910050	11450	630.00	GRAY SUPPLY CO
12/15/2012	62910050	11450	660.00	GRAY SUPPLY CO
12/15/2012	62910050	11450	390.00	J F KIELY CONSTRUCTION CO
12/31/2012	62910050	11450	1,040.00	J F KIELY CONSTRUCTION CO
12/31/2012	62910050	11450	2,640.00	GRAY SUPPLY CO
1/30/2013	62910050	11450	360.00	J F KIELY CONSTRUCTION CO
2/28/2013	62910050	11450	2,000.00	J F KIELY CONSTRUCTION CO
3/15/2013	62910050	11450	630.00	GRAY SUPPLY CO
1/15/2013	62910050	11450	975.00	J F KIELY CONSTRUCTION CO
1/15/2013	62910050	11450	1,200.00	GRAY SUPPLY CO
1/30/2013	62910050	11450	360.00	J F KIELY CONSTRUCTION CO
1/30/2013	62910050	11450	850.00	GRAY SUPPLY CO
2/15/2013	62910050	11450	480.00	J F KIELY CONSTRUCTION CO
3/15/2013	62910050	11450	630.00	GRAY SUPPLY CO
3/30/2013	62910050	11450	1,950.00	J F KIELY CONSTRUCTION CO
3/30/2013	62910050	11450	750.00	J F KIELY CONSTRUCTION CO
3/30/2013	62910050	11450	750.00	J F KIELY CONSTRUCTION CO
3/30/2013	62910050	11450	750.00	J F KIELY CONSTRUCTION CO
3/30/2013	62910050	11450	147.28	GRAY SUPPLY CO
3/30/2013	62910050	11450	147.28	GRAY SUPPLY CO
3/30/2013	62910050	11450	155.63	GRAY SUPPLY CO
3/30/2013	62910050	11450	230.24	J F KIELY CONSTRUCTION CO
3/30/2013	62910050	11450	230.24	J F KIELY CONSTRUCTION CO
3/30/2013	62910050	11450	630.00	GRAY SUPPLY CO
3/30/2013	62910050	11450	1,125.00	J F KIELY CONSTRUCTION CO
3/30/2013	62910050	11450	750.00	J F KIELY CONSTRUCTION CO
3/30/2013	62910050	11450	750.00	J F KIELY CONSTRUCTION CO
12/15/2012	62910050	11450	1,040.00	J F KIELY CONSTRUCTION CO
12/15/2012	62910050	11450	520.00	J F KIELY CONSTRUCTION CO
12/31/2012	62910050	11450	650.00	J F KIELY CONSTRUCTION CO
12/31/2012	62910050	11450	390.00	J F KIELY CONSTRUCTION CO
1/15/2013	62910050	11450	120.00	J F KIELY CONSTRUCTION CO
1/15/2013	62910050	11450	1,685.00	J F KIELY CONSTRUCTION CO
2/28/2013	62910050	11450	1,500.00	J F KIELY CONSTRUCTION CO
3/15/2013	62910050	11450	892.50	GRAY SUPPLY CO
3/30/2013	62910050	11450	1,187.50	J F KIELY CONSTRUCTION CO
3/30/2013	62910050	11450	1,000.00	J F KIELY CONSTRUCTION CO
3/30/2013	62910050	11450	1,000.00	J F KIELY CONSTRUCTION CO
3/30/2013	62910050	11450	375.00	J F KIELY CONSTRUCTION CO
3/30/2013	62910050	11450	682.50	GRAY SUPPLY CO
3/30/2013	62910050	11450	735.00	GRAY SUPPLY CO
3/30/2013	62910050	11450	735.00	GRAY SUPPLY CO
3/30/2013	62910050	11450	787.50	GRAY SUPPLY CO
3/30/2013	62910050	11450	682.50	GRAY SUPPLY CO
3/30/2013	62910050	11450	787.50	GRAY SUPPLY CO
3/30/2013	62910050	11450	682.50	GRAY SUPPLY CO
3/30/2013	62910050	11450	682.50	GRAY SUPPLY CO
3/30/2013	62910050	11450	1,125.00	J F KIELY CONSTRUCTION CO
3/30/2013	62910050	11450	1,562.50	J F KIELY CONSTRUCTION CO
3/30/2013	62910050	11450	630.00	GRAY SUPPLY CO
11/30/2012	62910050	11450	650.00	J F KIELY CONSTRUCTION CO
11/30/2012	62910050	11450	650.00	J F KIELY CONSTRUCTION CO
12/15/2012	62910050	11450	585.00	J F KIELY CONSTRUCTION CO
12/31/2012	62910050	11450	1,300.00	J F KIELY CONSTRUCTION CO
12/31/2012	62910050	11450	550.00	GRAY SUPPLY CO
12/31/2012	62910050	11450	1,760.00	GRAY SUPPLY CO
1/15/2013	62910050	11450	(585.00)	J F KIELY CONSTRUCTION CO
1/15/2013	62910050	11450	35.81	GRAY SUPPLY CO
1/30/2013	62910050	11450	720.00	J F KIELY CONSTRUCTION CO
1/30/2013	62910050	11450	200.00	GRAY SUPPLY CO
1/30/2013	62910050	11450	200.00	GRAY SUPPLY CO
3/30/2013	62910050	11450	1,000.00	J F KIELY CONSTRUCTION CO
3/30/2013	62910050	11450	630.00	GRAY SUPPLY CO
3/30/2013	62910050	11450	525.00	GRAY SUPPLY CO
3/30/2013	62910050	11450	630.00	GRAY SUPPLY CO
3/30/2013	62910050	11450	630.00	GRAY SUPPLY CO

DATE	BusUnit	Acct	Amount	Explanation
3/30/2013	62910050	11450	630.00	GRAY SUPPLY CO
3/30/2013	62910050	11450	630.00	GRAY SUPPLY CO
3/30/2013	62910050	11450	125.00	J F KIELY CONSTRUCTION CO
3/30/2013	62910050	11450	577.50	GRAY SUPPLY CO
3/30/2013	62910050	11450	630.00	GRAY SUPPLY CO
3/30/2013	62910050	11450	630.00	GRAY SUPPLY CO
3/30/2013	62910050	11450	125.00	J F KIELY CONSTRUCTION CO
3/30/2013	62910050	11450	682.50	GRAY SUPPLY CO
3/30/2013	62910050	11450	125.00	J F KIELY CONSTRUCTION CO
11/30/2012	62910050	11450	390.00	J F KIELY CONSTRUCTION CO
11/30/2012	62910050	11450	1,560.00	J F KIELY CONSTRUCTION CO
12/15/2012	62910050	11450	495.00	GRAY SUPPLY CO
1/15/2013	62910050	11450	1,300.00	J F KIELY CONSTRUCTION CO
1/15/2013	62910050	11450	1,170.00	J F KIELY CONSTRUCTION CO
1/30/2013	62910050	11450	540.00	J F KIELY CONSTRUCTION CO
2/15/2013	62910050	11450	1,000.00	J F KIELY CONSTRUCTION CO
2/15/2013	62910050	11450	625.00	J F KIELY CONSTRUCTION CO
3/15/2013	62910050	11450	125.00	J F KIELY CONSTRUCTION CO
11/30/2012	62910050	11450	1,235.00	J F KIELY CONSTRUCTION CO
11/30/2012	62910050	11450	2,640.00	GRAY SUPPLY CO
11/30/2012	62910050	11450	520.00	J F KIELY CONSTRUCTION CO
11/30/2012	62910050	11450	520.00	J F KIELY CONSTRUCTION CO
11/30/2012	62910050	11450	520.00	J F KIELY CONSTRUCTION CO
12/15/2012	62910050	11450	1,760.00	GRAY SUPPLY CO
12/15/2012	62910050	11450	1,100.00	GRAY SUPPLY CO
12/15/2012	62910050	11450	780.00	J F KIELY CONSTRUCTION CO
12/15/2012	62910050	11450	390.00	J F KIELY CONSTRUCTION CO
12/15/2012	62910050	11450	2,915.00	GRAY SUPPLY CO
12/15/2012	62910050	11450	2,805.00	GRAY SUPPLY CO
12/15/2012	62910050	11450	1,100.00	GRAY SUPPLY CO
12/15/2012	62910050	11450	1,045.00	GRAY SUPPLY CO
12/15/2012	62910050	11450	1,430.00	GRAY SUPPLY CO
12/15/2012	62910050	11450	660.00	GRAY SUPPLY CO
12/15/2012	62910050	11450	1,210.00	GRAY SUPPLY CO
12/15/2012	62910050	11450	780.00	J F KIELY CONSTRUCTION CO
12/15/2012	62910050	11450	390.00	J F KIELY CONSTRUCTION CO
12/15/2012	62910050	11450	780.00	J F KIELY CONSTRUCTION CO
12/15/2012	62910050	11450	520.00	J F KIELY CONSTRUCTION CO
12/15/2012	62910050	11450	650.00	J F KIELY CONSTRUCTION CO
12/15/2012	62910050	11450	520.00	J F KIELY CONSTRUCTION CO
12/15/2012	62910050	11450	520.00	J F KIELY CONSTRUCTION CO
12/15/2012	62910050	11450	1,040.00	J F KIELY CONSTRUCTION CO
12/15/2012	62910050	11450	520.00	J F KIELY CONSTRUCTION CO
12/15/2012	62910050	11450	780.00	J F KIELY CONSTRUCTION CO
12/15/2012	62910050	11450	390.00	J F KIELY CONSTRUCTION CO
12/31/2012	62910050	11450	1,210.00	GRAY SUPPLY CO
12/31/2012	62910050	11450	550.00	GRAY SUPPLY CO
12/31/2012	62910050	11450	715.00	GRAY SUPPLY CO
12/31/2012	62910050	11450	660.00	GRAY SUPPLY CO
12/31/2012	62910050	11450	2,695.00	GRAY SUPPLY CO
12/31/2012	62910050	11450	1,650.00	GRAY SUPPLY CO
12/31/2012	62910050	11450	520.00	J F KIELY CONSTRUCTION CO
12/31/2012	62910050	11450	1,150.00	GRAY SUPPLY CO
12/31/2012	62910050	11450	1,170.00	J F KIELY CONSTRUCTION CO
12/31/2012	62910050	11450	650.00	J F KIELY CONSTRUCTION CO
12/31/2012	62910050	11450	910.00	J F KIELY CONSTRUCTION CO
12/31/2012	62910050	11450	1,040.00	J F KIELY CONSTRUCTION CO
12/31/2012	62910050	11450	1,040.00	J F KIELY CONSTRUCTION CO
12/31/2012	62910050	11450	1,040.00	J F KIELY CONSTRUCTION CO
12/31/2012	62910050	11450	4,355.00	J F KIELY CONSTRUCTION CO
12/31/2012	62910050	11450	780.00	J F KIELY CONSTRUCTION CO
11/30/2012	62910050	11450	520.00	J F KIELY CONSTRUCTION CO
12/15/2012	62910050	11450	390.00	J F KIELY CONSTRUCTION CO
12/31/2012	62910050	11450	780.00	J F KIELY CONSTRUCTION CO
1/15/2013	62910050	11450	203.00	GRAY SUPPLY CO
1/15/2013	62910050	11450	13.18	GRAY SUPPLY CO
1/15/2013	62910050	11450	950.00	GRAY SUPPLY CO
1/15/2013	62910050	11450	1,100.00	GRAY SUPPLY CO
1/15/2013	62910050	11450	900.00	GRAY SUPPLY CO
1/15/2013	62910050	11450	950.00	GRAY SUPPLY CO
1/15/2013	62910050	11450	1,300.00	J F KIELY CONSTRUCTION CO

DATE	BusUnit	Acct	Amount	Explanation
1/15/2013	62910050	11450	845.00	J F KIELY CONSTRUCTION CO
1/15/2013	62910050	11450	1,300.00	GRAY SUPPLY CO
1/15/2013	62910050	11450	1,950.00	J F KIELY CONSTRUCTION CO
1/15/2013	62910050	11450	1,300.00	J F KIELY CONSTRUCTION CO
1/15/2013	62910050	11450	1,260.00	J F KIELY CONSTRUCTION CO
1/15/2013	62910050	11450	1,625.00	J F KIELY CONSTRUCTION CO
1/15/2013	62910050	11450	780.00	J F KIELY CONSTRUCTION CO
1/15/2013	62910050	11450	1,300.00	J F KIELY CONSTRUCTION CO
1/15/2013	62910050	11450	900.00	J F KIELY CONSTRUCTION CO
1/15/2013	62910050	11450	480.00	J F KIELY CONSTRUCTION CO
12/15/2012	62910050	11450	1,040.00	J F KIELY CONSTRUCTION CO
12/31/2012	62910050	11450	1,500.00	GRAY SUPPLY CO
1/15/2013	62910050	11450	780.00	J F KIELY CONSTRUCTION CO
1/15/2013	62910050	11450	1,320.00	J F KIELY CONSTRUCTION CO
1/15/2013	62910050	11450	1,100.00	GRAY SUPPLY CO
1/30/2013	62910050	11450	200.00	GRAY SUPPLY CO
1/30/2013	62910050	11450	293.38	J F KIELY CONSTRUCTION CO
1/30/2013	62910050	11450	1,440.00	J F KIELY CONSTRUCTION CO
1/30/2013	62910050	11450	720.00	J F KIELY CONSTRUCTION CO
1/30/2013	62910050	11450	1,200.00	J F KIELY CONSTRUCTION CO
1/30/2013	62910050	11450	360.00	J F KIELY CONSTRUCTION CO
1/30/2013	62910050	11450	1,380.00	J F KIELY CONSTRUCTION CO
1/30/2013	62910050	11450	750.00	GRAY SUPPLY CO
1/30/2013	62910050	11450	850.00	GRAY SUPPLY CO
1/30/2013	62910050	11450	900.00	J F KIELY CONSTRUCTION CO
1/30/2013	62910050	11450	720.00	J F KIELY CONSTRUCTION CO
1/30/2013	62910050	11450	960.00	J F KIELY CONSTRUCTION CO
1/30/2013	62910050	11450	480.00	J F KIELY CONSTRUCTION CO
1/30/2013	62910050	11450	720.00	J F KIELY CONSTRUCTION CO
1/30/2013	62910050	11450	1,200.00	J F KIELY CONSTRUCTION CO
1/30/2013	62910050	11450	720.00	J F KIELY CONSTRUCTION CO
1/30/2013	62910050	11450	480.00	J F KIELY CONSTRUCTION CO
1/30/2013	62910050	11450	360.00	J F KIELY CONSTRUCTION CO
1/30/2013	62910050	11450	840.00	J F KIELY CONSTRUCTION CO
1/30/2013	62910050	11450	720.00	J F KIELY CONSTRUCTION CO
1/30/2013	62910050	11450	1,020.00	J F KIELY CONSTRUCTION CO
1/30/2013	62910050	11450	360.00	J F KIELY CONSTRUCTION CO
1/30/2013	62910050	11450	300.00	J F KIELY CONSTRUCTION CO
12/15/2012	62910050	11450	1,375.00	GRAY SUPPLY CO
12/15/2012	62910050	11450	520.00	J F KIELY CONSTRUCTION CO
12/31/2012	62910050	11450	1,170.00	J F KIELY CONSTRUCTION CO
1/15/2013	62910050	11450	480.00	J F KIELY CONSTRUCTION CO
1/30/2013	62910050	11450	600.00	J F KIELY CONSTRUCTION CO
11/30/2012	62910050	11450	975.00	J F KIELY CONSTRUCTION CO
12/15/2012	62910050	11450	520.00	J F KIELY CONSTRUCTION CO
1/30/2013	62910050	11450	900.00	J F KIELY CONSTRUCTION CO
12/31/2012	62910050	11450	1,595.00	GRAY SUPPLY CO
2/15/2013	62910050	11450	4.88	GRAY SUPPLY CO
2/15/2013	62910050	11450	37.64	GRAY SUPPLY CO
2/15/2013	62910050	11450	22.24	GRAY SUPPLY CO
2/15/2013	62910050	11450	375.00	J F KIELY CONSTRUCTION CO
2/15/2013	62910050	11450	625.00	J F KIELY CONSTRUCTION CO
2/15/2013	62910050	11450	625.00	J F KIELY CONSTRUCTION CO
2/15/2013	62910050	11450	625.00	J F KIELY CONSTRUCTION CO
2/15/2013	62910050	11450	625.00	J F KIELY CONSTRUCTION CO
2/15/2013	62910050	11450	625.00	J F KIELY CONSTRUCTION CO
2/15/2013	62910050	11450	500.00	J F KIELY CONSTRUCTION CO
2/15/2013	62910050	11450	600.88	J F KIELY CONSTRUCTION CO
2/15/2013	62910050	11450	1,320.00	J F KIELY CONSTRUCTION CO
2/15/2013	62910050	11450	997.50	GRAY SUPPLY CO
2/15/2013	62910050	11450	850.00	GRAY SUPPLY CO
2/15/2013	62910050	11450	850.00	GRAY SUPPLY CO
2/15/2013	62910050	11450	1,575.00	GRAY SUPPLY CO
2/15/2013	62910050	11450	945.00	GRAY SUPPLY CO
2/15/2013	62910050	11450	14.51	GRAY SUPPLY CO
2/15/2013	62910050	11450	800.00	GRAY SUPPLY CO
2/15/2013	62910050	11450	720.00	J F KIELY CONSTRUCTION CO
2/15/2013	62910050	11450	1,050.00	GRAY SUPPLY CO
12/31/2012	62910050	11450	1,040.00	J F KIELY CONSTRUCTION CO
1/15/2013	62910050	11450	1,050.00	GRAY SUPPLY CO
1/30/2013	62910050	11450	720.00	J F KIELY CONSTRUCTION CO

DATE	BusUnit	Acct	Amount	Explanation
1/30/2013	62910050	11450	720.00	J F KIELY CONSTRUCTION CO
2/15/2013	62910050	11450	787.50	GRAY SUPPLY CO
2/15/2013	62910050	11450	22.25	GRAY SUPPLY CO
2/15/2013	62910050	11450	945.00	GRAY SUPPLY CO
2/15/2013	62910050	11450	480.00	J F KIELY CONSTRUCTION CO
2/15/2013	62910050	11450	480.00	J F KIELY CONSTRUCTION CO
2/15/2013	62910050	11450	360.00	J F KIELY CONSTRUCTION CO
2/15/2013	62910050	11450	360.00	J F KIELY CONSTRUCTION CO
2/15/2013	62910050	11450	360.00	J F KIELY CONSTRUCTION CO
2/15/2013	62910050	11450	480.00	J F KIELY CONSTRUCTION CO
2/15/2013	62910050	11450	360.00	J F KIELY CONSTRUCTION CO
2/15/2013	62910050	11450	480.00	J F KIELY CONSTRUCTION CO
2/15/2013	62910050	11450	480.00	J F KIELY CONSTRUCTION CO
2/15/2013	62910050	11450	500.00	J F KIELY CONSTRUCTION CO
2/15/2013	62910050	11450	812.50	J F KIELY CONSTRUCTION CO
2/15/2013	62910050	11450	360.00	J F KIELY CONSTRUCTION CO
2/15/2013	62910050	11450	540.00	J F KIELY CONSTRUCTION CO
2/15/2013	62910050	11450	937.50	J F KIELY CONSTRUCTION CO
11/30/2012	62910050	11450	520.00	J F KIELY CONSTRUCTION CO
11/30/2012	62910050	11450	780.00	J F KIELY CONSTRUCTION CO
12/15/2012	62910050	11450	260.00	J F KIELY CONSTRUCTION CO
12/31/2012	62910050	11450	1,755.00	J F KIELY CONSTRUCTION CO
12/31/2012	62910050	11450	1,365.00	J F KIELY CONSTRUCTION CO
1/30/2013	62910050	11450	850.00	GRAY SUPPLY CO
2/15/2013	62910050	11450	540.00	J F KIELY CONSTRUCTION CO
12/15/2012	62910050	11450	1,155.00	GRAY SUPPLY CO
12/15/2012	62910050	11450	660.00	GRAY SUPPLY CO
12/31/2012	62910050	11450	975.00	J F KIELY CONSTRUCTION CO
12/31/2012	62910050	11450	1,170.00	J F KIELY CONSTRUCTION CO
12/31/2012	62910050	11450	1,540.00	GRAY SUPPLY CO
1/30/2013	62910050	11450	360.00	J F KIELY CONSTRUCTION CO
1/30/2013	62910050	11450	1,000.00	GRAY SUPPLY CO
11/30/2012	62910050	11450	520.00	J F KIELY CONSTRUCTION CO
12/15/2012	62910050	11450	260.00	J F KIELY CONSTRUCTION CO
12/31/2012	62910050	11450	520.00	J F KIELY CONSTRUCTION CO
12/31/2012	62910050	11450	1,300.00	J F KIELY CONSTRUCTION CO
2/15/2013	62910050	11450	1,440.00	J F KIELY CONSTRUCTION CO
2/15/2013	62910050	11450	2,000.00	J F KIELY CONSTRUCTION CO
2/28/2013	62910050	11450	213.35	J F KIELY CONSTRUCTION CO
2/28/2013	62910050	11450	1,125.00	J F KIELY CONSTRUCTION CO
2/28/2013	62910050	11450	1,875.00	J F KIELY CONSTRUCTION CO
2/28/2013	62910050	11450	1,875.00	J F KIELY CONSTRUCTION CO
2/28/2013	62910050	11450	1,500.00	J F KIELY CONSTRUCTION CO
2/28/2013	62910050	11450	500.00	J F KIELY CONSTRUCTION CO
2/28/2013	62910050	11450	3,625.00	J F KIELY CONSTRUCTION CO
2/28/2013	62910050	11450	1,000.00	J F KIELY CONSTRUCTION CO
2/28/2013	62910050	11450	2,000.00	J F KIELY CONSTRUCTION CO
2/28/2013	62910050	11450	437.50	J F KIELY CONSTRUCTION CO
2/28/2013	62910050	11450	1,312.50	J F KIELY CONSTRUCTION CO
2/28/2013	62910050	11450	137.00	GRAY SUPPLY CO
2/28/2013	62910050	11450	892.50	GRAY SUPPLY CO
2/28/2013	62910050	11450	892.50	GRAY SUPPLY CO
2/28/2013	62910050	11450	945.00	GRAY SUPPLY CO
2/28/2013	62910050	11450	840.00	GRAY SUPPLY CO
2/28/2013	62910050	11450	787.50	GRAY SUPPLY CO
2/28/2013	62910050	11450	892.50	GRAY SUPPLY CO
2/28/2013	62910050	11450	1,050.00	GRAY SUPPLY CO
11/30/2012	62910050	11450	520.00	J F KIELY CONSTRUCTION CO
12/15/2012	62910050	11450	780.00	J F KIELY CONSTRUCTION CO
12/15/2012	62910050	11450	520.00	J F KIELY CONSTRUCTION CO
12/15/2012	62910050	11450	520.00	J F KIELY CONSTRUCTION CO
12/31/2012	62910050	11450	1,100.00	GRAY SUPPLY CO
2/15/2013	62910050	11450	1,000.00	GRAY SUPPLY CO
2/28/2013	62910050	11450	1,562.50	J F KIELY CONSTRUCTION CO
2/28/2013	62910050	11450	1,250.00	J F KIELY CONSTRUCTION CO
2/28/2013	62910050	11450	787.50	GRAY SUPPLY CO
2/28/2013	62910050	11450	1,102.50	GRAY SUPPLY CO
2/28/2013	62910050	11450	945.00	GRAY SUPPLY CO
2/28/2013	62910050	11450	945.00	GRAY SUPPLY CO
2/28/2013	62910050	11450	1,732.50	GRAY SUPPLY CO
2/28/2013	62910050	11450	562.50	J F KIELY CONSTRUCTION CO
2/28/2013	62910050	11450	1,250.00	J F KIELY CONSTRUCTION CO

DATE	BusUnit	Acct	Amount	Explanation
2/28/2013	62910050	11450	1,250.00	J F KIELY CONSTRUCTION CO
2/28/2013	62910050	11450	750.00	J F KIELY CONSTRUCTION CO
2/28/2013	62910050	11450	1,312.50	J F KIELY CONSTRUCTION CO
2/28/2013	62910050	11450	1,000.00	J F KIELY CONSTRUCTION CO
2/28/2013	62910050	11450	1,000.00	J F KIELY CONSTRUCTION CO
2/28/2013	62910050	11450	892.50	GRAY SUPPLY CO
2/28/2013	62910050	11450	1,000.00	J F KIELY CONSTRUCTION CO
2/28/2013	62910050	11450	687.50	J F KIELY CONSTRUCTION CO
2/28/2013	62910050	11450	892.50	GRAY SUPPLY CO
2/28/2013	62910050	11450	1,000.00	J F KIELY CONSTRUCTION CO
2/28/2013	62910050	11450	892.50	GRAY SUPPLY CO
2/28/2013	62910050	11450	682.50	GRAY SUPPLY CO
2/28/2013	62910050	11450	125.00	J F KIELY CONSTRUCTION CO
1/15/2013	62910050	11450	1,430.00	J F KIELY CONSTRUCTION CO
11/30/2012	62910050	11450	780.00	J F KIELY CONSTRUCTION CO
12/15/2012	62910050	11450	390.00	J F KIELY CONSTRUCTION CO
12/15/2012	62910050	11450	520.00	J F KIELY CONSTRUCTION CO
12/31/2012	62910050	11450	1,365.00	J F KIELY CONSTRUCTION CO
12/31/2012	62910050	11450	495.00	GRAY SUPPLY CO
1/15/2013	62910050	11450	(390.00)	J F KIELY CONSTRUCTION CO
1/15/2013	62910050	11450	1,320.00	J F KIELY CONSTRUCTION CO
1/30/2013	62910050	11450	720.00	J F KIELY CONSTRUCTION CO
1/30/2013	62910050	11450	900.00	J F KIELY CONSTRUCTION CO
2/15/2013	62910050	11450	360.00	J F KIELY CONSTRUCTION CO
2/28/2013	62910050	11450	1,250.00	J F KIELY CONSTRUCTION CO
12/15/2012	62910050	11450	585.00	J F KIELY CONSTRUCTION CO
12/31/2012	62910050	11450	780.00	J F KIELY CONSTRUCTION CO
1/15/2013	62910050	11450	1,365.00	J F KIELY CONSTRUCTION CO
1/30/2013	62910050	11450	720.00	J F KIELY CONSTRUCTION CO
2/15/2013	62910050	11450	1,125.00	J F KIELY CONSTRUCTION CO
2/28/2013	62910050	11450	145.12	J F KIELY CONSTRUCTION CO
12/15/2012	62910050	11450	660.00	GRAY SUPPLY CO
12/31/2012	62910050	11450	1,170.00	J F KIELY CONSTRUCTION CO
1/30/2013	62910050	11450	720.00	J F KIELY CONSTRUCTION CO
1/30/2013	62910050	11450	850.00	GRAY SUPPLY CO
2/15/2013	62910050	11450	600.00	J F KIELY CONSTRUCTION CO
2/28/2013	62910050	11450	750.00	J F KIELY CONSTRUCTION CO
3/15/2013	62910050	11450	14.51	GRAY SUPPLY CO
3/15/2013	62910050	11450	175.65	GRAY SUPPLY CO
12/15/2012	62910050	11450	1,100.00	GRAY SUPPLY CO
12/15/2012	62910050	11450	260.00	J F KIELY CONSTRUCTION CO
12/31/2012	62910050	11450	390.00	J F KIELY CONSTRUCTION CO
12/31/2012	62910050	11450	780.00	J F KIELY CONSTRUCTION CO
1/30/2013	62910050	11450	360.00	J F KIELY CONSTRUCTION CO
1/30/2013	62910050	11450	960.00	J F KIELY CONSTRUCTION CO
2/15/2013	62910050	11450	1,250.00	J F KIELY CONSTRUCTION CO
2/28/2013	62910050	11450	787.50	GRAY SUPPLY CO
2/28/2013	62910050	11450	840.00	GRAY SUPPLY CO
3/15/2013	62910050	11450	892.50	GRAY SUPPLY CO
3/15/2013	62910050	11450	892.50	GRAY SUPPLY CO
3/15/2013	62910050	11450	892.50	GRAY SUPPLY CO
3/15/2013	62910050	11450	892.50	GRAY SUPPLY CO
3/15/2013	62910050	11450	750.00	J F KIELY CONSTRUCTION CO
3/15/2013	62910050	11450	187.50	J F KIELY CONSTRUCTION CO
3/15/2013	62910050	11450	630.00	GRAY SUPPLY CO
3/15/2013	62910050	11450	630.00	GRAY SUPPLY CO
3/15/2013	62910050	11450	630.00	GRAY SUPPLY CO
3/15/2013	62910050	11450	630.00	GRAY SUPPLY CO
3/15/2013	62910050	11450	750.00	J F KIELY CONSTRUCTION CO
3/15/2013	62910050	11450	250.00	J F KIELY CONSTRUCTION CO
3/15/2013	62910050	11450	125.00	J F KIELY CONSTRUCTION CO
3/15/2013	62910050	11450	125.00	J F KIELY CONSTRUCTION CO
3/15/2013	62910050	11450	630.00	GRAY SUPPLY CO
3/15/2013	62910050	11450	630.00	GRAY SUPPLY CO
3/15/2013	62910050	11450	630.00	GRAY SUPPLY CO
3/15/2013	62910050	11450	562.50	J F KIELY CONSTRUCTION CO
3/15/2013	62910050	11450	125.00	J F KIELY CONSTRUCTION CO
3/15/2013	62910050	11450	125.00	J F KIELY CONSTRUCTION CO
3/15/2013	62910050	11450	630.00	GRAY SUPPLY CO
3/15/2013	62910050	11450	630.00	GRAY SUPPLY CO
3/15/2013	62910050	11450	125.00	J F KIELY CONSTRUCTION CO

DATE	BusUnit	Acct	Amount	Explanation
3/15/2013	62910050	11450	125.00	J F KIELY CONSTRUCTION CO
3/15/2013	62910050	11450	630.00	GRAY SUPPLY CO
12/15/2012	62910050	11450	1,625.00	J F KIELY CONSTRUCTION CO
12/31/2012	62910050	11450	520.00	J F KIELY CONSTRUCTION CO
1/15/2013	62910050	11450	1,300.00	GRAY SUPPLY CO
1/30/2013	62910050	11450	720.00	J F KIELY CONSTRUCTION CO
3/15/2013	62910050	11450	1,312.50	J F KIELY CONSTRUCTION CO
3/15/2013	62910050	11450	682.50	GRAY SUPPLY CO
3/15/2013	62910050	11450	630.00	GRAY SUPPLY CO
3/15/2013	62910050	11450	125.00	J F KIELY CONSTRUCTION CO
12/15/2012	62910050	11450	520.00	J F KIELY CONSTRUCTION CO
12/31/2012	62910050	11450	520.00	J F KIELY CONSTRUCTION CO
12/31/2012	62910050	11450	1,925.00	GRAY SUPPLY CO
1/15/2013	62910050	11450	260.00	J F KIELY CONSTRUCTION CO
1/30/2013	62910050	11450	2,640.00	J F KIELY CONSTRUCTION CO
1/30/2013	62910050	11450	360.00	J F KIELY CONSTRUCTION CO
1/30/2013	62910050	11450	72.43	GRAY SUPPLY CO
1/30/2013	62910050	11450	850.00	GRAY SUPPLY CO
2/15/2013	62910050	11450	892.50	GRAY SUPPLY CO
2/28/2013	62910050	11450	750.00	J F KIELY CONSTRUCTION CO
2/28/2013	62910050	11450	750.00	J F KIELY CONSTRUCTION CO
2/28/2013	62910050	11450	250.00	J F KIELY CONSTRUCTION CO
12/15/2012	62910050	11450	1,040.00	J F KIELY CONSTRUCTION CO
1/15/2013	62910050	11450	1,560.00	J F KIELY CONSTRUCTION CO
1/15/2013	62910050	11450	2,100.00	J F KIELY CONSTRUCTION CO
1/30/2013	62910050	11450	960.00	J F KIELY CONSTRUCTION CO
1/30/2013	62910050	11450	900.00	GRAY SUPPLY CO
2/15/2013	62910050	11450	625.00	J F KIELY CONSTRUCTION CO
2/15/2013	62910050	11450	900.00	GRAY SUPPLY CO
11/30/2012	62910050	11450	3,630.00	GRAY SUPPLY CO
1/15/2013	62910050	11450	1,430.00	J F KIELY CONSTRUCTION CO
1/15/2013	62910050	11450	975.00	J F KIELY CONSTRUCTION CO
1/30/2013	62910050	11450	720.00	J F KIELY CONSTRUCTION CO
1/30/2013	62910050	11450	513.63	GRAY SUPPLY CO
2/15/2013	62910050	11450	540.00	J F KIELY CONSTRUCTION CO
2/15/2013	62910050	11450	360.00	J F KIELY CONSTRUCTION CO
2/15/2013	62910050	11450	687.50	J F KIELY CONSTRUCTION CO
2/15/2013	62910050	11450	850.00	GRAY SUPPLY CO
2/28/2013	62910050	11450	562.50	J F KIELY CONSTRUCTION CO
2/28/2013	62910050	11450	750.00	J F KIELY CONSTRUCTION CO
3/15/2013	62910050	11450	125.00	J F KIELY CONSTRUCTION CO
3/30/2013	62910050	11450	149.50	GRAY SUPPLY CO
3/30/2013	62910050	11450	735.00	GRAY SUPPLY CO
3/30/2013	62910050	11450	89.06	GRAY SUPPLY CO
11/30/2012	62910050	11450	585.00	J F KIELY CONSTRUCTION CO
12/31/2012	62910050	11450	1,040.00	J F KIELY CONSTRUCTION CO
12/31/2012	62910050	11450	1,540.00	GRAY SUPPLY CO
1/15/2013	62910050	11450	1,625.00	J F KIELY CONSTRUCTION CO
1/15/2013	62910050	11450	1,320.00	J F KIELY CONSTRUCTION CO
1/30/2013	62910050	11450	268.27	GRAY SUPPLY CO
1/30/2013	62910050	11450	100.60	GRAY SUPPLY CO
1/30/2013	62910050	11450	200.00	GRAY SUPPLY CO
2/15/2013	62910050	11450	720.00	J F KIELY CONSTRUCTION CO
2/15/2013	62910050	11450	900.00	J F KIELY CONSTRUCTION CO
3/30/2013	62910050	11450	116.39	GRAY SUPPLY CO
3/30/2013	62910050	11450	228.66	GRAY SUPPLY CO
3/30/2013	62910050	11450	174.09	GRAY SUPPLY CO
3/30/2013	62910050	11450	174.09	GRAY SUPPLY CO
3/30/2013	62910050	11450	750.00	J F KIELY CONSTRUCTION CO
3/30/2013	62910050	11450	750.00	J F KIELY CONSTRUCTION CO
3/30/2013	62910050	11450	2,187.50	J F KIELY CONSTRUCTION CO
3/30/2013	62910050	11450	375.00	J F KIELY CONSTRUCTION CO
3/30/2013	62910050	11450	750.00	J F KIELY CONSTRUCTION CO
3/30/2013	62910050	11450	375.00	J F KIELY CONSTRUCTION CO
3/30/2013	62910050	11450	840.00	GRAY SUPPLY CO
3/30/2013	62910050	11450	787.50	GRAY SUPPLY CO
3/30/2013	62910050	11450	682.50	GRAY SUPPLY CO
3/30/2013	62910050	11450	787.50	GRAY SUPPLY CO
3/30/2013	62910050	11450	682.50	GRAY SUPPLY CO
3/30/2013	62910050	11450	787.50	GRAY SUPPLY CO
3/30/2013	62910050	11450	735.00	GRAY SUPPLY CO

DATE	BusUnit	Acct	Amount	Explanation
3/30/2013	62910050	11450	682.50	GRAY SUPPLY CO
3/30/2013	62910050	11450	682.50	GRAY SUPPLY CO
3/30/2013	62910050	11450	682.50	GRAY SUPPLY CO
3/30/2013	62910050	11450	735.00	GRAY SUPPLY CO
11/30/2012	62910050	11450	975.00	J F KIELY CONSTRUCTION CO
12/31/2012	62910050	11450	585.00	J F KIELY CONSTRUCTION CO
12/31/2012	62910050	11450	1,915.00	J F KIELY CONSTRUCTION CO
1/15/2013	62910050	11450	800.00	GRAY SUPPLY CO
1/15/2013	62910050	11450	1,200.00	GRAY SUPPLY CO
1/30/2013	62910050	11450	360.00	J F KIELY CONSTRUCTION CO
2/15/2013	62910050	11450	240.00	J F KIELY CONSTRUCTION CO
2/15/2013	62910050	11450	800.00	GRAY SUPPLY CO
2/15/2013	62910050	11450	950.00	GRAY SUPPLY CO
2/28/2013	62910050	11450	750.00	J F KIELY CONSTRUCTION CO
2/28/2013	62910050	11450	750.00	J F KIELY CONSTRUCTION CO
3/30/2013	62910050	11450	577.50	GRAY SUPPLY CO
3/30/2013	62910050	11450	630.00	GRAY SUPPLY CO
3/30/2013	62910050	11450	577.50	GRAY SUPPLY CO
3/30/2013	62910050	11450	1,437.50	J F KIELY CONSTRUCTION CO
3/30/2013	62910050	11450	1,050.00	GRAY SUPPLY CO
3/30/2013	62910050	11450	625.00	J F KIELY CONSTRUCTION CO
3/30/2013	62910050	11450	630.00	GRAY SUPPLY CO
3/30/2013	62910050	11450	171.37	GRAY SUPPLY CO
3/30/2013	62910050	11450	630.00	GRAY SUPPLY CO
3/30/2013	62910050	11450	1,155.00	GRAY SUPPLY CO
3/30/2013	62910050	11450	125.00	J F KIELY CONSTRUCTION CO
3/30/2013	62910050	11450	630.00	GRAY SUPPLY CO
3/30/2013	62910050	11450	630.00	GRAY SUPPLY CO
11/30/2012	62910050	11450	585.00	J F KIELY CONSTRUCTION CO
12/15/2012	62910050	11450	520.00	J F KIELY CONSTRUCTION CO
12/15/2012	62910050	11450	260.00	J F KIELY CONSTRUCTION CO
12/31/2012	62910050	11450	520.00	J F KIELY CONSTRUCTION CO
2/15/2013	62910050	11450	240.00	J F KIELY CONSTRUCTION CO
3/15/2013	62910050	11450	1,250.00	J F KIELY CONSTRUCTION CO
3/30/2013	62910050	11450	735.00	GRAY SUPPLY CO
11/15/2012	62910050	11450	1,820.00	J F KIELY CONSTRUCTION CO
11/30/2012	62910050	11450	780.00	J F KIELY CONSTRUCTION CO
12/15/2012	62910050	11450	780.00	J F KIELY CONSTRUCTION CO
12/31/2012	62910050	11450	990.00	GRAY SUPPLY CO
1/30/2013	62910050	11450	360.00	J F KIELY CONSTRUCTION CO
1/30/2013	62910050	11450	1,680.00	J F KIELY CONSTRUCTION CO
1/30/2013	62910050	11450	850.00	GRAY SUPPLY CO
2/15/2013	62910050	11450	444.23	J F KIELY CONSTRUCTION CO
2/28/2013	62910050	11450	1,050.00	GRAY SUPPLY CO
2/28/2013	62910050	11450	892.50	GRAY SUPPLY CO
3/15/2013	62910050	11450	250.00	J F KIELY CONSTRUCTION CO
3/15/2013	62910050	11450	125.00	J F KIELY CONSTRUCTION CO
3/30/2013	62910050	11450	630.00	GRAY SUPPLY CO
11/30/2012	62910050	11450	1,040.00	J F KIELY CONSTRUCTION CO
12/15/2012	62910050	11450	520.00	J F KIELY CONSTRUCTION CO
12/15/2012	62910050	11450	780.00	J F KIELY CONSTRUCTION CO
1/15/2013	62910050	11450	2,600.00	J F KIELY CONSTRUCTION CO
1/15/2013	62910050	11450	850.00	GRAY SUPPLY CO
2/15/2013	62910050	11450	180.00	J F KIELY CONSTRUCTION CO
2/28/2013	62910050	11450	1,250.00	J F KIELY CONSTRUCTION CO
3/15/2013	62910050	11450	1,207.50	GRAY SUPPLY CO
12/15/2012	62910050	11450	1,045.00	GRAY SUPPLY CO
12/15/2012	62910050	11450	780.00	J F KIELY CONSTRUCTION CO
12/15/2012	62910050	11450	390.00	J F KIELY CONSTRUCTION CO
12/31/2012	62910050	11450	780.00	J F KIELY CONSTRUCTION CO
12/31/2012	62910050	11450	1,820.00	J F KIELY CONSTRUCTION CO
1/15/2013	62910050	11450	480.00	J F KIELY CONSTRUCTION CO
1/30/2013	62910050	11450	1,260.00	J F KIELY CONSTRUCTION CO
2/15/2013	62910050	11450	960.00	J F KIELY CONSTRUCTION CO
2/15/2013	62910050	11450	720.00	J F KIELY CONSTRUCTION CO
2/15/2013	62910050	11450	500.00	J F KIELY CONSTRUCTION CO
2/15/2013	62910050	11450	1,000.00	J F KIELY CONSTRUCTION CO
11/30/2012	62910050	11450	780.00	J F KIELY CONSTRUCTION CO
11/30/2012	62910050	11450	780.00	J F KIELY CONSTRUCTION CO
11/30/2012	62910050	11450	1,170.00	J F KIELY CONSTRUCTION CO
11/30/2012	62910050	11450	715.00	J F KIELY CONSTRUCTION CO

DATE	BusUnit	Acct	Amount	Explanation
11/30/2012	62910050	11450	650.00	J F KIELY CONSTRUCTION CO
12/15/2012	62910050	11450	780.00	J F KIELY CONSTRUCTION CO
12/15/2012	62910050	11450	650.00	J F KIELY CONSTRUCTION CO
12/15/2012	62910050	11450	975.00	J F KIELY CONSTRUCTION CO
12/15/2012	62910050	11450	780.00	J F KIELY CONSTRUCTION CO
12/15/2012	62910050	11450	780.00	J F KIELY CONSTRUCTION CO
12/15/2012	62910050	11450	1,040.00	J F KIELY CONSTRUCTION CO
12/15/2012	62910050	11450	2,275.00	J F KIELY CONSTRUCTION CO
12/15/2012	62910050	11450	910.00	J F KIELY CONSTRUCTION CO
12/15/2012	62910050	11450	780.00	J F KIELY CONSTRUCTION CO
12/15/2012	62910050	11450	715.00	J F KIELY CONSTRUCTION CO
12/15/2012	62910050	11450	1,300.00	J F KIELY CONSTRUCTION CO
12/15/2012	62910050	11450	780.00	J F KIELY CONSTRUCTION CO
12/15/2012	62910050	11450	1,600.30	J F KIELY CONSTRUCTION CO
12/15/2012	62910050	11450	195.00	J F KIELY CONSTRUCTION CO
12/15/2012	62910050	11450	1,560.00	J F KIELY CONSTRUCTION CO
12/31/2012	62910050	11450	1,690.00	J F KIELY CONSTRUCTION CO
12/31/2012	62910050	11450	1,300.00	J F KIELY CONSTRUCTION CO
11/30/2012	62910050	11450	2,080.00	J F KIELY CONSTRUCTION CO
11/30/2012	62910050	11450	780.00	J F KIELY CONSTRUCTION CO
1/15/2013	62910050	11450	2,210.00	J F KIELY CONSTRUCTION CO
1/15/2013	62910050	11450	282.10	J F KIELY CONSTRUCTION CO
11/30/2012	62910050	11450	1,560.00	J F KIELY CONSTRUCTION CO
12/15/2012	62910050	11450	284.53	J F KIELY CONSTRUCTION CO
12/15/2012	62910050	11450	1,040.00	J F KIELY CONSTRUCTION CO
11/30/2012	62910050	11450	780.00	J F KIELY CONSTRUCTION CO
11/30/2012	62910050	11450	780.00	J F KIELY CONSTRUCTION CO
12/15/2012	62910050	11450	650.00	J F KIELY CONSTRUCTION CO
12/15/2012	62910050	11450	585.00	J F KIELY CONSTRUCTION CO
12/15/2012	62910050	11450	260.00	J F KIELY CONSTRUCTION CO
12/15/2012	62910050	11450	2,210.00	J F KIELY CONSTRUCTION CO
12/15/2012	62910050	11450	1,133.69	J F KIELY CONSTRUCTION CO
12/15/2012	62910050	11450	975.00	J F KIELY CONSTRUCTION CO
12/15/2012	62910050	11450	1,430.00	J F KIELY CONSTRUCTION CO
12/31/2012	62910050	11450	1,300.00	J F KIELY CONSTRUCTION CO
12/15/2012	62910050	11450	780.00	J F KIELY CONSTRUCTION CO
11/30/2012	62910050	11450	1,170.00	J F KIELY CONSTRUCTION CO
12/15/2012	62910050	11450	780.00	J F KIELY CONSTRUCTION CO
12/15/2012	62910050	11450	2,080.00	J F KIELY CONSTRUCTION CO
11/30/2012	62910050	11450	650.00	J F KIELY CONSTRUCTION CO
12/15/2012	62910050	11450	1,300.00	J F KIELY CONSTRUCTION CO
11/30/2012	62910050	11450	780.00	J F KIELY CONSTRUCTION CO
11/30/2012	62910050	11450	1,105.00	J F KIELY CONSTRUCTION CO
12/15/2012	62910050	11450	520.00	J F KIELY CONSTRUCTION CO
12/15/2012	62910050	11450	780.00	J F KIELY CONSTRUCTION CO
11/30/2012	62910050	11450	845.00	J F KIELY CONSTRUCTION CO
3/15/2013	62910050	11450	65.00	J F KIELY CONSTRUCTION CO
3/15/2013	62910050	11450	1,750.00	J F KIELY CONSTRUCTION CO
11/30/2012	62910050	11450	1,300.00	J F KIELY CONSTRUCTION CO
11/30/2012	62910050	11450	780.00	J F KIELY CONSTRUCTION CO
12/15/2012	62910050	11450	1,820.00	J F KIELY CONSTRUCTION CO
12/15/2012	62910050	11450	1,040.00	J F KIELY CONSTRUCTION CO
1/15/2013	62910050	11450	444.23	J F KIELY CONSTRUCTION CO
3/15/2013	62910050	11450	975.00	J F KIELY CONSTRUCTION CO
12/15/2012	62910050	11450	975.00	J F KIELY CONSTRUCTION CO
11/30/2012	62910050	11450	975.00	J F KIELY CONSTRUCTION CO
12/15/2012	62910050	11450	975.00	J F KIELY CONSTRUCTION CO
11/15/2012	62910050	11450	2,405.00	J F KIELY CONSTRUCTION CO
11/30/2012	62910050	11450	1,040.00	J F KIELY CONSTRUCTION CO
11/30/2012	62910050	11450	1,755.00	J F KIELY CONSTRUCTION CO
11/30/2012	62910050	11450	1,105.00	J F KIELY CONSTRUCTION CO
11/30/2012	62910050	11450	780.00	J F KIELY CONSTRUCTION CO
11/30/2012	62910050	11450	325.00	J F KIELY CONSTRUCTION CO
11/30/2012	62910050	11450	780.00	J F KIELY CONSTRUCTION CO
12/15/2012	62910050	11450	520.00	J F KIELY CONSTRUCTION CO
12/15/2012	62910050	11450	260.00	J F KIELY CONSTRUCTION CO
12/15/2012	62910050	11450	2,340.00	J F KIELY CONSTRUCTION CO
12/15/2012	62910050	11450	142.27	J F KIELY CONSTRUCTION CO
12/15/2012	62910050	11450	520.00	J F KIELY CONSTRUCTION CO
12/15/2012	62910050	11450	520.00	J F KIELY CONSTRUCTION CO
12/15/2012	62910050	11450	520.00	J F KIELY CONSTRUCTION CO

DATE	BusUnit	Acct	Amount	Explanation
12/31/2012	62910050	11450	715.00	J F KIELY CONSTRUCTION CO
11/30/2012	62910050	11450	390.00	J F KIELY CONSTRUCTION CO
12/31/2012	62910050	11450	1,950.00	J F KIELY CONSTRUCTION CO
12/15/2012	62910050	11450	585.00	J F KIELY CONSTRUCTION CO
1/15/2013	62910050	11450	444.23	J F KIELY CONSTRUCTION CO
12/15/2012	62910050	11450	1,235.00	J F KIELY CONSTRUCTION CO
12/15/2012	62910050	11450	1,300.00	J F KIELY CONSTRUCTION CO
12/15/2012	62910050	11450	780.00	J F KIELY CONSTRUCTION CO
11/30/2012	62910050	11450	520.00	J F KIELY CONSTRUCTION CO
12/15/2012	62910050	11450	520.00	J F KIELY CONSTRUCTION CO
12/31/2012	62910050	11450	260.00	J F KIELY CONSTRUCTION CO
11/30/2012	62910050	11450	780.00	J F KIELY CONSTRUCTION CO
12/15/2012	62910050	11450	1,625.00	J F KIELY CONSTRUCTION CO
2/15/2013	62910050	11450	1,250.00	J F KIELY CONSTRUCTION CO
11/30/2012	62910050	11450	1,040.00	J F KIELY CONSTRUCTION CO
11/30/2012	62910050	11450	5,915.00	J F KIELY CONSTRUCTION CO
12/15/2012	62910050	11450	780.00	J F KIELY CONSTRUCTION CO
11/30/2012	62910050	11450	2,470.00	J F KIELY CONSTRUCTION CO
11/30/2012	62910050	11450	585.00	J F KIELY CONSTRUCTION CO
2/28/2013	62910050	11450	1,812.50	J F KIELY CONSTRUCTION CO
12/15/2012	62910050	11450	520.00	J F KIELY CONSTRUCTION CO
12/15/2012	62910050	11450	1,040.00	J F KIELY CONSTRUCTION CO
11/30/2012	62910050	11450	1,040.00	J F KIELY CONSTRUCTION CO
11/30/2012	62910050	11450	1,495.00	J F KIELY CONSTRUCTION CO
11/30/2012	62910050	11450	650.00	J F KIELY CONSTRUCTION CO
11/30/2012	62910050	11450	520.00	J F KIELY CONSTRUCTION CO
11/30/2012	62910050	11450	520.00	J F KIELY CONSTRUCTION CO
12/15/2012	62910050	11450	520.00	J F KIELY CONSTRUCTION CO
11/30/2012	62910050	11450	260.00	J F KIELY CONSTRUCTION CO
11/30/2012	62910050	11450	390.00	J F KIELY CONSTRUCTION CO
12/15/2012	62910050	11450	520.00	J F KIELY CONSTRUCTION CO
12/15/2012	62910050	11450	1,755.00	J F KIELY CONSTRUCTION CO
11/30/2012	62910050	11450	1,300.00	J F KIELY CONSTRUCTION CO
12/15/2012	62910050	11450	1,040.00	J F KIELY CONSTRUCTION CO
11/30/2012	62910050	11450	1,235.00	J F KIELY CONSTRUCTION CO
12/15/2012	62910050	11450	715.00	J F KIELY CONSTRUCTION CO
11/30/2012	62910050	11450	1,040.00	J F KIELY CONSTRUCTION CO
11/30/2012	62910050	11450	1,235.00	J F KIELY CONSTRUCTION CO
12/15/2012	62910050	11450	520.00	J F KIELY CONSTRUCTION CO
11/30/2012	62910050	11450	520.00	J F KIELY CONSTRUCTION CO
11/30/2012	62910050	11450	1,040.00	J F KIELY CONSTRUCTION CO
11/30/2012	62910050	11450	520.00	J F KIELY CONSTRUCTION CO
11/30/2012	62910050	11450	1,170.00	J F KIELY CONSTRUCTION CO
11/30/2012	62910050	11450	520.00	J F KIELY CONSTRUCTION CO
12/15/2012	62910050	11450	1,300.00	J F KIELY CONSTRUCTION CO
12/15/2012	62910050	11450	650.00	J F KIELY CONSTRUCTION CO
12/15/2012	62910050	11450	780.00	J F KIELY CONSTRUCTION CO
11/15/2012	62910050	11450	2,080.00	J F KIELY CONSTRUCTION CO
12/31/2012	62910050	11450	3,355.00	GRAY SUPPLY CO
11/30/2012	62910050	11450	2,080.00	J F KIELY CONSTRUCTION CO
11/15/2012	62910050	11450	780.00	J F KIELY CONSTRUCTION CO
11/30/2012	62910050	11450	975.00	J F KIELY CONSTRUCTION CO
11/30/2012	62910050	11450	650.00	J F KIELY CONSTRUCTION CO
11/30/2012	62910050	11450	780.00	J F KIELY CONSTRUCTION CO
11/30/2012	62910050	11450	780.00	J F KIELY CONSTRUCTION CO
11/30/2012	62910050	11450	2,600.00	J F KIELY CONSTRUCTION CO
11/30/2012	62910050	11450	520.00	J F KIELY CONSTRUCTION CO
11/30/2012	62910050	11450	520.00	J F KIELY CONSTRUCTION CO
11/30/2012	62910050	11450	780.00	J F KIELY CONSTRUCTION CO
11/30/2012	62910050	11450	2,600.00	J F KIELY CONSTRUCTION CO
11/30/2012	62910050	11450	3,025.00	GRAY SUPPLY CO
11/30/2012	62910050	11450	1,040.00	J F KIELY CONSTRUCTION CO
11/30/2012	62910050	11450	6,305.00	J F KIELY CONSTRUCTION CO
11/30/2012	62910050	11450	1,040.00	J F KIELY CONSTRUCTION CO
11/30/2012	62910050	11450	1,040.00	J F KIELY CONSTRUCTION CO
11/30/2012	62910050	11450	1,430.00	J F KIELY CONSTRUCTION CO
11/30/2012	62910050	11450	2,080.00	J F KIELY CONSTRUCTION CO
11/30/2012	62910050	11450	910.00	J F KIELY CONSTRUCTION CO
11/30/2012	62910050	11450	1,040.00	J F KIELY CONSTRUCTION CO
11/30/2012	62910050	11450	1,040.00	J F KIELY CONSTRUCTION CO
11/30/2012	62910050	11450	390.00	J F KIELY CONSTRUCTION CO

DATE	BusUnit	Acct	Amount	Explanation
11/30/2012	62910050	11450	390.00	J F KIELY CONSTRUCTION CO
11/30/2012	62910050	11450	780.00	J F KIELY CONSTRUCTION CO
11/30/2012	62910050	11450	910.00	J F KIELY CONSTRUCTION CO
11/30/2012	62910050	11450	1,625.00	J F KIELY CONSTRUCTION CO
11/30/2012	62910050	11450	390.00	J F KIELY CONSTRUCTION CO
11/30/2012	62910050	11450	1,040.00	J F KIELY CONSTRUCTION CO
11/30/2012	62910050	11450	780.00	J F KIELY CONSTRUCTION CO
12/15/2012	62910050	11450	1,870.00	GRAY SUPPLY CO
12/15/2012	62910050	11450	1,950.00	J F KIELY CONSTRUCTION CO
12/15/2012	62910050	11450	1,155.00	GRAY SUPPLY CO
12/15/2012	62910050	11450	1,100.00	GRAY SUPPLY CO
12/15/2012	62910050	11450	935.00	GRAY SUPPLY CO
12/15/2012	62910050	11450	1,100.00	GRAY SUPPLY CO
12/15/2012	62910050	11450	780.00	J F KIELY CONSTRUCTION CO
12/15/2012	62910050	11450	385.00	GRAY SUPPLY CO
12/15/2012	62910050	11450	2,080.00	J F KIELY CONSTRUCTION CO
12/15/2012	62910050	11450	880.00	GRAY SUPPLY CO
12/15/2012	62910050	11450	275.00	GRAY SUPPLY CO
12/15/2012	62910050	11450	1,375.00	GRAY SUPPLY CO
12/15/2012	62910050	11450	520.00	J F KIELY CONSTRUCTION CO
12/15/2012	62910050	11450	585.00	J F KIELY CONSTRUCTION CO
12/15/2012	62910050	11450	715.00	J F KIELY CONSTRUCTION CO
12/15/2012	62910050	11450	520.00	J F KIELY CONSTRUCTION CO
12/15/2012	62910050	11450	440.00	GRAY SUPPLY CO
12/15/2012	62910050	11450	440.00	GRAY SUPPLY CO
12/15/2012	62910050	11450	330.00	GRAY SUPPLY CO
12/15/2012	62910050	11450	780.00	J F KIELY CONSTRUCTION CO
12/15/2012	62910050	11450	585.00	J F KIELY CONSTRUCTION CO
12/15/2012	62910050	11450	520.00	J F KIELY CONSTRUCTION CO
12/15/2012	62910050	11450	440.00	GRAY SUPPLY CO
12/15/2012	62910050	11450	520.00	J F KIELY CONSTRUCTION CO
12/15/2012	62910050	11450	1,560.00	J F KIELY CONSTRUCTION CO
12/31/2012	62910050	11450	650.00	J F KIELY CONSTRUCTION CO
12/31/2012	62910050	11450	650.00	J F KIELY CONSTRUCTION CO
12/31/2012	62910050	11450	1,430.00	GRAY SUPPLY CO
12/31/2012	62910050	11450	440.00	GRAY SUPPLY CO
11/30/2012	62910050	11450	1,040.00	J F KIELY CONSTRUCTION CO
11/30/2012	62910050	11450	780.00	J F KIELY CONSTRUCTION CO
12/15/2012	62910050	11450	660.00	GRAY SUPPLY CO
12/15/2012	62910050	11450	385.00	GRAY SUPPLY CO
12/15/2012	62910050	11450	520.00	J F KIELY CONSTRUCTION CO
12/31/2012	62910050	11450	2,750.00	GRAY SUPPLY CO
12/31/2012	62910050	11450	2,750.00	GRAY SUPPLY CO
12/31/2012	62910050	11450	650.00	J F KIELY CONSTRUCTION CO
12/31/2012	62910050	11450	195.00	J F KIELY CONSTRUCTION CO
12/31/2012	62910050	11450	780.00	J F KIELY CONSTRUCTION CO
12/31/2012	62910050	11450	1,050.00	GRAY SUPPLY CO
12/31/2012	62910050	11450	1,495.00	J F KIELY CONSTRUCTION CO
12/31/2012	62910050	11450	520.00	J F KIELY CONSTRUCTION CO
12/31/2012	62910050	11450	780.00	J F KIELY CONSTRUCTION CO
11/15/2012	62910050	11450	910.00	J F KIELY CONSTRUCTION CO
11/30/2012	62910050	11450	2,990.00	J F KIELY CONSTRUCTION CO
11/30/2012	62910050	11450	390.00	J F KIELY CONSTRUCTION CO
11/30/2012	62910050	11450	520.00	J F KIELY CONSTRUCTION CO
12/15/2012	62910050	11450	605.00	GRAY SUPPLY CO
12/15/2012	62910050	11450	780.00	J F KIELY CONSTRUCTION CO
12/15/2012	62910050	11450	780.00	J F KIELY CONSTRUCTION CO
12/31/2012	62910050	11450	650.00	J F KIELY CONSTRUCTION CO
12/31/2012	62910050	11450	390.00	J F KIELY CONSTRUCTION CO
12/31/2012	62910050	11450	550.00	GRAY SUPPLY CO
1/15/2013	62910050	11450	102.17	GRAY SUPPLY CO
1/15/2013	62910050	11450	173.78	GRAY SUPPLY CO
1/15/2013	62910050	11450	170.40	GRAY SUPPLY CO
1/15/2013	62910050	11450	344.00	GRAY SUPPLY CO
1/15/2013	62910050	11450	258.00	GRAY SUPPLY CO
1/15/2013	62910050	11450	650.00	J F KIELY CONSTRUCTION CO
1/15/2013	62910050	11450	1,050.00	GRAY SUPPLY CO
1/15/2013	62910050	11450	1,300.00	J F KIELY CONSTRUCTION CO
1/15/2013	62910050	11450	1,150.00	GRAY SUPPLY CO
1/15/2013	62910050	11450	1,140.00	J F KIELY CONSTRUCTION CO
11/30/2012	62910050	11450	780.00	J F KIELY CONSTRUCTION CO

DATE	BusUnit	Acct	Amount	Explanation
11/30/2012	62910050	11450	1,040.00	J F KIELY CONSTRUCTION CO
12/15/2012	62910050	11450	585.00	J F KIELY CONSTRUCTION CO
12/15/2012	62910050	11450	1,690.00	J F KIELY CONSTRUCTION CO
12/31/2012	62910050	11450	650.00	J F KIELY CONSTRUCTION CO
1/15/2013	62910050	11450	650.00	J F KIELY CONSTRUCTION CO
12/15/2012	62910050	11450	605.00	GRAY SUPPLY CO
12/15/2012	62910050	11450	825.00	GRAY SUPPLY CO
12/31/2012	62910050	11450	2,695.00	GRAY SUPPLY CO
1/15/2013	62910050	11450	500.00	GRAY SUPPLY CO
1/30/2013	62910050	11450	200.00	GRAY SUPPLY CO
1/30/2013	62910050	11450	200.00	GRAY SUPPLY CO
1/30/2013	62910050	11450	100.60	GRAY SUPPLY CO
1/30/2013	62910050	11450	200.00	GRAY SUPPLY CO
1/30/2013	62910050	11450	1,200.00	J F KIELY CONSTRUCTION CO
1/30/2013	62910050	11450	1,080.00	J F KIELY CONSTRUCTION CO
1/30/2013	62910050	11450	750.00	GRAY SUPPLY CO
1/30/2013	62910050	11450	480.00	J F KIELY CONSTRUCTION CO
1/30/2013	62910050	11450	900.00	J F KIELY CONSTRUCTION CO
1/30/2013	62910050	11450	840.00	J F KIELY CONSTRUCTION CO
1/30/2013	62910050	11450	900.00	J F KIELY CONSTRUCTION CO
1/30/2013	62910050	11450	960.00	J F KIELY CONSTRUCTION CO
1/30/2013	62910050	11450	720.00	J F KIELY CONSTRUCTION CO
1/30/2013	62910050	11450	600.00	J F KIELY CONSTRUCTION CO
1/30/2013	62910050	11450	720.00	J F KIELY CONSTRUCTION CO
1/30/2013	62910050	11450	480.00	J F KIELY CONSTRUCTION CO
1/30/2013	62910050	11450	720.00	J F KIELY CONSTRUCTION CO
12/15/2012	62910050	11450	550.00	GRAY SUPPLY CO
12/15/2012	62910050	11450	585.00	J F KIELY CONSTRUCTION CO
1/15/2013	62910050	11450	720.00	J F KIELY CONSTRUCTION CO
1/15/2013	62910050	11450	850.00	GRAY SUPPLY CO
1/30/2013	62910050	11450	480.00	J F KIELY CONSTRUCTION CO
1/30/2013	62910050	11450	960.00	J F KIELY CONSTRUCTION CO
1/30/2013	62910050	11450	960.00	J F KIELY CONSTRUCTION CO
1/30/2013	62910050	11450	900.00	GRAY SUPPLY CO
1/30/2013	62910050	11450	720.00	J F KIELY CONSTRUCTION CO
1/30/2013	62910050	11450	1,987.56	J F KIELY CONSTRUCTION CO
1/30/2013	62910050	11450	1,080.00	J F KIELY CONSTRUCTION CO
1/30/2013	62910050	11450	360.00	J F KIELY CONSTRUCTION CO
1/30/2013	62910050	11450	720.00	J F KIELY CONSTRUCTION CO
1/30/2013	62910050	11450	480.00	J F KIELY CONSTRUCTION CO
1/30/2013	62910050	11450	720.00	J F KIELY CONSTRUCTION CO
1/30/2013	62910050	11450	1,800.00	J F KIELY CONSTRUCTION CO
1/30/2013	62910050	11450	480.00	J F KIELY CONSTRUCTION CO
1/30/2013	62910050	11450	480.00	J F KIELY CONSTRUCTION CO
1/30/2013	62910050	11450	480.00	J F KIELY CONSTRUCTION CO
1/30/2013	62910050	11450	300.00	J F KIELY CONSTRUCTION CO
11/30/2012	62910050	11450	780.00	J F KIELY CONSTRUCTION CO
11/30/2012	62910050	11450	520.00	J F KIELY CONSTRUCTION CO
12/15/2012	62910050	11450	660.00	GRAY SUPPLY CO
12/15/2012	62910050	11450	260.00	J F KIELY CONSTRUCTION CO
12/15/2012	62910050	11450	390.00	J F KIELY CONSTRUCTION CO
1/15/2013	62910050	11450	259.26	GRAY SUPPLY CO
11/30/2012	62910050	11450	520.00	J F KIELY CONSTRUCTION CO
12/15/2012	62910050	11450	660.00	GRAY SUPPLY CO
12/15/2012	62910050	11450	780.00	J F KIELY CONSTRUCTION CO
12/31/2012	62910050	11450	780.00	J F KIELY CONSTRUCTION CO
12/31/2012	62910050	11450	440.00	GRAY SUPPLY CO
1/15/2013	62910050	11450	850.00	GRAY SUPPLY CO
1/30/2013	62910050	11450	660.00	J F KIELY CONSTRUCTION CO
1/30/2013	62910050	11450	660.00	J F KIELY CONSTRUCTION CO
1/30/2013	62910050	11450	960.00	J F KIELY CONSTRUCTION CO
2/15/2013	62910050	11450	900.00	J F KIELY CONSTRUCTION CO
2/15/2013	62910050	11450	1,500.00	J F KIELY CONSTRUCTION CO
2/15/2013	62910050	11450	27.71	GRAY SUPPLY CO
2/15/2013	62910050	11450	1,250.00	J F KIELY CONSTRUCTION CO
2/15/2013	62910050	11450	1,250.00	J F KIELY CONSTRUCTION CO
2/15/2013	62910050	11450	540.00	J F KIELY CONSTRUCTION CO
2/15/2013	62910050	11450	750.00	GRAY SUPPLY CO
2/15/2013	62910050	11450	1,200.00	GRAY SUPPLY CO
2/15/2013	62910050	11450	800.00	GRAY SUPPLY CO
2/15/2013	62910050	11450	950.00	GRAY SUPPLY CO

DATE	BusUnit	Acct	Amount	Explanation
2/15/2013	62910050	11450	14.50	GRAY SUPPLY CO
2/15/2013	62910050	11450	892.50	GRAY SUPPLY CO
2/15/2013	62910050	11450	945.00	GRAY SUPPLY CO
2/15/2013	62910050	11450	1,100.00	GRAY SUPPLY CO
2/15/2013	62910050	11450	1,000.00	GRAY SUPPLY CO
2/15/2013	62910050	11450	1,000.00	GRAY SUPPLY CO
2/15/2013	62910050	11450	840.00	GRAY SUPPLY CO
2/15/2013	62910050	11450	840.00	GRAY SUPPLY CO
2/15/2013	62910050	11450	1,140.00	J F KIELY CONSTRUCTION CO
2/15/2013	62910050	11450	1,260.00	GRAY SUPPLY CO
11/30/2012	62910050	11450	2,210.00	J F KIELY CONSTRUCTION CO
12/15/2012	62910050	11450	990.00	GRAY SUPPLY CO
12/31/2012	62910050	11450	1,320.00	GRAY SUPPLY CO
1/15/2013	62910050	11450	1,365.00	J F KIELY CONSTRUCTION CO
1/15/2013	62910050	11450	88.00	GRAY SUPPLY CO
1/30/2013	62910050	11450	1,320.00	J F KIELY CONSTRUCTION CO
2/15/2013	62910050	11450	1,207.50	GRAY SUPPLY CO
2/15/2013	62910050	11450	480.00	J F KIELY CONSTRUCTION CO
2/15/2013	62910050	11450	480.00	J F KIELY CONSTRUCTION CO
2/15/2013	62910050	11450	720.00	J F KIELY CONSTRUCTION CO
2/15/2013	62910050	11450	480.00	J F KIELY CONSTRUCTION CO
2/15/2013	62910050	11450	997.50	GRAY SUPPLY CO
2/15/2013	62910050	11450	997.50	GRAY SUPPLY CO
2/15/2013	62910050	11450	1,050.00	GRAY SUPPLY CO
2/15/2013	62910050	11450	480.00	J F KIELY CONSTRUCTION CO
2/15/2013	62910050	11450	600.00	J F KIELY CONSTRUCTION CO
2/15/2013	62910050	11450	1,260.00	J F KIELY CONSTRUCTION CO
2/15/2013	62910050	11450	1,102.50	GRAY SUPPLY CO
2/15/2013	62910050	11450	540.00	J F KIELY CONSTRUCTION CO
2/15/2013	62910050	11450	1,920.00	J F KIELY CONSTRUCTION CO
2/15/2013	62910050	11450	1,260.00	J F KIELY CONSTRUCTION CO
2/15/2013	62910050	11450	540.00	J F KIELY CONSTRUCTION CO
2/15/2013	62910050	11450	660.00	J F KIELY CONSTRUCTION CO
2/15/2013	62910050	11450	1,250.00	J F KIELY CONSTRUCTION CO
2/15/2013	62910050	11450	360.00	J F KIELY CONSTRUCTION CO
2/15/2013	62910050	11450	480.00	J F KIELY CONSTRUCTION CO
2/15/2013	62910050	11450	540.00	J F KIELY CONSTRUCTION CO
2/15/2013	62910050	11450	480.00	J F KIELY CONSTRUCTION CO
2/15/2013	62910050	11450	240.00	J F KIELY CONSTRUCTION CO
2/15/2013	62910050	11450	240.00	J F KIELY CONSTRUCTION CO
2/15/2013	62910050	11450	240.00	J F KIELY CONSTRUCTION CO
2/15/2013	62910050	11450	375.00	J F KIELY CONSTRUCTION CO
11/30/2012	62910050	11450	2,080.00	J F KIELY CONSTRUCTION CO
11/30/2012	62910050	11450	1,540.00	GRAY SUPPLY CO
12/15/2012	62910050	11450	385.00	GRAY SUPPLY CO
12/15/2012	62910050	11450	585.00	J F KIELY CONSTRUCTION CO
12/15/2012	62910050	11450	650.00	J F KIELY CONSTRUCTION CO
12/15/2012	62910050	11450	780.00	J F KIELY CONSTRUCTION CO
12/31/2012	62910050	11450	520.00	J F KIELY CONSTRUCTION CO
1/15/2013	62910050	11450	1,850.00	GRAY SUPPLY CO
1/30/2013	62910050	11450	960.00	J F KIELY CONSTRUCTION CO
1/30/2013	62910050	11450	360.00	J F KIELY CONSTRUCTION CO
1/30/2013	62910050	11450	200.00	GRAY SUPPLY CO
2/15/2013	62910050	11450	7,000.00	J F KIELY CONSTRUCTION CO
2/15/2013	62910050	11450	195.39	GRAY SUPPLY CO
2/15/2013	62910050	11450	900.00	GRAY SUPPLY CO
2/15/2013	62910050	11450	812.50	J F KIELY CONSTRUCTION CO
2/15/2013	62910050	11450	500.00	J F KIELY CONSTRUCTION CO
2/15/2013	62910050	11450	500.00	J F KIELY CONSTRUCTION CO
2/15/2013	62910050	11450	2,375.00	J F KIELY CONSTRUCTION CO
2/15/2013	62910050	11450	1,000.00	J F KIELY CONSTRUCTION CO
2/15/2013	62910050	11450	875.00	J F KIELY CONSTRUCTION CO
2/15/2013	62910050	11450	240.00	J F KIELY CONSTRUCTION CO
2/15/2013	62910050	11450	720.00	J F KIELY CONSTRUCTION CO
2/15/2013	62910050	11450	1,187.50	J F KIELY CONSTRUCTION CO
2/15/2013	62910050	11450	750.00	J F KIELY CONSTRUCTION CO
11/30/2012	62910050	11450	1,950.00	J F KIELY CONSTRUCTION CO
11/30/2012	62910050	11450	650.00	J F KIELY CONSTRUCTION CO
11/30/2012	62910050	11450	1,040.00	J F KIELY CONSTRUCTION CO
12/15/2012	62910050	11450	385.00	GRAY SUPPLY CO
12/15/2012	62910050	11450	605.00	GRAY SUPPLY CO

DATE	BusUnit	Acct	Amount	Explanation
12/15/2012	62910050	11450	780.00	J F KIELY CONSTRUCTION CO
1/15/2013	62910050	11450	800.00	GRAY SUPPLY CO
1/15/2013	62910050	11450	173.78	GRAY SUPPLY CO
1/30/2013	62910050	11450	540.00	J F KIELY CONSTRUCTION CO
1/30/2013	62910050	11450	720.00	J F KIELY CONSTRUCTION CO
11/30/2012	62910050	11450	520.00	J F KIELY CONSTRUCTION CO
12/15/2012	62910050	11450	2,310.00	GRAY SUPPLY CO
1/15/2013	62910050	11450	522.44	GRAY SUPPLY CO
1/30/2013	62910050	11450	660.00	J F KIELY CONSTRUCTION CO
1/30/2013	62910050	11450	780.00	J F KIELY CONSTRUCTION CO
1/30/2013	62910050	11450	1,080.00	J F KIELY CONSTRUCTION CO
1/30/2013	62910050	11450	360.00	J F KIELY CONSTRUCTION CO
2/15/2013	62910050	11450	937.50	J F KIELY CONSTRUCTION CO
2/15/2013	62910050	11450	892.50	GRAY SUPPLY CO
2/28/2013	62910050	11450	1,250.00	J F KIELY CONSTRUCTION CO
2/28/2013	62910050	11450	840.00	GRAY SUPPLY CO
2/28/2013	62910050	11450	892.50	GRAY SUPPLY CO
2/28/2013	62910050	11450	787.50	GRAY SUPPLY CO
2/28/2013	62910050	11450	137.00	GRAY SUPPLY CO
2/28/2013	62910050	11450	577.50	GRAY SUPPLY CO
11/30/2012	62910050	11450	520.00	J F KIELY CONSTRUCTION CO
11/30/2012	62910050	11450	520.00	J F KIELY CONSTRUCTION CO
12/15/2012	62910050	11450	1,045.00	GRAY SUPPLY CO
12/15/2012	62910050	11450	1,045.00	GRAY SUPPLY CO
12/15/2012	62910050	11450	520.00	J F KIELY CONSTRUCTION CO
12/31/2012	62910050	11450	715.00	J F KIELY CONSTRUCTION CO
12/31/2012	62910050	11450	585.00	J F KIELY CONSTRUCTION CO
12/31/2012	62910050	11450	1,870.00	GRAY SUPPLY CO
1/30/2013	62910050	11450	1,140.00	J F KIELY CONSTRUCTION CO
1/30/2013	62910050	11450	720.00	J F KIELY CONSTRUCTION CO
1/30/2013	62910050	11450	480.00	J F KIELY CONSTRUCTION CO
2/15/2013	62910050	11450	480.00	J F KIELY CONSTRUCTION CO
2/15/2013	62910050	11450	1,000.00	GRAY SUPPLY CO
2/28/2013	62910050	11450	840.00	GRAY SUPPLY CO
2/28/2013	62910050	11450	750.00	J F KIELY CONSTRUCTION CO
2/28/2013	62910050	11450	750.00	J F KIELY CONSTRUCTION CO
2/28/2013	62910050	11450	745.51	J F KIELY CONSTRUCTION CO
2/28/2013	62910050	11450	840.00	GRAY SUPPLY CO
2/28/2013	62910050	11450	997.50	GRAY SUPPLY CO
2/28/2013	62910050	11450	1,680.00	GRAY SUPPLY CO
2/28/2013	62910050	11450	1,155.00	GRAY SUPPLY CO
2/28/2013	62910050	11450	892.50	GRAY SUPPLY CO
2/28/2013	62910050	11450	892.50	GRAY SUPPLY CO
2/28/2013	62910050	11450	750.00	J F KIELY CONSTRUCTION CO
2/28/2013	62910050	11450	1,000.00	J F KIELY CONSTRUCTION CO
2/28/2013	62910050	11450	1,000.00	J F KIELY CONSTRUCTION CO
2/28/2013	62910050	11450	562.50	J F KIELY CONSTRUCTION CO
2/28/2013	62910050	11450	562.50	J F KIELY CONSTRUCTION CO
2/28/2013	62910050	11450	750.00	J F KIELY CONSTRUCTION CO
2/28/2013	62910050	11450	750.00	J F KIELY CONSTRUCTION CO
2/28/2013	62910050	11450	1,500.00	J F KIELY CONSTRUCTION CO
2/28/2013	62910050	11450	375.00	J F KIELY CONSTRUCTION CO
11/30/2012	62910050	11450	975.00	J F KIELY CONSTRUCTION CO
11/30/2012	62910050	11450	3,080.00	GRAY SUPPLY CO
12/15/2012	62910050	11450	440.00	GRAY SUPPLY CO
12/31/2012	62910050	11450	130.00	J F KIELY CONSTRUCTION CO
12/31/2012	62910050	11450	440.00	GRAY SUPPLY CO
1/15/2013	62910050	11450	(585.00)	J F KIELY CONSTRUCTION CO
1/15/2013	62910050	11450	780.00	J F KIELY CONSTRUCTION CO
1/30/2013	62910050	11450	2,400.00	J F KIELY CONSTRUCTION CO
1/30/2013	62910050	11450	1,500.00	J F KIELY CONSTRUCTION CO
1/30/2013	62910050	11450	900.00	GRAY SUPPLY CO
2/15/2013	62910050	11450	720.00	J F KIELY CONSTRUCTION CO
2/28/2013	62910050	11450	375.00	J F KIELY CONSTRUCTION CO
2/28/2013	62910050	11450	937.50	J F KIELY CONSTRUCTION CO
2/28/2013	62910050	11450	1,000.00	J F KIELY CONSTRUCTION CO
2/28/2013	62910050	11450	945.00	GRAY SUPPLY CO
2/28/2013	62910050	11450	945.00	GRAY SUPPLY CO
2/28/2013	62910050	11450	840.00	GRAY SUPPLY CO
2/28/2013	62910050	11450	500.00	J F KIELY CONSTRUCTION CO
2/28/2013	62910050	11450	687.50	J F KIELY CONSTRUCTION CO

DATE	BusUnit	Acct	Amount	Explanation
2/28/2013	62910050	11450	562.50	J F KIELY CONSTRUCTION CO
2/28/2013	62910050	11450	625.00	J F KIELY CONSTRUCTION CO
2/28/2013	62910050	11450	62.50	J F KIELY CONSTRUCTION CO
2/28/2013	62910050	11450	125.00	J F KIELY CONSTRUCTION CO
2/28/2013	62910050	11450	125.00	J F KIELY CONSTRUCTION CO
2/28/2013	62910050	11450	250.00	J F KIELY CONSTRUCTION CO
2/28/2013	62910050	11450	250.00	J F KIELY CONSTRUCTION CO
2/28/2013	62910050	11450	630.00	GRAY SUPPLY CO
2/28/2013	62910050	11450	630.00	GRAY SUPPLY CO
2/28/2013	62910050	11450	312.50	J F KIELY CONSTRUCTION CO
12/15/2012	62910050	11450	390.00	J F KIELY CONSTRUCTION CO
12/31/2012	62910050	11450	650.00	J F KIELY CONSTRUCTION CO
1/30/2013	62910050	11450	1,200.00	J F KIELY CONSTRUCTION CO
1/30/2013	62910050	11450	300.00	J F KIELY CONSTRUCTION CO
2/15/2013	62910050	11450	480.00	J F KIELY CONSTRUCTION CO
2/15/2013	62910050	11450	937.50	J F KIELY CONSTRUCTION CO
2/15/2013	62910050	11450	945.00	GRAY SUPPLY CO
2/28/2013	62910050	11450	945.00	GRAY SUPPLY CO
2/28/2013	62910050	11450	125.00	J F KIELY CONSTRUCTION CO
2/28/2013	62910050	11450	1,000.00	J F KIELY CONSTRUCTION CO
11/15/2012	62910050	11450	1,560.00	J F KIELY CONSTRUCTION CO
11/30/2012	62910050	11450	520.00	J F KIELY CONSTRUCTION CO
11/30/2012	62910050	11450	1,560.00	J F KIELY CONSTRUCTION CO
11/30/2012	62910050	11450	2,080.00	J F KIELY CONSTRUCTION CO
11/30/2012	62910050	11450	1,040.00	J F KIELY CONSTRUCTION CO
12/15/2012	62910050	11450	440.00	GRAY SUPPLY CO
12/15/2012	62910050	11450	495.00	GRAY SUPPLY CO
12/15/2012	62910050	11450	770.00	GRAY SUPPLY CO
12/15/2012	62910050	11450	520.00	J F KIELY CONSTRUCTION CO
12/15/2012	62910050	11450	585.00	J F KIELY CONSTRUCTION CO
12/31/2012	62910050	11450	1,300.00	J F KIELY CONSTRUCTION CO
12/31/2012	62910050	11450	780.00	J F KIELY CONSTRUCTION CO
1/30/2013	62910050	11450	480.00	J F KIELY CONSTRUCTION CO
2/15/2013	62910050	11450	720.00	J F KIELY CONSTRUCTION CO
2/15/2013	62910050	11450	22.24	GRAY SUPPLY CO
2/28/2013	62910050	11450	562.50	J F KIELY CONSTRUCTION CO
11/30/2012	62910050	11450	975.00	J F KIELY CONSTRUCTION CO
12/15/2012	62910050	11450	990.00	GRAY SUPPLY CO
12/15/2012	62910050	11450	660.00	GRAY SUPPLY CO
12/15/2012	62910050	11450	585.00	J F KIELY CONSTRUCTION CO
1/30/2013	62910050	11450	720.00	J F KIELY CONSTRUCTION CO
1/30/2013	62910050	11450	360.00	J F KIELY CONSTRUCTION CO
1/30/2013	62910050	11450	200.00	GRAY SUPPLY CO
1/30/2013	62910050	11450	250.00	GRAY SUPPLY CO
2/15/2013	62910050	11450	1,050.00	GRAY SUPPLY CO
2/28/2013	62910050	11450	1,062.50	J F KIELY CONSTRUCTION CO
11/30/2012	62910050	11450	2,970.00	GRAY SUPPLY CO
12/15/2012	62910050	11450	605.00	GRAY SUPPLY CO
12/15/2012	62910050	11450	1,430.00	J F KIELY CONSTRUCTION CO
12/15/2012	62910050	11450	260.00	J F KIELY CONSTRUCTION CO
12/31/2012	62910050	11450	585.00	J F KIELY CONSTRUCTION CO
12/31/2012	62910050	11450	385.00	GRAY SUPPLY CO
12/31/2012	62910050	11450	2,695.00	GRAY SUPPLY CO
1/15/2013	62910050	11450	259.26	GRAY SUPPLY CO
2/15/2013	62910050	11450	2,625.00	J F KIELY CONSTRUCTION CO
2/15/2013	62910050	11450	27.71	GRAY SUPPLY CO
2/28/2013	62910050	11450	1,250.00	J F KIELY CONSTRUCTION CO
3/15/2013	62910050	11450	1,312.50	GRAY SUPPLY CO
3/15/2013	62910050	11450	1,250.00	J F KIELY CONSTRUCTION CO
3/15/2013	62910050	11450	14.51	GRAY SUPPLY CO
3/15/2013	62910050	11450	15.75	GRAY SUPPLY CO
3/15/2013	62910050	11450	1,000.00	J F KIELY CONSTRUCTION CO
3/15/2013	62910050	11450	20.32	GRAY SUPPLY CO
3/15/2013	62910050	11450	1,250.00	J F KIELY CONSTRUCTION CO
3/15/2013	62910050	11450	750.00	J F KIELY CONSTRUCTION CO
3/15/2013	62910050	11450	750.00	J F KIELY CONSTRUCTION CO
3/15/2013	62910050	11450	1,187.50	J F KIELY CONSTRUCTION CO
3/15/2013	62910050	11450	562.50	J F KIELY CONSTRUCTION CO
3/15/2013	62910050	11450	375.00	J F KIELY CONSTRUCTION CO
11/30/2012	62910050	11450	390.00	J F KIELY CONSTRUCTION CO
11/30/2012	62910050	11450	770.00	GRAY SUPPLY CO

DATE	BusUnit	Acct	Amount	Explanation
12/31/2012	62910050	11450	130.00	J F KIELY CONSTRUCTION CO
1/15/2013	62910050	11450	1,950.00	J F KIELY CONSTRUCTION CO
1/15/2013	62910050	11450	960.00	J F KIELY CONSTRUCTION CO
1/30/2013	62910050	11450	360.00	J F KIELY CONSTRUCTION CO
1/30/2013	62910050	11450	600.00	J F KIELY CONSTRUCTION CO
2/15/2013	62910050	11450	960.00	J F KIELY CONSTRUCTION CO
2/15/2013	62910050	11450	540.00	J F KIELY CONSTRUCTION CO
2/15/2013	62910050	11450	480.00	J F KIELY CONSTRUCTION CO
2/15/2013	62910050	11450	997.50	GRAY SUPPLY CO
2/28/2013	62910050	11450	250.00	J F KIELY CONSTRUCTION CO
3/15/2013	62910050	11450	630.00	GRAY SUPPLY CO
3/15/2013	62910050	11450	875.00	J F KIELY CONSTRUCTION CO
3/15/2013	62910050	11450	682.50	GRAY SUPPLY CO
3/15/2013	62910050	11450	682.50	GRAY SUPPLY CO
3/15/2013	62910050	11450	1,000.00	J F KIELY CONSTRUCTION CO
3/15/2013	62910050	11450	937.50	J F KIELY CONSTRUCTION CO
3/15/2013	62910050	11450	500.00	J F KIELY CONSTRUCTION CO
3/15/2013	62910050	11450	750.00	J F KIELY CONSTRUCTION CO
3/15/2013	62910050	11450	937.50	J F KIELY CONSTRUCTION CO
3/15/2013	62910050	11450	125.00	J F KIELY CONSTRUCTION CO
3/15/2013	62910050	11450	630.00	GRAY SUPPLY CO
3/15/2013	62910050	11450	630.00	GRAY SUPPLY CO
3/15/2013	62910050	11450	1,500.00	J F KIELY CONSTRUCTION CO
3/15/2013	62910050	11450	62.50	J F KIELY CONSTRUCTION CO
3/15/2013	62910050	11450	630.00	GRAY SUPPLY CO
3/15/2013	62910050	11450	125.00	J F KIELY CONSTRUCTION CO
3/15/2013	62910050	11450	62.50	J F KIELY CONSTRUCTION CO
3/15/2013	62910050	11450	630.00	GRAY SUPPLY CO
3/15/2013	62910050	11450	312.50	J F KIELY CONSTRUCTION CO
3/15/2013	62910050	11450	630.00	GRAY SUPPLY CO
3/15/2013	62910050	11450	125.00	J F KIELY CONSTRUCTION CO
3/15/2013	62910050	11450	125.00	J F KIELY CONSTRUCTION CO
3/15/2013	62910050	11450	125.00	J F KIELY CONSTRUCTION CO
3/15/2013	62910050	11450	125.00	J F KIELY CONSTRUCTION CO
3/15/2013	62910050	11450	125.00	J F KIELY CONSTRUCTION CO
11/30/2012	62910050	11450	520.00	J F KIELY CONSTRUCTION CO
12/15/2012	62910050	11450	330.00	GRAY SUPPLY CO
12/15/2012	62910050	11450	390.00	J F KIELY CONSTRUCTION CO
12/15/2012	62910050	11450	585.00	J F KIELY CONSTRUCTION CO
12/31/2012	62910050	11450	1,300.00	J F KIELY CONSTRUCTION CO
1/15/2013	62910050	11450	(195.00)	J F KIELY CONSTRUCTION CO
1/15/2013	62910050	11450	850.00	GRAY SUPPLY CO
1/30/2013	62910050	11450	1,200.00	J F KIELY CONSTRUCTION CO
2/15/2013	62910050	11450	480.00	J F KIELY CONSTRUCTION CO
2/15/2013	62910050	11450	540.00	J F KIELY CONSTRUCTION CO
2/28/2013	62910050	11450	2,625.00	J F KIELY CONSTRUCTION CO
3/15/2013	62910050	11450	630.00	GRAY SUPPLY CO
11/30/2012	62910050	11450	1,560.00	J F KIELY CONSTRUCTION CO
1/30/2013	62910050	11450	1,200.00	J F KIELY CONSTRUCTION CO
2/15/2013	62910050	11450	875.00	J F KIELY CONSTRUCTION CO
2/15/2013	62910050	11450	1,000.00	J F KIELY CONSTRUCTION CO
2/15/2013	62910050	11450	14.59	GRAY SUPPLY CO
2/15/2013	62910050	11450	1,050.00	GRAY SUPPLY CO
2/28/2013	62910050	11450	125.00	J F KIELY CONSTRUCTION CO
3/15/2013	62910050	11450	1,500.00	J F KIELY CONSTRUCTION CO
3/15/2013	62910050	11450	937.50	J F KIELY CONSTRUCTION CO
11/30/2012	62910050	11450	130.00	J F KIELY CONSTRUCTION CO
11/30/2012	62910050	11450	975.00	J F KIELY CONSTRUCTION CO
12/15/2012	62910050	11450	1,040.00	J F KIELY CONSTRUCTION CO
12/15/2012	62910050	11450	780.00	J F KIELY CONSTRUCTION CO
12/15/2012	62910050	11450	520.00	J F KIELY CONSTRUCTION CO
1/30/2013	62910050	11450	960.00	J F KIELY CONSTRUCTION CO
1/30/2013	62910050	11450	360.00	J F KIELY CONSTRUCTION CO
1/30/2013	62910050	11450	300.00	J F KIELY CONSTRUCTION CO
2/15/2013	62910050	11450	750.00	J F KIELY CONSTRUCTION CO
3/15/2013	62910050	11450	1,250.00	J F KIELY CONSTRUCTION CO
3/30/2013	62910050	11450	116.39	GRAY SUPPLY CO
3/30/2013	62910050	11450	175.63	GRAY SUPPLY CO
3/30/2013	62910050	11450	174.54	GRAY SUPPLY CO
3/30/2013	62910050	11450	174.54	GRAY SUPPLY CO
3/30/2013	62910050	11450	240.66	GRAY SUPPLY CO

DATE	BusUnit	Acct	Amount	Explanation
3/30/2013	62910050	11450	3,250.00	J F KIELY CONSTRUCTION CO
3/30/2013	62910050	11450	750.00	J F KIELY CONSTRUCTION CO
3/30/2013	62910050	11450	1,250.00	J F KIELY CONSTRUCTION CO
3/30/2013	62910050	11450	1,250.00	J F KIELY CONSTRUCTION CO
3/30/2013	62910050	11450	1,187.50	J F KIELY CONSTRUCTION CO
3/30/2013	62910050	11450	1,250.00	J F KIELY CONSTRUCTION CO
3/30/2013	62910050	11450	1,062.50	J F KIELY CONSTRUCTION CO
3/30/2013	62910050	11450	1,812.50	J F KIELY CONSTRUCTION CO
3/30/2013	62910050	11450	562.50	J F KIELY CONSTRUCTION CO
3/30/2013	62910050	11450	687.50	J F KIELY CONSTRUCTION CO
11/30/2012	62910050	11450	1,040.00	J F KIELY CONSTRUCTION CO
11/30/2012	62910050	11450	325.00	J F KIELY CONSTRUCTION CO
11/30/2012	62910050	11450	780.00	J F KIELY CONSTRUCTION CO
11/30/2012	62910050	11450	390.00	J F KIELY CONSTRUCTION CO
12/15/2012	62910050	11450	990.00	GRAY SUPPLY CO
12/15/2012	62910050	11450	1,595.00	GRAY SUPPLY CO
12/15/2012	62910050	11450	520.00	J F KIELY CONSTRUCTION CO
12/15/2012	62910050	11450	780.00	J F KIELY CONSTRUCTION CO
12/15/2012	62910050	11450	585.00	J F KIELY CONSTRUCTION CO
12/15/2012	62910050	11450	390.00	J F KIELY CONSTRUCTION CO
12/31/2012	62910050	11450	585.00	J F KIELY CONSTRUCTION CO
12/31/2012	62910050	11450	780.00	J F KIELY CONSTRUCTION CO
12/31/2012	62910050	11450	1,100.00	GRAY SUPPLY CO
1/15/2013	62910050	11450	1,300.00	J F KIELY CONSTRUCTION CO
1/15/2013	62910050	11450	1,200.00	J F KIELY CONSTRUCTION CO
2/28/2013	62910050	11450	840.00	GRAY SUPPLY CO
3/30/2013	62910050	11450	525.00	GRAY SUPPLY CO
3/30/2013	62910050	11450	840.00	GRAY SUPPLY CO
3/30/2013	62910050	11450	840.00	GRAY SUPPLY CO
3/30/2013	62910050	11450	787.50	GRAY SUPPLY CO
3/30/2013	62910050	11450	787.50	GRAY SUPPLY CO
3/30/2013	62910050	11450	892.50	GRAY SUPPLY CO
3/30/2013	62910050	11450	682.50	GRAY SUPPLY CO
3/30/2013	62910050	11450	682.50	GRAY SUPPLY CO
3/30/2013	62910050	11450	735.00	GRAY SUPPLY CO
3/30/2013	62910050	11450	735.00	GRAY SUPPLY CO
3/30/2013	62910050	11450	1,155.00	GRAY SUPPLY CO
3/30/2013	62910050	11450	630.00	GRAY SUPPLY CO
3/30/2013	62910050	11450	630.00	GRAY SUPPLY CO
3/30/2013	62910050	11450	1,875.00	J F KIELY CONSTRUCTION CO
3/30/2013	62910050	11450	562.50	J F KIELY CONSTRUCTION CO
3/30/2013	62910050	11450	812.50	J F KIELY CONSTRUCTION CO
3/30/2013	62910050	11450	500.00	J F KIELY CONSTRUCTION CO
3/30/2013	62910050	11450	750.00	J F KIELY CONSTRUCTION CO
3/30/2013	62910050	11450	1,062.50	J F KIELY CONSTRUCTION CO
3/30/2013	62910050	11450	1,187.50	J F KIELY CONSTRUCTION CO
3/30/2013	62910050	11450	500.00	J F KIELY CONSTRUCTION CO
3/30/2013	62910050	11450	1,312.50	J F KIELY CONSTRUCTION CO
3/30/2013	62910050	11450	630.00	GRAY SUPPLY CO
3/30/2013	62910050	11450	630.00	GRAY SUPPLY CO
11/15/2012	62910050	11450	1,560.00	J F KIELY CONSTRUCTION CO
11/30/2012	62910050	11450	2,990.00	J F KIELY CONSTRUCTION CO
11/30/2012	62910050	11450	1,560.00	J F KIELY CONSTRUCTION CO
11/30/2012	62910050	11450	1,540.00	GRAY SUPPLY CO
12/15/2012	62910050	11450	585.00	J F KIELY CONSTRUCTION CO
12/15/2012	62910050	11450	715.00	J F KIELY CONSTRUCTION CO
12/31/2012	62910050	11450	1,485.00	GRAY SUPPLY CO
12/31/2012	62910050	11450	1,815.00	GRAY SUPPLY CO
1/30/2013	62910050	11450	720.00	J F KIELY CONSTRUCTION CO
1/30/2013	62910050	11450	1,200.00	J F KIELY CONSTRUCTION CO
2/15/2013	62910050	11450	500.00	J F KIELY CONSTRUCTION CO
2/15/2013	62910050	11450	800.00	GRAY SUPPLY CO
3/15/2013	62910050	11450	630.00	GRAY SUPPLY CO
3/30/2013	62910050	11450	937.50	J F KIELY CONSTRUCTION CO
3/30/2013	62910050	11450	1,500.00	J F KIELY CONSTRUCTION CO
3/30/2013	62910050	11450	997.50	GRAY SUPPLY CO
3/30/2013	62910050	11450	171.38	GRAY SUPPLY CO
3/30/2013	62910050	11450	125.00	J F KIELY CONSTRUCTION CO
3/30/2013	62910050	11450	125.00	J F KIELY CONSTRUCTION CO
3/30/2013	62910050	11450	125.00	J F KIELY CONSTRUCTION CO
3/30/2013	62910050	11450	1,312.50	J F KIELY CONSTRUCTION CO

DATE	BusUnit	Acct	Amount	Explanation
3/30/2013	62910050	11450	1,562.50	J F KIELY CONSTRUCTION CO
3/30/2013	62910050	11450	210.00	GRAY SUPPLY CO
3/30/2013	62910050	11450	630.00	GRAY SUPPLY CO
3/30/2013	62910050	11450	630.00	GRAY SUPPLY CO
3/30/2013	62910050	11450	630.00	GRAY SUPPLY CO
3/30/2013	62910050	11450	682.50	GRAY SUPPLY CO
3/30/2013	62910050	11450	630.00	GRAY SUPPLY CO
3/30/2013	62910050	11450	125.00	J F KIELY CONSTRUCTION CO
3/30/2013	62910050	11450	125.00	J F KIELY CONSTRUCTION CO
3/30/2013	62910050	11450	125.00	J F KIELY CONSTRUCTION CO
11/30/2012	62910050	11450	780.00	J F KIELY CONSTRUCTION CO
12/15/2012	62910050	11450	1,100.00	GRAY SUPPLY CO
1/30/2013	62910050	11450	480.00	J F KIELY CONSTRUCTION CO
1/30/2013	62910050	11450	1,260.00	J F KIELY CONSTRUCTION CO
1/30/2013	62910050	11450	200.00	GRAY SUPPLY CO
2/15/2013	62910050	11450	625.00	J F KIELY CONSTRUCTION CO
2/15/2013	62910050	11450	892.50	GRAY SUPPLY CO
2/28/2013	62910050	11450	375.00	J F KIELY CONSTRUCTION CO
2/28/2013	62910050	11450	1,250.00	J F KIELY CONSTRUCTION CO
3/15/2013	62910050	11450	875.00	J F KIELY CONSTRUCTION CO
3/30/2013	62910050	11450	682.50	GRAY SUPPLY CO
3/30/2013	62910050	11450	375.00	J F KIELY CONSTRUCTION CO
11/15/2012	62910050	11450	4,680.00	J F KIELY CONSTRUCTION CO
11/15/2012	62910050	11450	910.00	J F KIELY CONSTRUCTION CO
11/30/2012	62910050	11450	2,990.00	J F KIELY CONSTRUCTION CO
11/30/2012	62910050	11450	520.00	J F KIELY CONSTRUCTION CO
11/30/2012	62910050	11450	1,170.00	J F KIELY CONSTRUCTION CO
11/30/2012	62910050	11450	1,170.00	J F KIELY CONSTRUCTION CO
11/30/2012	62910050	11450	650.00	J F KIELY CONSTRUCTION CO
11/30/2012	62910050	11450	910.00	J F KIELY CONSTRUCTION CO
11/30/2012	62910050	11450	585.00	J F KIELY CONSTRUCTION CO
11/30/2012	62910050	11450	975.00	J F KIELY CONSTRUCTION CO
11/30/2012	62910050	11450	2,470.00	J F KIELY CONSTRUCTION CO
11/30/2012	62910050	11450	520.00	J F KIELY CONSTRUCTION CO
11/30/2012	62910050	11450	520.00	J F KIELY CONSTRUCTION CO
11/30/2012	62910050	11450	520.00	J F KIELY CONSTRUCTION CO
11/30/2012	62910050	11450	520.00	J F KIELY CONSTRUCTION CO
11/30/2012	62910050	11450	520.00	J F KIELY CONSTRUCTION CO
11/30/2012	62910050	11450	520.00	J F KIELY CONSTRUCTION CO
11/30/2012	62910050	11450	520.00	J F KIELY CONSTRUCTION CO
11/30/2012	62910050	11450	520.00	J F KIELY CONSTRUCTION CO
11/30/2012	62910050	11450	390.00	J F KIELY CONSTRUCTION CO
11/30/2012	62910050	11450	1,430.00	J F KIELY CONSTRUCTION CO
11/30/2012	62910050	11450	520.00	J F KIELY CONSTRUCTION CO
11/30/2012	62910050	11450	780.00	J F KIELY CONSTRUCTION CO
11/30/2012	62910050	11450	780.00	J F KIELY CONSTRUCTION CO
11/30/2012	62910050	11450	780.00	J F KIELY CONSTRUCTION CO
11/30/2012	62910050	11450	1,430.00	J F KIELY CONSTRUCTION CO
11/30/2012	62910050	11450	390.00	J F KIELY CONSTRUCTION CO
12/15/2012	62910050	11450	605.00	GRAY SUPPLY CO
12/15/2012	62910050	11450	650.00	J F KIELY CONSTRUCTION CO
12/15/2012	62910050	11450	585.00	J F KIELY CONSTRUCTION CO
12/15/2012	62910050	11450	660.00	GRAY SUPPLY CO
12/15/2012	62910050	11450	605.00	GRAY SUPPLY CO
12/15/2012	62910050	11450	550.00	GRAY SUPPLY CO
12/15/2012	62910050	11450	825.00	GRAY SUPPLY CO
12/15/2012	62910050	11450	550.00	GRAY SUPPLY CO
12/15/2012	62910050	11450	550.00	GRAY SUPPLY CO
12/15/2012	62910050	11450	1,980.00	GRAY SUPPLY CO
12/15/2012	62910050	11450	1,040.00	J F KIELY CONSTRUCTION CO
12/15/2012	62910050	11450	780.00	J F KIELY CONSTRUCTION CO
12/15/2012	62910050	11450	195.00	J F KIELY CONSTRUCTION CO
12/15/2012	62910050	11450	260.00	J F KIELY CONSTRUCTION CO
12/15/2012	62910050	11450	910.00	J F KIELY CONSTRUCTION CO
12/15/2012	62910050	11450	260.00	J F KIELY CONSTRUCTION CO
12/15/2012	62910050	11450	390.00	J F KIELY CONSTRUCTION CO
12/15/2012	62910050	11450	390.00	J F KIELY CONSTRUCTION CO
12/15/2012	62910050	11450	1,300.00	J F KIELY CONSTRUCTION CO
11/30/2012	62910050	11450	650.00	J F KIELY CONSTRUCTION CO
11/30/2012	62910050	11450	1,040.00	J F KIELY CONSTRUCTION CO
12/15/2012	62910050	11450	550.00	GRAY SUPPLY CO
12/15/2012	62910050	11450	260.00	J F KIELY CONSTRUCTION CO
12/15/2012	62910050	11450	520.00	J F KIELY CONSTRUCTION CO

DATE	BusUnit	Acct	Amount	Explanation
12/15/2012	62910050	11450	520.00	J F KIELY CONSTRUCTION CO
12/15/2012	62910050	11450	780.00	J F KIELY CONSTRUCTION CO
12/15/2012	62910050	11450	780.00	J F KIELY CONSTRUCTION CO
11/30/2012	62910050	11450	1,625.00	J F KIELY CONSTRUCTION CO
12/15/2012	62910050	11450	880.00	GRAY SUPPLY CO
12/15/2012	62910050	11450	550.00	GRAY SUPPLY CO
12/15/2012	62910050	11450	880.00	GRAY SUPPLY CO
12/15/2012	62910050	11450	440.00	GRAY SUPPLY CO
12/31/2012	62910050	11450	1,375.00	GRAY SUPPLY CO
12/31/2012	62910050	11450	390.00	J F KIELY CONSTRUCTION CO
12/31/2012	62910050	11450	440.00	GRAY SUPPLY CO
12/31/2012	62910050	11450	385.00	GRAY SUPPLY CO
12/31/2012	62910050	11450	440.00	GRAY SUPPLY CO
12/31/2012	62910050	11450	990.00	GRAY SUPPLY CO
12/31/2012	62910050	11450	1,595.00	GRAY SUPPLY CO
12/31/2012	62910050	11450	650.00	J F KIELY CONSTRUCTION CO
12/31/2012	62910050	11450	585.00	J F KIELY CONSTRUCTION CO
12/31/2012	62910050	11450	390.00	J F KIELY CONSTRUCTION CO
12/31/2012	62910050	11450	715.00	J F KIELY CONSTRUCTION CO
12/31/2012	62910050	11450	780.00	J F KIELY CONSTRUCTION CO
12/31/2012	62910050	11450	1,560.00	J F KIELY CONSTRUCTION CO
12/31/2012	62910050	11450	650.00	J F KIELY CONSTRUCTION CO
12/31/2012	62910050	11450	260.00	J F KIELY CONSTRUCTION CO
11/30/2012	62910050	11450	520.00	J F KIELY CONSTRUCTION CO
11/30/2012	62910050	11450	520.00	J F KIELY CONSTRUCTION CO
11/30/2012	62910050	11450	2,080.00	J F KIELY CONSTRUCTION CO
11/30/2012	62910050	11450	520.00	J F KIELY CONSTRUCTION CO
12/15/2012	62910050	11450	220.00	GRAY SUPPLY CO
12/15/2012	62910050	11450	260.00	J F KIELY CONSTRUCTION CO
12/31/2012	62910050	11450	650.00	J F KIELY CONSTRUCTION CO
12/31/2012	62910050	11450	975.00	J F KIELY CONSTRUCTION CO
12/31/2012	62910050	11450	390.00	J F KIELY CONSTRUCTION CO
12/31/2012	62910050	11450	780.00	J F KIELY CONSTRUCTION CO
12/31/2012	62910050	11450	495.00	GRAY SUPPLY CO
12/31/2012	62910050	11450	1,150.00	GRAY SUPPLY CO
1/15/2013	62910050	11450	203.00	GRAY SUPPLY CO
1/15/2013	62910050	11450	88.00	GRAY SUPPLY CO
1/15/2013	62910050	11450	88.00	GRAY SUPPLY CO
1/15/2013	62910050	11450	88.00	GRAY SUPPLY CO
1/15/2013	62910050	11450	344.00	GRAY SUPPLY CO
1/15/2013	62910050	11450	258.00	GRAY SUPPLY CO
1/15/2013	62910050	11450	259.26	GRAY SUPPLY CO
1/15/2013	62910050	11450	338.79	GRAY SUPPLY CO
1/15/2013	62910050	11450	(130.00)	J F KIELY CONSTRUCTION CO
1/15/2013	62910050	11450	(715.00)	J F KIELY CONSTRUCTION CO
1/15/2013	62910050	11450	88.00	GRAY SUPPLY CO
1/15/2013	62910050	11450	88.00	GRAY SUPPLY CO
1/15/2013	62910050	11450	950.00	GRAY SUPPLY CO
1/15/2013	62910050	11450	850.00	GRAY SUPPLY CO
1/15/2013	62910050	11450	800.00	GRAY SUPPLY CO
11/30/2012	62910050	11450	260.00	J F KIELY CONSTRUCTION CO
12/15/2012	62910050	11450	1,870.00	GRAY SUPPLY CO
12/15/2012	62910050	11450	1,300.00	J F KIELY CONSTRUCTION CO
12/15/2012	62910050	11450	260.00	J F KIELY CONSTRUCTION CO
12/31/2012	62910050	11450	260.00	J F KIELY CONSTRUCTION CO
1/15/2013	62910050	11450	910.00	J F KIELY CONSTRUCTION CO
1/15/2013	62910050	11450	64.07	GRAY SUPPLY CO
1/15/2013	62910050	11450	950.00	GRAY SUPPLY CO
1/15/2013	62910050	11450	900.00	GRAY SUPPLY CO
1/15/2013	62910050	11450	1,950.00	J F KIELY CONSTRUCTION CO
1/15/2013	62910050	11450	520.00	J F KIELY CONSTRUCTION CO
1/15/2013	62910050	11450	650.00	J F KIELY CONSTRUCTION CO
1/15/2013	62910050	11450	1,300.00	J F KIELY CONSTRUCTION CO
1/15/2013	62910050	11450	1,625.00	J F KIELY CONSTRUCTION CO
1/15/2013	62910050	11450	650.00	J F KIELY CONSTRUCTION CO
1/15/2013	62910050	11450	520.00	J F KIELY CONSTRUCTION CO
1/15/2013	62910050	11450	1,170.00	J F KIELY CONSTRUCTION CO
1/15/2013	62910050	11450	2,040.00	J F KIELY CONSTRUCTION CO
11/15/2012	62910050	11450	2,340.00	J F KIELY CONSTRUCTION CO
12/15/2012	62910050	11450	780.00	J F KIELY CONSTRUCTION CO
12/31/2012	62910050	11450	520.00	J F KIELY CONSTRUCTION CO

DATE	BusUnit	Acct	Amount	Explanation
12/31/2012	62910050	11450	780.00	J F KIELY CONSTRUCTION CO
1/30/2013	62910050	11450	100.94	GRAY SUPPLY CO
1/30/2013	62910050	11450	200.00	GRAY SUPPLY CO
1/30/2013	62910050	11450	250.00	GRAY SUPPLY CO
1/30/2013	62910050	11450	250.00	GRAY SUPPLY CO
1/30/2013	62910050	11450	200.00	GRAY SUPPLY CO
1/30/2013	62910050	11450	200.00	GRAY SUPPLY CO
1/30/2013	62910050	11450	100.94	GRAY SUPPLY CO
1/30/2013	62910050	11450	200.00	GRAY SUPPLY CO
1/30/2013	62910050	11450	2,220.00	J F KIELY CONSTRUCTION CO
1/30/2013	62910050	11450	540.00	J F KIELY CONSTRUCTION CO
1/30/2013	62910050	11450	1,260.00	J F KIELY CONSTRUCTION CO
1/30/2013	62910050	11450	1,260.00	J F KIELY CONSTRUCTION CO
1/30/2013	62910050	11450	950.00	GRAY SUPPLY CO
1/30/2013	62910050	11450	950.00	GRAY SUPPLY CO
12/15/2012	62910050	11450	390.00	J F KIELY CONSTRUCTION CO
1/15/2013	62910050	11450	1,700.00	GRAY SUPPLY CO
1/15/2013	62910050	11450	259.26	GRAY SUPPLY CO
1/30/2013	62910050	11450	900.00	GRAY SUPPLY CO
1/30/2013	62910050	11450	850.00	GRAY SUPPLY CO
1/30/2013	62910050	11450	480.00	J F KIELY CONSTRUCTION CO
1/30/2013	62910050	11450	480.00	J F KIELY CONSTRUCTION CO
1/30/2013	62910050	11450	960.00	J F KIELY CONSTRUCTION CO
1/30/2013	62910050	11450	720.00	J F KIELY CONSTRUCTION CO
1/30/2013	62910050	11450	1,200.00	J F KIELY CONSTRUCTION CO
1/30/2013	62910050	11450	960.00	J F KIELY CONSTRUCTION CO
1/30/2013	62910050	11450	480.00	J F KIELY CONSTRUCTION CO
1/30/2013	62910050	11450	720.00	J F KIELY CONSTRUCTION CO
1/30/2013	62910050	11450	480.00	J F KIELY CONSTRUCTION CO
1/30/2013	62910050	11450	180.00	J F KIELY CONSTRUCTION CO
1/30/2013	62910050	11450	480.00	J F KIELY CONSTRUCTION CO
1/30/2013	62910050	11450	1,200.00	J F KIELY CONSTRUCTION CO
1/30/2013	62910050	11450	1,320.00	J F KIELY CONSTRUCTION CO
1/30/2013	62910050	11450	900.00	J F KIELY CONSTRUCTION CO
1/30/2013	62910050	11450	900.00	J F KIELY CONSTRUCTION CO
1/30/2013	62910050	11450	360.00	J F KIELY CONSTRUCTION CO
1/30/2013	62910050	11450	480.00	J F KIELY CONSTRUCTION CO
1/30/2013	62910050	11450	360.00	J F KIELY CONSTRUCTION CO
1/30/2013	62910050	11450	360.00	J F KIELY CONSTRUCTION CO
1/30/2013	62910050	11450	600.00	J F KIELY CONSTRUCTION CO
1/30/2013	62910050	11450	240.00	J F KIELY CONSTRUCTION CO
1/30/2013	62910050	11450	360.00	J F KIELY CONSTRUCTION CO
1/30/2013	62910050	11450	480.00	J F KIELY CONSTRUCTION CO
1/30/2013	62910050	11450	480.00	J F KIELY CONSTRUCTION CO
1/30/2013	62910050	11450	480.00	J F KIELY CONSTRUCTION CO
1/30/2013	62910050	11450	600.00	J F KIELY CONSTRUCTION CO
1/30/2013	62910050	11450	300.00	J F KIELY CONSTRUCTION CO
11/30/2012	62910050	11450	520.00	J F KIELY CONSTRUCTION CO
11/30/2012	62910050	11450	2,730.00	J F KIELY CONSTRUCTION CO
11/30/2012	62910050	11450	780.00	J F KIELY CONSTRUCTION CO
11/30/2012	62910050	11450	780.00	J F KIELY CONSTRUCTION CO
12/15/2012	62910050	11450	935.00	GRAY SUPPLY CO
12/15/2012	62910050	11450	1,100.00	GRAY SUPPLY CO
12/15/2012	62910050	11450	550.00	GRAY SUPPLY CO
12/15/2012	62910050	11450	390.00	J F KIELY CONSTRUCTION CO
12/15/2012	62910050	11450	780.00	J F KIELY CONSTRUCTION CO
1/15/2013	62910050	11450	850.00	GRAY SUPPLY CO
1/15/2013	62910050	11450	169.73	GRAY SUPPLY CO
1/30/2013	62910050	11450	1,800.00	J F KIELY CONSTRUCTION CO
1/30/2013	62910050	11450	720.00	J F KIELY CONSTRUCTION CO
1/30/2013	62910050	11450	1,020.00	J F KIELY CONSTRUCTION CO
1/30/2013	62910050	11450	35.55	GRAY SUPPLY CO
1/30/2013	62910050	11450	1,650.00	GRAY SUPPLY CO
12/15/2012	62910050	11450	1,040.00	J F KIELY CONSTRUCTION CO
12/15/2012	62910050	11450	1,300.00	J F KIELY CONSTRUCTION CO
12/31/2012	62910050	11450	910.00	J F KIELY CONSTRUCTION CO
12/31/2012	62910050	11450	-	GRAY SUPPLY CO
12/31/2012	62910050	11450	1,650.00	GRAY SUPPLY CO
12/31/2012	62910050	11450	1,320.00	GRAY SUPPLY CO
1/30/2013	62910050	11450	720.00	J F KIELY CONSTRUCTION CO
1/30/2013	62910050	11450	900.00	J F KIELY CONSTRUCTION CO

DATE	BusUnit	Acct	Amount	Explanation
1/30/2013	62910050	11450	67.07	GRAY SUPPLY CO
1/30/2013	62910050	11450	200.00	GRAY SUPPLY CO
2/15/2013	62910050	11450	720.00	J F KIELY CONSTRUCTION CO
2/15/2013	62910050	11450	1,102.50	GRAY SUPPLY CO
2/15/2013	62910050	11450	162.30	GRAY SUPPLY CO
2/15/2013	62910050	11450	1,250.00	J F KIELY CONSTRUCTION CO
2/15/2013	62910050	11450	625.00	J F KIELY CONSTRUCTION CO
2/15/2013	62910050	11450	1,250.00	J F KIELY CONSTRUCTION CO
2/15/2013	62910050	11450	1,250.00	J F KIELY CONSTRUCTION CO
2/15/2013	62910050	11450	2,040.00	J F KIELY CONSTRUCTION CO
2/15/2013	62910050	11450	1,050.00	GRAY SUPPLY CO
2/15/2013	62910050	11450	850.00	GRAY SUPPLY CO
2/15/2013	62910050	11450	950.00	GRAY SUPPLY CO
2/15/2013	62910050	11450	1,000.00	GRAY SUPPLY CO
2/15/2013	62910050	11450	800.00	GRAY SUPPLY CO
2/15/2013	62910050	11450	850.00	GRAY SUPPLY CO
2/15/2013	62910050	11450	945.00	GRAY SUPPLY CO
2/15/2013	62910050	11450	945.00	GRAY SUPPLY CO
2/15/2013	62910050	11450	1,155.00	GRAY SUPPLY CO
2/15/2013	62910050	11450	945.00	GRAY SUPPLY CO
2/15/2013	62910050	11450	800.00	GRAY SUPPLY CO
2/15/2013	62910050	11450	997.50	GRAY SUPPLY CO
2/15/2013	62910050	11450	1,102.50	GRAY SUPPLY CO
2/15/2013	62910050	11450	892.50	GRAY SUPPLY CO
2/15/2013	62910050	11450	480.00	J F KIELY CONSTRUCTION CO
2/15/2013	62910050	11450	945.00	GRAY SUPPLY CO
2/15/2013	62910050	11450	945.00	GRAY SUPPLY CO
2/15/2013	62910050	11450	1,562.50	J F KIELY CONSTRUCTION CO
2/15/2013	62910050	11450	360.00	J F KIELY CONSTRUCTION CO
2/15/2013	62910050	11450	750.00	J F KIELY CONSTRUCTION CO
2/15/2013	62910050	11450	2,460.00	J F KIELY CONSTRUCTION CO
2/15/2013	62910050	11450	960.00	J F KIELY CONSTRUCTION CO
2/15/2013	62910050	11450	960.00	J F KIELY CONSTRUCTION CO
11/30/2012	62910050	11450	520.00	J F KIELY CONSTRUCTION CO
11/30/2012	62910050	11450	520.00	J F KIELY CONSTRUCTION CO
11/30/2012	62910050	11450	1,365.00	J F KIELY CONSTRUCTION CO
11/30/2012	62910050	11450	390.00	J F KIELY CONSTRUCTION CO
12/15/2012	62910050	11450	385.00	GRAY SUPPLY CO
12/15/2012	62910050	11450	495.00	GRAY SUPPLY CO
12/31/2012	62910050	11450	1,430.00	GRAY SUPPLY CO
1/15/2013	62910050	11450	650.00	J F KIELY CONSTRUCTION CO
1/15/2013	62910050	11450	43.70	GRAY SUPPLY CO
1/30/2013	62910050	11450	700.00	GRAY SUPPLY CO
2/15/2013	62910050	11450	850.00	GRAY SUPPLY CO
2/15/2013	62910050	11450	720.00	J F KIELY CONSTRUCTION CO
2/15/2013	62910050	11450	360.00	J F KIELY CONSTRUCTION CO
2/15/2013	62910050	11450	960.00	J F KIELY CONSTRUCTION CO
2/15/2013	62910050	11450	875.00	J F KIELY CONSTRUCTION CO
2/15/2013	62910050	11450	1,680.00	J F KIELY CONSTRUCTION CO
2/15/2013	62910050	11450	960.00	J F KIELY CONSTRUCTION CO
2/15/2013	62910050	11450	1,250.00	J F KIELY CONSTRUCTION CO
2/15/2013	62910050	11450	240.00	J F KIELY CONSTRUCTION CO
2/15/2013	62910050	11450	625.00	J F KIELY CONSTRUCTION CO
2/15/2013	62910050	11450	750.00	J F KIELY CONSTRUCTION CO
2/15/2013	62910050	11450	480.00	J F KIELY CONSTRUCTION CO
2/15/2013	62910050	11450	480.00	J F KIELY CONSTRUCTION CO
2/15/2013	62910050	11450	812.50	J F KIELY CONSTRUCTION CO
2/15/2013	62910050	11450	562.50	J F KIELY CONSTRUCTION CO
2/15/2013	62910050	11450	240.00	J F KIELY CONSTRUCTION CO
2/15/2013	62910050	11450	720.00	J F KIELY CONSTRUCTION CO
2/15/2013	62910050	11450	1,125.00	J F KIELY CONSTRUCTION CO
2/15/2013	62910050	11450	375.00	J F KIELY CONSTRUCTION CO
11/30/2012	62910050	11450	1,040.00	J F KIELY CONSTRUCTION CO
12/15/2012	62910050	11450	1,040.00	J F KIELY CONSTRUCTION CO
12/31/2012	62910050	11450	650.00	J F KIELY CONSTRUCTION CO
1/30/2013	62910050	11450	1,260.00	J F KIELY CONSTRUCTION CO
1/30/2013	62910050	11450	480.00	J F KIELY CONSTRUCTION CO
1/30/2013	62910050	11450	960.00	J F KIELY CONSTRUCTION CO
2/15/2013	62910050	11450	14.51	GRAY SUPPLY CO
2/15/2013	62910050	11450	97.98	GRAY SUPPLY CO
11/30/2012	62910050	11450	2,405.00	J F KIELY CONSTRUCTION CO

DATE	BusUnit	Acct	Amount	Explanation
11/30/2012	62910050	11450	1,170.00	J F KIELY CONSTRUCTION CO
12/15/2012	62910050	11450	440.00	GRAY SUPPLY CO
12/15/2012	62910050	11450	1,980.00	GRAY SUPPLY CO
12/31/2012	62910050	11450	1,950.00	J F KIELY CONSTRUCTION CO
1/15/2013	62910050	11450	3,120.00	J F KIELY CONSTRUCTION CO
1/15/2013	62910050	11450	88.00	GRAY SUPPLY CO
1/30/2013	62910050	11450	360.00	J F KIELY CONSTRUCTION CO
1/30/2013	62910050	11450	720.00	J F KIELY CONSTRUCTION CO
1/30/2013	62910050	11450	250.00	GRAY SUPPLY CO
2/15/2013	62910050	11450	480.00	J F KIELY CONSTRUCTION CO
2/15/2013	62910050	11450	1,250.00	J F KIELY CONSTRUCTION CO
2/28/2013	62910050	11450	580.48	J F KIELY CONSTRUCTION CO
2/28/2013	62910050	11450	2,812.50	J F KIELY CONSTRUCTION CO
2/28/2013	62910050	11450	682.50	GRAY SUPPLY CO
2/28/2013	62910050	11450	892.50	GRAY SUPPLY CO
2/28/2013	62910050	11450	945.00	GRAY SUPPLY CO
2/28/2013	62910050	11450	840.00	GRAY SUPPLY CO
11/30/2012	62910050	11450	1,040.00	J F KIELY CONSTRUCTION CO
11/30/2012	62910050	11450	520.00	J F KIELY CONSTRUCTION CO
12/15/2012	62910050	11450	880.00	GRAY SUPPLY CO
12/15/2012	62910050	11450	605.00	GRAY SUPPLY CO
12/15/2012	62910050	11450	1,155.00	GRAY SUPPLY CO
12/15/2012	62910050	11450	770.00	GRAY SUPPLY CO
12/15/2012	62910050	11450	780.00	J F KIELY CONSTRUCTION CO
12/31/2012	62910050	11450	585.00	J F KIELY CONSTRUCTION CO
1/30/2013	62910050	11450	67.40	GRAY SUPPLY CO
1/30/2013	62910050	11450	1,550.00	GRAY SUPPLY CO
2/28/2013	62910050	11450	1,260.00	GRAY SUPPLY CO
2/28/2013	62910050	11450	1,000.00	J F KIELY CONSTRUCTION CO
2/28/2013	62910050	11450	875.00	J F KIELY CONSTRUCTION CO
2/28/2013	62910050	11450	500.00	J F KIELY CONSTRUCTION CO
2/28/2013	62910050	11450	750.00	J F KIELY CONSTRUCTION CO
2/28/2013	62910050	11450	1,000.00	J F KIELY CONSTRUCTION CO
2/28/2013	62910050	11450	1,000.00	J F KIELY CONSTRUCTION CO
2/28/2013	62910050	11450	562.50	J F KIELY CONSTRUCTION CO
2/28/2013	62910050	11450	750.00	J F KIELY CONSTRUCTION CO
2/28/2013	62910050	11450	945.00	GRAY SUPPLY CO
2/28/2013	62910050	11450	750.00	J F KIELY CONSTRUCTION CO
11/30/2012	62910050	11450	780.00	J F KIELY CONSTRUCTION CO
12/15/2012	62910050	11450	880.00	GRAY SUPPLY CO
12/15/2012	62910050	11450	1,155.00	GRAY SUPPLY CO
12/15/2012	62910050	11450	390.00	J F KIELY CONSTRUCTION CO
12/15/2012	62910050	11450	585.00	J F KIELY CONSTRUCTION CO
12/31/2012	62910050	11450	1,760.00	GRAY SUPPLY CO
1/15/2013	62910050	11450	88.00	GRAY SUPPLY CO
1/15/2013	62910050	11450	129.00	GRAY SUPPLY CO
1/30/2013	62910050	11450	2,580.00	J F KIELY CONSTRUCTION CO
1/30/2013	62910050	11450	960.00	J F KIELY CONSTRUCTION CO
1/30/2013	62910050	11450	360.00	J F KIELY CONSTRUCTION CO
1/30/2013	62910050	11450	360.00	J F KIELY CONSTRUCTION CO
1/30/2013	62910050	11450	750.00	GRAY SUPPLY CO
1/30/2013	62910050	11450	250.00	GRAY SUPPLY CO
2/15/2013	62910050	11450	480.00	J F KIELY CONSTRUCTION CO
2/15/2013	62910050	11450	892.50	GRAY SUPPLY CO
2/28/2013	62910050	11450	625.00	J F KIELY CONSTRUCTION CO
2/28/2013	62910050	11450	500.00	J F KIELY CONSTRUCTION CO
2/28/2013	62910050	11450	500.00	J F KIELY CONSTRUCTION CO
2/28/2013	62910050	11450	750.00	J F KIELY CONSTRUCTION CO
2/28/2013	62910050	11450	375.00	J F KIELY CONSTRUCTION CO
2/28/2013	62910050	11450	125.00	J F KIELY CONSTRUCTION CO
11/30/2012	62910050	11450	2,210.00	J F KIELY CONSTRUCTION CO
12/15/2012	62910050	11450	1,980.00	GRAY SUPPLY CO
12/15/2012	62910050	11450	880.00	GRAY SUPPLY CO
12/15/2012	62910050	11450	780.00	J F KIELY CONSTRUCTION CO
12/31/2012	62910050	11450	1,885.00	J F KIELY CONSTRUCTION CO
12/31/2012	62910050	11450	990.00	GRAY SUPPLY CO
1/15/2013	62910050	11450	975.00	J F KIELY CONSTRUCTION CO
1/15/2013	62910050	11450	1,200.00	J F KIELY CONSTRUCTION CO
1/15/2013	62910050	11450	1,000.00	GRAY SUPPLY CO
1/15/2013	62910050	11450	88.00	GRAY SUPPLY CO
2/15/2013	62910050	11450	480.00	J F KIELY CONSTRUCTION CO

DATE	BusUnit	Acct	Amount	Explanation
2/15/2013	62910050	11450	162.31	GRAY SUPPLY CO
2/28/2013	62910050	11450	750.00	J F KIELY CONSTRUCTION CO
2/28/2013	62910050	11450	750.00	J F KIELY CONSTRUCTION CO
2/28/2013	62910050	11450	250.00	J F KIELY CONSTRUCTION CO
11/15/2012	62910050	11450	2,600.00	J F KIELY CONSTRUCTION CO
11/30/2012	62910050	11450	390.00	J F KIELY CONSTRUCTION CO
12/15/2012	62910050	11450	390.00	J F KIELY CONSTRUCTION CO
12/31/2012	62910050	11450	495.00	GRAY SUPPLY CO
1/15/2013	62910050	11450	1,300.00	J F KIELY CONSTRUCTION CO
1/15/2013	62910050	11450	88.00	GRAY SUPPLY CO
1/30/2013	62910050	11450	960.00	J F KIELY CONSTRUCTION CO
1/30/2013	62910050	11450	900.00	J F KIELY CONSTRUCTION CO
2/15/2013	62910050	11450	360.00	J F KIELY CONSTRUCTION CO
2/15/2013	62910050	11450	812.50	J F KIELY CONSTRUCTION CO
2/15/2013	62910050	11450	850.00	GRAY SUPPLY CO
2/28/2013	62910050	11450	500.00	J F KIELY CONSTRUCTION CO
2/28/2013	62910050	11450	840.00	GRAY SUPPLY CO
3/15/2013	62910050	11450	247.69	GRAY SUPPLY CO
3/15/2013	62910050	11450	260.03	GRAY SUPPLY CO
3/15/2013	62910050	11450	1,125.00	J F KIELY CONSTRUCTION CO
3/15/2013	62910050	11450	562.50	J F KIELY CONSTRUCTION CO
3/15/2013	62910050	11450	1,250.00	J F KIELY CONSTRUCTION CO
3/15/2013	62910050	11450	500.00	J F KIELY CONSTRUCTION CO
3/15/2013	62910050	11450	500.00	J F KIELY CONSTRUCTION CO
11/30/2012	62910050	11450	1,170.00	J F KIELY CONSTRUCTION CO
12/15/2012	62910050	11450	1,045.00	GRAY SUPPLY CO
12/15/2012	62910050	11450	440.00	GRAY SUPPLY CO
12/15/2012	62910050	11450	260.00	J F KIELY CONSTRUCTION CO
12/31/2012	62910050	11450	780.00	J F KIELY CONSTRUCTION CO
12/31/2012	62910050	11450	1,500.00	GRAY SUPPLY CO
2/15/2013	62910050	11450	960.00	J F KIELY CONSTRUCTION CO
2/15/2013	62910050	11450	840.00	J F KIELY CONSTRUCTION CO
2/15/2013	62910050	11450	37.64	GRAY SUPPLY CO
3/15/2013	62910050	11450	453.11	J F KIELY CONSTRUCTION CO
3/15/2013	62910050	11450	2,000.00	J F KIELY CONSTRUCTION CO
3/15/2013	62910050	11450	2,125.00	J F KIELY CONSTRUCTION CO
3/15/2013	62910050	11450	1,875.00	J F KIELY CONSTRUCTION CO
3/15/2013	62910050	11450	630.00	GRAY SUPPLY CO
3/15/2013	62910050	11450	1,062.50	J F KIELY CONSTRUCTION CO
3/15/2013	62910050	11450	682.50	GRAY SUPPLY CO
3/15/2013	62910050	11450	630.00	GRAY SUPPLY CO
3/15/2013	62910050	11450	630.00	GRAY SUPPLY CO
3/15/2013	62910050	11450	687.50	J F KIELY CONSTRUCTION CO
3/15/2013	62910050	11450	2,000.00	J F KIELY CONSTRUCTION CO
3/15/2013	62910050	11450	630.00	GRAY SUPPLY CO
3/15/2013	62910050	11450	630.00	GRAY SUPPLY CO
3/15/2013	62910050	11450	682.50	GRAY SUPPLY CO
3/15/2013	62910050	11450	682.50	GRAY SUPPLY CO
3/15/2013	62910050	11450	750.00	J F KIELY CONSTRUCTION CO
3/15/2013	62910050	11450	62.50	J F KIELY CONSTRUCTION CO
3/15/2013	62910050	11450	1,312.50	J F KIELY CONSTRUCTION CO
3/15/2013	62910050	11450	630.00	GRAY SUPPLY CO
3/15/2013	62910050	11450	630.00	GRAY SUPPLY CO
3/15/2013	62910050	11450	630.00	GRAY SUPPLY CO
3/15/2013	62910050	11450	125.00	J F KIELY CONSTRUCTION CO
3/15/2013	62910050	11450	125.00	J F KIELY CONSTRUCTION CO
3/15/2013	62910050	11450	125.00	J F KIELY CONSTRUCTION CO
11/30/2012	62910050	11450	2,080.00	J F KIELY CONSTRUCTION CO
11/30/2012	62910050	11450	520.00	J F KIELY CONSTRUCTION CO
12/15/2012	62910050	11450	550.00	GRAY SUPPLY CO
12/15/2012	62910050	11450	520.00	J F KIELY CONSTRUCTION CO
12/15/2012	62910050	11450	1,040.00	J F KIELY CONSTRUCTION CO
12/31/2012	62910050	11450	650.00	J F KIELY CONSTRUCTION CO
1/30/2013	62910050	11450	3,240.00	J F KIELY CONSTRUCTION CO
2/15/2013	62910050	11450	750.00	J F KIELY CONSTRUCTION CO
2/15/2013	62910050	11450	562.50	J F KIELY CONSTRUCTION CO
3/15/2013	62910050	11450	125.00	J F KIELY CONSTRUCTION CO
3/15/2013	62910050	11450	125.00	J F KIELY CONSTRUCTION CO
3/15/2013	62910050	11450	630.00	GRAY SUPPLY CO
3/15/2013	62910050	11450	630.00	GRAY SUPPLY CO
3/15/2013	62910050	11450	1,687.50	J F KIELY CONSTRUCTION CO

DATE	BusUnit	Acct	Amount	Explanation
3/15/2013	62910050	11450	125.00	J F KIELY CONSTRUCTION CO
3/15/2013	62910050	11450	125.00	J F KIELY CONSTRUCTION CO
3/15/2013	62910050	11450	187.50	J F KIELY CONSTRUCTION CO
3/15/2013	62910050	11450	125.00	J F KIELY CONSTRUCTION CO
3/15/2013	62910050	11450	125.00	J F KIELY CONSTRUCTION CO
12/15/2012	62910050	11450	385.00	GRAY SUPPLY CO
12/15/2012	62910050	11450	385.00	GRAY SUPPLY CO
12/15/2012	62910050	11450	585.00	J F KIELY CONSTRUCTION CO
12/31/2012	62910050	11450	650.00	J F KIELY CONSTRUCTION CO
1/15/2013	62910050	11450	900.00	GRAY SUPPLY CO
1/15/2013	62910050	11450	258.00	GRAY SUPPLY CO
1/30/2013	62910050	11450	2,520.00	J F KIELY CONSTRUCTION CO
1/30/2013	62910050	11450	300.00	J F KIELY CONSTRUCTION CO
2/15/2013	62910050	11450	15.55	GRAY SUPPLY CO
2/15/2013	62910050	11450	1,102.50	GRAY SUPPLY CO
2/28/2013	62910050	11450	997.50	GRAY SUPPLY CO
3/15/2013	62910050	11450	630.00	GRAY SUPPLY CO
11/30/2012	62910050	11450	780.00	J F KIELY CONSTRUCTION CO
11/30/2012	62910050	11450	650.00	J F KIELY CONSTRUCTION CO
12/15/2012	62910050	11450	660.00	GRAY SUPPLY CO
12/15/2012	62910050	11450	660.00	GRAY SUPPLY CO
12/15/2012	62910050	11450	390.00	J F KIELY CONSTRUCTION CO
1/15/2013	62910050	11450	1,140.00	J F KIELY CONSTRUCTION CO
1/30/2013	62910050	11450	1,440.00	J F KIELY CONSTRUCTION CO
1/30/2013	62910050	11450	1,440.00	J F KIELY CONSTRUCTION CO
1/30/2013	62910050	11450	250.00	GRAY SUPPLY CO
2/15/2013	62910050	11450	600.00	J F KIELY CONSTRUCTION CO
3/15/2013	62910050	11450	125.00	J F KIELY CONSTRUCTION CO
3/15/2013	62910050	11450	125.00	J F KIELY CONSTRUCTION CO
11/30/2012	62910050	11450	1,040.00	J F KIELY CONSTRUCTION CO
11/30/2012	62910050	11450	585.00	J F KIELY CONSTRUCTION CO
12/15/2012	62910050	11450	660.00	GRAY SUPPLY CO
12/15/2012	62910050	11450	495.00	GRAY SUPPLY CO
12/15/2012	62910050	11450	605.00	GRAY SUPPLY CO
12/15/2012	62910050	11450	585.00	J F KIELY CONSTRUCTION CO
12/31/2012	62910050	11450	975.00	J F KIELY CONSTRUCTION CO
1/15/2013	62910050	11450	850.00	GRAY SUPPLY CO
1/30/2013	62910050	11450	720.00	J F KIELY CONSTRUCTION CO
2/15/2013	62910050	11450	1,125.00	J F KIELY CONSTRUCTION CO
2/28/2013	62910050	11450	1,000.00	J F KIELY CONSTRUCTION CO
3/15/2013	62910050	11450	875.00	J F KIELY CONSTRUCTION CO
3/15/2013	62910050	11450	630.00	GRAY SUPPLY CO
11/30/2012	62910050	11450	1,495.00	J F KIELY CONSTRUCTION CO
11/30/2012	62910050	11450	520.00	J F KIELY CONSTRUCTION CO
12/15/2012	62910050	11450	1,100.00	GRAY SUPPLY CO
12/15/2012	62910050	11450	260.00	J F KIELY CONSTRUCTION CO
1/30/2013	62910050	11450	960.00	J F KIELY CONSTRUCTION CO
1/30/2013	62910050	11450	750.00	GRAY SUPPLY CO
2/15/2013	62910050	11450	480.00	J F KIELY CONSTRUCTION CO
2/15/2013	62910050	11450	937.50	J F KIELY CONSTRUCTION CO
2/28/2013	62910050	11450	125.00	J F KIELY CONSTRUCTION CO
2/28/2013	62910050	11450	137.00	GRAY SUPPLY CO
3/15/2013	62910050	11450	630.00	GRAY SUPPLY CO
3/30/2013	62910050	11450	1,950.00	J F KIELY CONSTRUCTION CO
3/30/2013	62910050	11450	750.00	J F KIELY CONSTRUCTION CO
3/30/2013	62910050	11450	171.70	GRAY SUPPLY CO
3/30/2013	62910050	11450	147.28	GRAY SUPPLY CO
3/30/2013	62910050	11450	241.50	GRAY SUPPLY CO
3/30/2013	62910050	11450	244.50	GRAY SUPPLY CO
3/30/2013	62910050	11450	3,187.50	J F KIELY CONSTRUCTION CO
3/30/2013	62910050	11450	1,125.00	J F KIELY CONSTRUCTION CO
11/30/2012	62910050	11450	1,300.00	J F KIELY CONSTRUCTION CO
11/30/2012	62910050	11450	975.00	J F KIELY CONSTRUCTION CO
11/30/2012	62910050	11450	1,040.00	J F KIELY CONSTRUCTION CO
11/30/2012	62910050	11450	520.00	J F KIELY CONSTRUCTION CO
11/30/2012	62910050	11450	520.00	J F KIELY CONSTRUCTION CO
12/15/2012	62910050	11450	1,595.00	GRAY SUPPLY CO
12/15/2012	62910050	11450	275.00	GRAY SUPPLY CO
1/30/2013	62910050	11450	1,200.00	J F KIELY CONSTRUCTION CO
1/30/2013	62910050	11450	480.00	J F KIELY CONSTRUCTION CO
1/30/2013	62910050	11450	1,380.00	J F KIELY CONSTRUCTION CO

DATE	BusUnit	Acct	Amount	Explanation
2/15/2013	62910050	11450	1,000.00	J F KIELY CONSTRUCTION CO
3/15/2013	62910050	11450	125.00	J F KIELY CONSTRUCTION CO
3/30/2013	62910050	11450	1,000.00	J F KIELY CONSTRUCTION CO
3/30/2013	62910050	11450	750.00	J F KIELY CONSTRUCTION CO
3/30/2013	62910050	11450	1,750.00	J F KIELY CONSTRUCTION CO
3/30/2013	62910050	11450	1,875.00	J F KIELY CONSTRUCTION CO
3/30/2013	62910050	11450	750.00	J F KIELY CONSTRUCTION CO
3/30/2013	62910050	11450	562.50	J F KIELY CONSTRUCTION CO
3/30/2013	62910050	11450	1,000.00	J F KIELY CONSTRUCTION CO
3/30/2013	62910050	11450	375.00	J F KIELY CONSTRUCTION CO
3/30/2013	62910050	11450	735.00	GRAY SUPPLY CO
3/30/2013	62910050	11450	787.50	GRAY SUPPLY CO
3/30/2013	62910050	11450	682.50	GRAY SUPPLY CO
3/30/2013	62910050	11450	840.00	GRAY SUPPLY CO
3/30/2013	62910050	11450	1,187.50	J F KIELY CONSTRUCTION CO
3/30/2013	62910050	11450	577.50	GRAY SUPPLY CO
3/30/2013	62910050	11450	875.00	J F KIELY CONSTRUCTION CO
3/30/2013	62910050	11450	682.50	GRAY SUPPLY CO
3/30/2013	62910050	11450	1,187.50	J F KIELY CONSTRUCTION CO
3/30/2013	62910050	11450	577.50	GRAY SUPPLY CO
3/30/2013	62910050	11450	1,312.50	J F KIELY CONSTRUCTION CO
3/30/2013	62910050	11450	1,312.50	J F KIELY CONSTRUCTION CO
3/30/2013	62910050	11450	1,062.50	J F KIELY CONSTRUCTION CO
3/30/2013	62910050	11450	937.50	J F KIELY CONSTRUCTION CO
3/30/2013	62910050	11450	630.00	GRAY SUPPLY CO
3/30/2013	62910050	11450	630.00	GRAY SUPPLY CO
3/30/2013	62910050	11450	630.00	GRAY SUPPLY CO
3/30/2013	62910050	11450	630.00	GRAY SUPPLY CO
3/30/2013	62910050	11450	630.00	GRAY SUPPLY CO
3/30/2013	62910050	11450	630.00	GRAY SUPPLY CO
3/30/2013	62910050	11450	682.50	GRAY SUPPLY CO
3/30/2013	62910050	11450	682.50	GRAY SUPPLY CO
3/30/2013	62910050	11450	750.00	J F KIELY CONSTRUCTION CO
3/30/2013	62910050	11450	937.50	J F KIELY CONSTRUCTION CO
3/30/2013	62910050	11450	630.00	GRAY SUPPLY CO
3/30/2013	62910050	11450	125.00	J F KIELY CONSTRUCTION CO
11/15/2012	62910050	11450	2,210.00	J F KIELY CONSTRUCTION CO
11/30/2012	62910050	11450	1,040.00	J F KIELY CONSTRUCTION CO
11/30/2012	62910050	11450	1,040.00	J F KIELY CONSTRUCTION CO
11/30/2012	62910050	11450	2,600.00	J F KIELY CONSTRUCTION CO
11/30/2012	62910050	11450	1,040.00	J F KIELY CONSTRUCTION CO
11/30/2012	62910050	11450	1,040.00	J F KIELY CONSTRUCTION CO
11/30/2012	62910050	11450	2,970.00	GRAY SUPPLY CO
11/30/2012	62910050	11450	1,320.00	GRAY SUPPLY CO
11/30/2012	62910050	11450	325.00	J F KIELY CONSTRUCTION CO
11/30/2012	62910050	11450	1,105.00	J F KIELY CONSTRUCTION CO
11/30/2012	62910050	11450	260.00	J F KIELY CONSTRUCTION CO
11/30/2012	62910050	11450	2,925.00	J F KIELY CONSTRUCTION CO
11/30/2012	62910050	11450	520.00	J F KIELY CONSTRUCTION CO
11/30/2012	62910050	11450	780.00	J F KIELY CONSTRUCTION CO
11/30/2012	62910050	11450	520.00	J F KIELY CONSTRUCTION CO
11/30/2012	62910050	11450	780.00	J F KIELY CONSTRUCTION CO
11/30/2012	62910050	11450	1,300.00	J F KIELY CONSTRUCTION CO
11/30/2012	62910050	11450	1,950.00	J F KIELY CONSTRUCTION CO
12/15/2012	62910050	11450	1,815.00	GRAY SUPPLY CO
12/15/2012	62910050	11450	1,155.00	GRAY SUPPLY CO
12/15/2012	62910050	11450	1,100.00	GRAY SUPPLY CO
11/15/2012	62910050	11450	1,950.00	J F KIELY CONSTRUCTION CO
11/30/2012	62910050	11450	520.00	J F KIELY CONSTRUCTION CO
11/30/2012	62910050	11450	910.00	J F KIELY CONSTRUCTION CO
12/15/2012	62910050	11450	440.00	GRAY SUPPLY CO
12/15/2012	62910050	11450	1,560.00	J F KIELY CONSTRUCTION CO
12/15/2012	62910050	11450	1,560.00	J F KIELY CONSTRUCTION CO
12/15/2012	62910050	11450	1,040.00	J F KIELY CONSTRUCTION CO
12/15/2012	62910050	11450	520.00	J F KIELY CONSTRUCTION CO
12/15/2012	62910050	11450	1,375.00	GRAY SUPPLY CO
12/15/2012	62910050	11450	1,045.00	GRAY SUPPLY CO
12/15/2012	62910050	11450	605.00	GRAY SUPPLY CO
12/15/2012	62910050	11450	1,375.00	GRAY SUPPLY CO
12/15/2012	62910050	11450	660.00	GRAY SUPPLY CO
12/15/2012	62910050	11450	390.00	J F KIELY CONSTRUCTION CO

DATE	BusUnit	Acct	Amount	Explanation
12/15/2012	62910050	11450	585.00	J F KIELY CONSTRUCTION CO
12/15/2012	62910050	11450	1,980.00	GRAY SUPPLY CO
12/15/2012	62910050	11450	780.00	J F KIELY CONSTRUCTION CO
12/15/2012	62910050	11450	520.00	J F KIELY CONSTRUCTION CO
12/15/2012	62910050	11450	715.00	J F KIELY CONSTRUCTION CO
12/15/2012	62910050	11450	520.00	J F KIELY CONSTRUCTION CO
12/15/2012	62910050	11450	660.00	GRAY SUPPLY CO
12/15/2012	62910050	11450	385.00	GRAY SUPPLY CO
12/15/2012	62910050	11450	660.00	GRAY SUPPLY CO
12/15/2012	62910050	11450	780.00	J F KIELY CONSTRUCTION CO
12/15/2012	62910050	11450	1,300.00	J F KIELY CONSTRUCTION CO
12/15/2012	62910050	11450	650.00	J F KIELY CONSTRUCTION CO
12/15/2012	62910050	11450	1,300.00	J F KIELY CONSTRUCTION CO
11/30/2012	62910050	11450	585.00	J F KIELY CONSTRUCTION CO
12/15/2012	62910050	11450	660.00	GRAY SUPPLY CO
12/15/2012	62910050	11450	1,650.00	GRAY SUPPLY CO
12/15/2012	62910050	11450	660.00	GRAY SUPPLY CO
12/15/2012	62910050	11450	1,170.00	J F KIELY CONSTRUCTION CO
12/31/2012	62910050	11450	495.00	GRAY SUPPLY CO
12/31/2012	62910050	11450	385.00	GRAY SUPPLY CO
12/31/2012	62910050	11450	880.00	GRAY SUPPLY CO
12/31/2012	62910050	11450	585.00	J F KIELY CONSTRUCTION CO
12/31/2012	62910050	11450	390.00	J F KIELY CONSTRUCTION CO
12/31/2012	62910050	11450	1,485.00	GRAY SUPPLY CO
12/31/2012	62910050	11450	1,650.00	GRAY SUPPLY CO
12/31/2012	62910050	11450	1,705.00	GRAY SUPPLY CO
12/31/2012	62910050	11450	650.00	J F KIELY CONSTRUCTION CO
12/31/2012	62910050	11450	260.00	J F KIELY CONSTRUCTION CO
12/31/2012	62910050	11450	390.00	J F KIELY CONSTRUCTION CO
12/31/2012	62910050	11450	660.00	GRAY SUPPLY CO
12/31/2012	62910050	11450	2,340.00	J F KIELY CONSTRUCTION CO
12/31/2012	62910050	11450	520.00	J F KIELY CONSTRUCTION CO
12/31/2012	62910050	11450	520.00	J F KIELY CONSTRUCTION CO
12/31/2012	62910050	11450	520.00	J F KIELY CONSTRUCTION CO
11/30/2012	62910050	11450	585.00	J F KIELY CONSTRUCTION CO
12/31/2012	62910050	11450	650.00	J F KIELY CONSTRUCTION CO
12/31/2012	62910050	11450	1,040.00	J F KIELY CONSTRUCTION CO
11/30/2012	62910050	11450	1,300.00	J F KIELY CONSTRUCTION CO
11/30/2012	62910050	11450	1,560.00	J F KIELY CONSTRUCTION CO
12/31/2012	62910050	11450	440.00	GRAY SUPPLY CO
1/15/2013	62910050	11450	46.11	GRAY SUPPLY CO
1/15/2013	62910050	11450	88.00	GRAY SUPPLY CO
1/15/2013	62910050	11450	200.00	GRAY SUPPLY CO
1/15/2013	62910050	11450	168.37	GRAY SUPPLY CO
1/15/2013	62910050	11450	101.17	GRAY SUPPLY CO
1/15/2013	62910050	11450	302.48	GRAY SUPPLY CO
1/15/2013	62910050	11450	88.00	GRAY SUPPLY CO
1/15/2013	62910050	11450	780.00	J F KIELY CONSTRUCTION CO
1/15/2013	62910050	11450	910.00	J F KIELY CONSTRUCTION CO
1/15/2013	62910050	11450	1,820.00	J F KIELY CONSTRUCTION CO
1/15/2013	62910050	11450	1,560.00	J F KIELY CONSTRUCTION CO
1/15/2013	62910050	11450	975.00	J F KIELY CONSTRUCTION CO
1/15/2013	62910050	11450	1,920.00	J F KIELY CONSTRUCTION CO
11/30/2012	62910050	11450	1,040.00	J F KIELY CONSTRUCTION CO
12/15/2012	62910050	11450	4,160.00	J F KIELY CONSTRUCTION CO
12/15/2012	62910050	11450	585.00	J F KIELY CONSTRUCTION CO
12/31/2012	62910050	11450	1,540.00	GRAY SUPPLY CO
1/15/2013	62910050	11450	1,000.00	GRAY SUPPLY CO
1/30/2013	62910050	11450	250.00	GRAY SUPPLY CO
11/30/2012	62910050	11450	1,040.00	J F KIELY CONSTRUCTION CO
11/30/2012	62910050	11450	1,040.00	J F KIELY CONSTRUCTION CO
11/30/2012	62910050	11450	1,300.00	J F KIELY CONSTRUCTION CO
11/30/2012	62910050	11450	520.00	J F KIELY CONSTRUCTION CO
12/15/2012	62910050	11450	1,040.00	J F KIELY CONSTRUCTION CO
12/15/2012	62910050	11450	1,300.00	J F KIELY CONSTRUCTION CO
12/15/2012	62910050	11450	520.00	J F KIELY CONSTRUCTION CO
1/30/2013	62910050	11450	1,650.00	GRAY SUPPLY CO
1/30/2013	62910050	11450	200.00	GRAY SUPPLY CO
1/30/2013	62910050	11450	149.99	GRAY SUPPLY CO
1/30/2013	62910050	11450	67.07	GRAY SUPPLY CO
1/30/2013	62910050	11450	50.63	GRAY SUPPLY CO

DATE	BusUnit	Acct	Amount	Explanation
1/30/2013	62910050	11450	250.00	GRAY SUPPLY CO
1/30/2013	62910050	11450	200.00	GRAY SUPPLY CO
1/30/2013	62910050	11450	349.80	J F KIELY CONSTRUCTION CO
1/30/2013	62910050	11450	1,300.00	J F KIELY CONSTRUCTION CO
1/30/2013	62910050	11450	1,040.00	J F KIELY CONSTRUCTION CO
1/30/2013	62910050	11450	540.00	J F KIELY CONSTRUCTION CO
1/30/2013	62910050	11450	2,040.00	J F KIELY CONSTRUCTION CO
1/30/2013	62910050	11450	900.00	GRAY SUPPLY CO
1/30/2013	62910050	11450	1,550.00	GRAY SUPPLY CO
1/30/2013	62910050	11450	850.00	GRAY SUPPLY CO
1/30/2013	62910050	11450	850.00	GRAY SUPPLY CO
1/30/2013	62910050	11450	900.00	GRAY SUPPLY CO
1/30/2013	62910050	11450	1,860.00	J F KIELY CONSTRUCTION CO
1/30/2013	62910050	11450	1,440.00	J F KIELY CONSTRUCTION CO
1/30/2013	62910050	11450	480.00	J F KIELY CONSTRUCTION CO
1/30/2013	62910050	11450	720.00	J F KIELY CONSTRUCTION CO
1/30/2013	62910050	11450	1,200.00	J F KIELY CONSTRUCTION CO
1/30/2013	62910050	11450	720.00	J F KIELY CONSTRUCTION CO
1/30/2013	62910050	11450	480.00	J F KIELY CONSTRUCTION CO
1/30/2013	62910050	11450	1,200.00	J F KIELY CONSTRUCTION CO
1/30/2013	62910050	11450	960.00	J F KIELY CONSTRUCTION CO
1/30/2013	62910050	11450	1,620.00	J F KIELY CONSTRUCTION CO
1/30/2013	62910050	11450	1,020.00	J F KIELY CONSTRUCTION CO
1/30/2013	62910050	11450	960.00	J F KIELY CONSTRUCTION CO
1/30/2013	62910050	11450	720.00	J F KIELY CONSTRUCTION CO
1/30/2013	62910050	11450	1,200.00	J F KIELY CONSTRUCTION CO
1/30/2013	62910050	11450	1,920.00	J F KIELY CONSTRUCTION CO
1/30/2013	62910050	11450	600.00	J F KIELY CONSTRUCTION CO
1/30/2013	62910050	11450	840.00	J F KIELY CONSTRUCTION CO
11/30/2012	62910050	11450	650.00	J F KIELY CONSTRUCTION CO
12/15/2012	62910050	11450	1,540.00	GRAY SUPPLY CO
12/15/2012	62910050	11450	1,040.00	J F KIELY CONSTRUCTION CO
12/15/2012	62910050	11450	520.00	J F KIELY CONSTRUCTION CO
1/30/2013	62910050	11450	200.00	GRAY SUPPLY CO
1/30/2013	62910050	11450	720.00	J F KIELY CONSTRUCTION CO
1/30/2013	62910050	11450	720.00	J F KIELY CONSTRUCTION CO
1/30/2013	62910050	11450	360.00	J F KIELY CONSTRUCTION CO
1/30/2013	62910050	11450	480.00	J F KIELY CONSTRUCTION CO
1/30/2013	62910050	11450	360.00	J F KIELY CONSTRUCTION CO
1/30/2013	62910050	11450	1,380.00	J F KIELY CONSTRUCTION CO
1/30/2013	62910050	11450	480.00	J F KIELY CONSTRUCTION CO
1/30/2013	62910050	11450	480.00	J F KIELY CONSTRUCTION CO
1/30/2013	62910050	11450	480.00	J F KIELY CONSTRUCTION CO
1/30/2013	62910050	11450	300.00	J F KIELY CONSTRUCTION CO
1/30/2013	62910050	11450	360.00	J F KIELY CONSTRUCTION CO
11/30/2012	62910050	11450	1,300.00	J F KIELY CONSTRUCTION CO
11/30/2012	62910050	11450	520.00	J F KIELY CONSTRUCTION CO
11/30/2012	62910050	11450	780.00	J F KIELY CONSTRUCTION CO
12/15/2012	62910050	11450	385.00	GRAY SUPPLY CO
12/31/2012	62910050	11450	650.00	J F KIELY CONSTRUCTION CO
12/31/2012	62910050	11450	910.00	J F KIELY CONSTRUCTION CO
12/31/2012	62910050	11450	3,055.00	J F KIELY CONSTRUCTION CO
12/31/2012	62910050	11450	1,540.00	GRAY SUPPLY CO
1/15/2013	62910050	11450	1,200.00	J F KIELY CONSTRUCTION CO
1/30/2013	62910050	11450	720.00	J F KIELY CONSTRUCTION CO
1/30/2013	62910050	11450	720.00	J F KIELY CONSTRUCTION CO
1/30/2013	62910050	11450	480.00	J F KIELY CONSTRUCTION CO
1/30/2013	62910050	11450	1,500.00	GRAY SUPPLY CO
1/30/2013	62910050	11450	850.00	GRAY SUPPLY CO
1/30/2013	62910050	11450	900.00	GRAY SUPPLY CO
11/30/2012	62910050	11450	780.00	J F KIELY CONSTRUCTION CO
1/15/2013	62910050	11450	1,260.00	J F KIELY CONSTRUCTION CO
1/30/2013	62910050	11450	720.00	J F KIELY CONSTRUCTION CO
1/30/2013	62910050	11450	720.00	J F KIELY CONSTRUCTION CO
1/30/2013	62910050	11450	840.00	J F KIELY CONSTRUCTION CO
2/15/2013	62910050	11450	720.00	J F KIELY CONSTRUCTION CO
2/15/2013	62910050	11450	1,250.00	J F KIELY CONSTRUCTION CO
2/15/2013	62910050	11450	937.50	J F KIELY CONSTRUCTION CO
2/15/2013	62910050	11450	500.00	GRAY SUPPLY CO
2/15/2013	62910050	11450	21.65	GRAY SUPPLY CO
2/15/2013	62910050	11450	900.00	GRAY SUPPLY CO

DATE	BusUnit	Acct	Amount	Explanation
2/15/2013	62910050	11450	900.00	GRAY SUPPLY CO
2/15/2013	62910050	11450	950.00	GRAY SUPPLY CO
2/15/2013	62910050	11450	291.11	GRAY SUPPLY CO
2/15/2013	62910050	11450	1,150.00	GRAY SUPPLY CO
2/15/2013	62910050	11450	1,050.00	GRAY SUPPLY CO
2/15/2013	62910050	11450	400.00	GRAY SUPPLY CO
2/15/2013	62910050	11450	1,050.00	GRAY SUPPLY CO
2/15/2013	62910050	11450	997.50	GRAY SUPPLY CO
2/15/2013	62910050	11450	1,102.50	GRAY SUPPLY CO
2/15/2013	62910050	11450	1,102.50	GRAY SUPPLY CO
2/15/2013	62910050	11450	780.00	J F KIELY CONSTRUCTION CO
2/15/2013	62910050	11450	480.00	J F KIELY CONSTRUCTION CO
2/15/2013	62910050	11450	720.00	J F KIELY CONSTRUCTION CO
2/15/2013	62910050	11450	1,620.00	J F KIELY CONSTRUCTION CO
2/15/2013	62910050	11450	1,312.50	J F KIELY CONSTRUCTION CO
2/15/2013	62910050	11450	875.00	J F KIELY CONSTRUCTION CO
11/30/2012	62910050	11450	1,595.00	GRAY SUPPLY CO
12/15/2012	62910050	11450	1,560.00	J F KIELY CONSTRUCTION CO
12/15/2012	62910050	11450	390.00	J F KIELY CONSTRUCTION CO
12/15/2012	62910050	11450	520.00	J F KIELY CONSTRUCTION CO
12/15/2012	62910050	11450	520.00	J F KIELY CONSTRUCTION CO
1/15/2013	62910050	11450	1,350.00	GRAY SUPPLY CO
1/30/2013	62910050	11450	720.00	J F KIELY CONSTRUCTION CO
1/30/2013	62910050	11450	1,380.00	J F KIELY CONSTRUCTION CO
1/30/2013	62910050	11450	250.00	GRAY SUPPLY CO
2/15/2013	62910050	11450	720.00	J F KIELY CONSTRUCTION CO
2/15/2013	62910050	11450	892.50	GRAY SUPPLY CO
2/15/2013	62910050	11450	625.00	J F KIELY CONSTRUCTION CO
2/15/2013	62910050	11450	812.50	J F KIELY CONSTRUCTION CO
2/15/2013	62910050	11450	1,250.00	J F KIELY CONSTRUCTION CO
2/15/2013	62910050	11450	1,000.00	J F KIELY CONSTRUCTION CO
2/15/2013	62910050	11450	1,250.00	J F KIELY CONSTRUCTION CO
2/15/2013	62910050	11450	1,500.00	J F KIELY CONSTRUCTION CO
2/15/2013	62910050	11450	240.00	J F KIELY CONSTRUCTION CO
2/15/2013	62910050	11450	360.00	J F KIELY CONSTRUCTION CO
2/15/2013	62910050	11450	1,250.00	J F KIELY CONSTRUCTION CO
2/15/2013	62910050	11450	180.00	J F KIELY CONSTRUCTION CO
2/15/2013	62910050	11450	960.00	J F KIELY CONSTRUCTION CO
2/15/2013	62910050	11450	240.00	J F KIELY CONSTRUCTION CO
2/15/2013	62910050	11450	1,125.00	J F KIELY CONSTRUCTION CO
2/15/2013	62910050	11450	2,062.50	J F KIELY CONSTRUCTION CO
2/15/2013	62910050	11450	240.00	J F KIELY CONSTRUCTION CO
2/15/2013	62910050	11450	240.00	J F KIELY CONSTRUCTION CO
2/15/2013	62910050	11450	1,620.00	J F KIELY CONSTRUCTION CO
2/15/2013	62910050	11450	1,187.50	J F KIELY CONSTRUCTION CO
2/15/2013	62910050	11450	1,000.00	J F KIELY CONSTRUCTION CO
2/15/2013	62910050	11450	1,000.00	J F KIELY CONSTRUCTION CO
11/30/2012	62910050	11450	1,040.00	J F KIELY CONSTRUCTION CO
12/15/2012	62910050	11450	1,485.00	GRAY SUPPLY CO
12/15/2012	62910050	11450	390.00	J F KIELY CONSTRUCTION CO
1/30/2013	62910050	11450	720.00	J F KIELY CONSTRUCTION CO
2/15/2013	62910050	11450	480.00	J F KIELY CONSTRUCTION CO
2/15/2013	62910050	11450	1,050.00	GRAY SUPPLY CO
11/30/2012	62910050	11450	1,365.00	J F KIELY CONSTRUCTION CO
11/30/2012	62910050	11450	520.00	J F KIELY CONSTRUCTION CO
11/30/2012	62910050	11450	1,560.00	J F KIELY CONSTRUCTION CO
11/30/2012	62910050	11450	780.00	J F KIELY CONSTRUCTION CO
12/15/2012	62910050	11450	660.00	GRAY SUPPLY CO
12/15/2012	62910050	11450	520.00	J F KIELY CONSTRUCTION CO
12/31/2012	62910050	11450	1,250.00	GRAY SUPPLY CO
1/30/2013	62910050	11450	50.64	GRAY SUPPLY CO
2/15/2013	62910050	11450	1,440.00	J F KIELY CONSTRUCTION CO
2/15/2013	62910050	11450	480.00	J F KIELY CONSTRUCTION CO
2/15/2013	62910050	11450	240.00	J F KIELY CONSTRUCTION CO
2/15/2013	62910050	11450	937.50	J F KIELY CONSTRUCTION CO
2/15/2013	62910050	11450	1,500.00	J F KIELY CONSTRUCTION CO
2/15/2013	62910050	11450	1,500.00	J F KIELY CONSTRUCTION CO
2/15/2013	62910050	11450	892.50	GRAY SUPPLY CO
11/30/2012	62910050	11450	780.00	J F KIELY CONSTRUCTION CO
12/15/2012	62910050	11450	385.00	GRAY SUPPLY CO
12/15/2012	62910050	11450	440.00	GRAY SUPPLY CO

DATE	BusUnit	Acct	Amount	Explanation
12/31/2012	62910050	11450	520.00	J F KIELY CONSTRUCTION CO
1/30/2013	62910050	11450	1,980.00	J F KIELY CONSTRUCTION CO
2/15/2013	62910050	11450	840.00	GRAY SUPPLY CO
2/28/2013	62910050	11450	93.82	J F KIELY CONSTRUCTION CO
2/28/2013	62910050	11450	1,125.00	J F KIELY CONSTRUCTION CO
2/28/2013	62910050	11450	750.00	J F KIELY CONSTRUCTION CO
2/28/2013	62910050	11450	840.00	GRAY SUPPLY CO
11/30/2012	62910050	11450	2,795.00	J F KIELY CONSTRUCTION CO
1/15/2013	62910050	11450	780.00	J F KIELY CONSTRUCTION CO
1/30/2013	62910050	11450	420.00	J F KIELY CONSTRUCTION CO
1/30/2013	62910050	11450	720.00	J F KIELY CONSTRUCTION CO
1/30/2013	62910050	11450	200.00	GRAY SUPPLY CO
2/15/2013	62910050	11450	720.00	J F KIELY CONSTRUCTION CO
2/15/2013	62910050	11450	960.00	J F KIELY CONSTRUCTION CO
2/15/2013	62910050	11450	240.00	J F KIELY CONSTRUCTION CO
2/28/2013	62910050	11450	320.00	J F KIELY CONSTRUCTION CO
2/28/2013	62910050	11450	892.50	GRAY SUPPLY CO
2/28/2013	62910050	11450	787.50	GRAY SUPPLY CO
2/28/2013	62910050	11450	(1,250.00)	J F KIELY CONSTRUCTION CO
2/28/2013	62910050	11450	562.50	J F KIELY CONSTRUCTION CO
2/28/2013	62910050	11450	997.50	GRAY SUPPLY CO
2/28/2013	62910050	11450	562.50	J F KIELY CONSTRUCTION CO
2/28/2013	62910050	11450	892.50	GRAY SUPPLY CO
2/28/2013	62910050	11450	375.00	J F KIELY CONSTRUCTION CO
2/28/2013	62910050	11450	1,000.00	J F KIELY CONSTRUCTION CO
2/28/2013	62910050	11450	1,000.00	J F KIELY CONSTRUCTION CO
2/28/2013	62910050	11450	1,000.00	J F KIELY CONSTRUCTION CO
2/28/2013	62910050	11450	375.00	J F KIELY CONSTRUCTION CO
2/28/2013	62910050	11450	750.00	J F KIELY CONSTRUCTION CO
2/28/2013	62910050	11450	375.00	J F KIELY CONSTRUCTION CO
2/28/2013	62910050	11450	812.50	J F KIELY CONSTRUCTION CO
2/28/2013	62910050	11450	750.00	J F KIELY CONSTRUCTION CO
2/28/2013	62910050	11450	1,000.00	J F KIELY CONSTRUCTION CO
2/28/2013	62910050	11450	562.50	J F KIELY CONSTRUCTION CO
2/28/2013	62910050	11450	812.50	J F KIELY CONSTRUCTION CO
2/28/2013	62910050	11450	1,000.00	J F KIELY CONSTRUCTION CO
2/28/2013	62910050	11450	1,750.00	J F KIELY CONSTRUCTION CO
11/30/2012	62910050	11450	455.00	J F KIELY CONSTRUCTION CO
11/30/2012	62910050	11450	1,040.00	J F KIELY CONSTRUCTION CO
12/15/2012	62910050	11450	1,265.00	GRAY SUPPLY CO
12/15/2012	62910050	11450	660.00	GRAY SUPPLY CO
1/15/2013	62910050	11450	1,050.00	GRAY SUPPLY CO
1/15/2013	62910050	11450	88.00	GRAY SUPPLY CO
1/15/2013	62910050	11450	17.01	GRAY SUPPLY CO
2/15/2013	62910050	11450	1,100.00	GRAY SUPPLY CO
2/15/2013	62910050	11450	892.50	GRAY SUPPLY CO
2/28/2013	62910050	11450	892.50	GRAY SUPPLY CO
2/28/2013	62910050	11450	997.50	GRAY SUPPLY CO
2/28/2013	62910050	11450	892.50	GRAY SUPPLY CO
2/28/2013	62910050	11450	945.00	GRAY SUPPLY CO
2/28/2013	62910050	11450	892.50	GRAY SUPPLY CO
2/28/2013	62910050	11450	750.00	J F KIELY CONSTRUCTION CO
2/28/2013	62910050	11450	750.00	J F KIELY CONSTRUCTION CO
2/28/2013	62910050	11450	750.00	J F KIELY CONSTRUCTION CO
2/28/2013	62910050	11450	750.00	J F KIELY CONSTRUCTION CO
2/28/2013	62910050	11450	500.00	J F KIELY CONSTRUCTION CO
2/28/2013	62910050	11450	500.00	J F KIELY CONSTRUCTION CO
2/28/2013	62910050	11450	735.00	GRAY SUPPLY CO
2/28/2013	62910050	11450	840.00	GRAY SUPPLY CO
2/28/2013	62910050	11450	875.00	J F KIELY CONSTRUCTION CO
2/28/2013	62910050	11450	125.00	J F KIELY CONSTRUCTION CO
2/28/2013	62910050	11450	125.00	J F KIELY CONSTRUCTION CO
2/28/2013	62910050	11450	500.00	J F KIELY CONSTRUCTION CO
2/28/2013	62910050	11450	375.00	J F KIELY CONSTRUCTION CO
2/28/2013	62910050	11450	312.50	J F KIELY CONSTRUCTION CO
2/28/2013	62910050	11450	250.00	J F KIELY CONSTRUCTION CO
2/28/2013	62910050	11450	187.50	J F KIELY CONSTRUCTION CO
2/28/2013	62910050	11450	125.00	J F KIELY CONSTRUCTION CO
12/15/2012	62910050	11450	440.00	GRAY SUPPLY CO
12/15/2012	62910050	11450	910.00	J F KIELY CONSTRUCTION CO
12/15/2012	62910050	11450	520.00	J F KIELY CONSTRUCTION CO

DATE	BusUnit	Acct	Amount	Explanation
12/31/2012	62910050	11450	520.00	J F KIELY CONSTRUCTION CO
12/31/2012	62910050	11450	1,320.00	GRAY SUPPLY CO
1/30/2013	62910050	11450	1,080.00	J F KIELY CONSTRUCTION CO
1/30/2013	62910050	11450	300.00	J F KIELY CONSTRUCTION CO
2/15/2013	62910050	11450	480.00	J F KIELY CONSTRUCTION CO
2/15/2013	62910050	11450	480.00	J F KIELY CONSTRUCTION CO
2/28/2013	62910050	11450	125.00	J F KIELY CONSTRUCTION CO
2/28/2013	62910050	11450	125.00	J F KIELY CONSTRUCTION CO
2/28/2013	62910050	11450	187.50	J F KIELY CONSTRUCTION CO
12/15/2012	62910050	11450	770.00	GRAY SUPPLY CO
12/15/2012	62910050	11450	520.00	J F KIELY CONSTRUCTION CO
12/31/2012	62910050	11450	520.00	J F KIELY CONSTRUCTION CO
12/31/2012	62910050	11450	55.00	GRAY SUPPLY CO
12/31/2012	62910050	11450	1,870.00	GRAY SUPPLY CO
1/15/2013	62910050	11450	960.00	J F KIELY CONSTRUCTION CO
1/30/2013	62910050	11450	720.00	J F KIELY CONSTRUCTION CO
1/30/2013	62910050	11450	800.00	GRAY SUPPLY CO
2/28/2013	62910050	11450	875.00	J F KIELY CONSTRUCTION CO
2/28/2013	62910050	11450	125.00	J F KIELY CONSTRUCTION CO
2/28/2013	62910050	11450	682.50	GRAY SUPPLY CO
11/30/2012	62910050	11450	1,650.00	GRAY SUPPLY CO
12/15/2012	62910050	11450	1,155.00	GRAY SUPPLY CO
12/31/2012	62910050	11450	495.00	GRAY SUPPLY CO
12/31/2012	62910050	11450	1,430.00	GRAY SUPPLY CO
12/31/2012	62910050	11450	1,500.00	GRAY SUPPLY CO
1/30/2013	62910050	11450	360.00	J F KIELY CONSTRUCTION CO
1/30/2013	62910050	11450	420.00	J F KIELY CONSTRUCTION CO
2/28/2013	62910050	11450	750.00	J F KIELY CONSTRUCTION CO
11/30/2012	62910050	11450	3,315.00	J F KIELY CONSTRUCTION CO
12/15/2012	62910050	11450	260.00	J F KIELY CONSTRUCTION CO
12/31/2012	62910050	11450	780.00	J F KIELY CONSTRUCTION CO
12/31/2012	62910050	11450	1,485.00	GRAY SUPPLY CO
1/15/2013	62910050	11450	780.00	J F KIELY CONSTRUCTION CO
1/15/2013	62910050	11450	1,100.00	GRAY SUPPLY CO
1/30/2013	62910050	11450	960.00	J F KIELY CONSTRUCTION CO
1/30/2013	62910050	11450	600.00	J F KIELY CONSTRUCTION CO
2/15/2013	62910050	11450	375.00	J F KIELY CONSTRUCTION CO
2/15/2013	62910050	11450	240.00	J F KIELY CONSTRUCTION CO
2/15/2013	62910050	11450	1,500.00	J F KIELY CONSTRUCTION CO
2/28/2013	62910050	11450	1,125.00	J F KIELY CONSTRUCTION CO
2/28/2013	62910050	11450	945.00	GRAY SUPPLY CO
3/15/2013	62910050	11450	20.32	GRAY SUPPLY CO
3/15/2013	62910050	11450	15.75	GRAY SUPPLY CO
3/15/2013	62910050	11450	390.77	GRAY SUPPLY CO
3/15/2013	62910050	11450	25.27	GRAY SUPPLY CO
3/15/2013	62910050	11450	1,750.00	J F KIELY CONSTRUCTION CO
3/15/2013	62910050	11450	750.00	J F KIELY CONSTRUCTION CO
3/15/2013	62910050	11450	812.50	J F KIELY CONSTRUCTION CO
3/15/2013	62910050	11450	1,000.00	J F KIELY CONSTRUCTION CO
3/15/2013	62910050	11450	500.00	J F KIELY CONSTRUCTION CO
3/15/2013	62910050	11450	750.00	J F KIELY CONSTRUCTION CO
3/15/2013	62910050	11450	1,000.00	J F KIELY CONSTRUCTION CO
3/15/2013	62910050	11450	750.00	J F KIELY CONSTRUCTION CO
3/15/2013	62910050	11450	1,125.00	J F KIELY CONSTRUCTION CO
3/15/2013	62910050	11450	562.50	J F KIELY CONSTRUCTION CO
3/15/2013	62910050	11450	1,000.00	J F KIELY CONSTRUCTION CO
3/15/2013	62910050	11450	1,000.00	J F KIELY CONSTRUCTION CO
3/15/2013	62910050	11450	630.00	GRAY SUPPLY CO
3/15/2013	62910050	11450	315.00	GRAY SUPPLY CO
3/15/2013	62910050	11450	562.50	J F KIELY CONSTRUCTION CO
3/15/2013	62910050	11450	562.50	J F KIELY CONSTRUCTION CO
3/15/2013	62910050	11450	630.00	GRAY SUPPLY CO
3/15/2013	62910050	11450	630.00	GRAY SUPPLY CO
3/15/2013	62910050	11450	125.00	J F KIELY CONSTRUCTION CO
3/15/2013	62910050	11450	125.00	J F KIELY CONSTRUCTION CO
11/30/2012	62910050	11450	1,755.00	J F KIELY CONSTRUCTION CO
11/30/2012	62910050	11450	1,625.00	J F KIELY CONSTRUCTION CO
11/30/2012	62910050	11450	1,040.00	J F KIELY CONSTRUCTION CO
11/30/2012	62910050	11450	8,060.00	J F KIELY CONSTRUCTION CO
11/30/2012	62910050	11450	520.00	J F KIELY CONSTRUCTION CO
12/15/2012	62910050	11450	1,925.00	GRAY SUPPLY CO

DATE	BusUnit	Acct	Amount	Explanation
12/15/2012	62910050	11450	390.00	J F KIELY CONSTRUCTION CO
12/15/2012	62910050	11450	780.00	J F KIELY CONSTRUCTION CO
12/15/2012	62910050	11450	1,560.00	J F KIELY CONSTRUCTION CO
12/31/2012	62910050	11450	385.00	GRAY SUPPLY CO
1/15/2013	62910050	11450	1,300.00	J F KIELY CONSTRUCTION CO
1/15/2013	62910050	11450	480.00	J F KIELY CONSTRUCTION CO
1/15/2013	62910050	11450	800.00	GRAY SUPPLY CO
1/15/2013	62910050	11450	1,200.00	GRAY SUPPLY CO
1/30/2013	62910050	11450	360.00	J F KIELY CONSTRUCTION CO
2/28/2013	62910050	11450	375.00	J F KIELY CONSTRUCTION CO
3/15/2013	62910050	11450	500.00	J F KIELY CONSTRUCTION CO
3/15/2013	62910050	11450	812.50	J F KIELY CONSTRUCTION CO
3/15/2013	62910050	11450	1,250.00	J F KIELY CONSTRUCTION CO
3/15/2013	62910050	11450	750.00	J F KIELY CONSTRUCTION CO
3/15/2013	62910050	11450	1,250.00	J F KIELY CONSTRUCTION CO
3/15/2013	62910050	11450	62.50	J F KIELY CONSTRUCTION CO
3/15/2013	62910050	11450	125.00	J F KIELY CONSTRUCTION CO
3/15/2013	62910050	11450	630.00	GRAY SUPPLY CO
3/15/2013	62910050	11450	630.00	GRAY SUPPLY CO
3/15/2013	62910050	11450	630.00	GRAY SUPPLY CO
3/15/2013	62910050	11450	125.00	J F KIELY CONSTRUCTION CO
3/15/2013	62910050	11450	125.00	J F KIELY CONSTRUCTION CO
3/15/2013	62910050	11450	630.00	GRAY SUPPLY CO
3/15/2013	62910050	11450	630.00	GRAY SUPPLY CO
3/15/2013	62910050	11450	630.00	GRAY SUPPLY CO
3/15/2013	62910050	11450	630.00	GRAY SUPPLY CO
3/15/2013	62910050	11450	62.50	J F KIELY CONSTRUCTION CO
3/15/2013	62910050	11450	62.50	J F KIELY CONSTRUCTION CO
11/30/2012	62910050	11450	455.00	J F KIELY CONSTRUCTION CO
11/30/2012	62910050	11450	1,040.00	J F KIELY CONSTRUCTION CO
11/30/2012	62910050	11450	975.00	J F KIELY CONSTRUCTION CO
12/15/2012	62910050	11450	2,035.00	GRAY SUPPLY CO
12/15/2012	62910050	11450	660.00	GRAY SUPPLY CO
12/15/2012	62910050	11450	770.00	GRAY SUPPLY CO
12/31/2012	62910050	11450	585.00	J F KIELY CONSTRUCTION CO
1/30/2013	62910050	11450	720.00	J F KIELY CONSTRUCTION CO
2/15/2013	62910050	11450	892.50	GRAY SUPPLY CO
3/15/2013	62910050	11450	875.00	J F KIELY CONSTRUCTION CO
3/15/2013	62910050	11450	125.00	J F KIELY CONSTRUCTION CO
3/15/2013	62910050	11450	62.50	J F KIELY CONSTRUCTION CO
3/15/2013	62910050	11450	630.00	GRAY SUPPLY CO
3/15/2013	62910050	11450	125.00	J F KIELY CONSTRUCTION CO
3/15/2013	62910050	11450	125.00	J F KIELY CONSTRUCTION CO
11/30/2012	62910050	11450	1,300.00	J F KIELY CONSTRUCTION CO
11/30/2012	62910050	11450	650.00	J F KIELY CONSTRUCTION CO
12/15/2012	62910050	11450	1,870.00	GRAY SUPPLY CO
12/15/2012	62910050	11450	390.00	J F KIELY CONSTRUCTION CO
12/15/2012	62910050	11450	2,600.00	J F KIELY CONSTRUCTION CO
12/31/2012	62910050	11450	1,170.00	J F KIELY CONSTRUCTION CO
12/31/2012	62910050	11450	910.00	J F KIELY CONSTRUCTION CO
1/30/2013	62910050	11450	720.00	J F KIELY CONSTRUCTION CO
1/30/2013	62910050	11450	720.00	J F KIELY CONSTRUCTION CO
1/30/2013	62910050	11450	480.00	J F KIELY CONSTRUCTION CO
1/30/2013	62910050	11450	840.00	J F KIELY CONSTRUCTION CO
1/30/2013	62910050	11450	720.00	J F KIELY CONSTRUCTION CO
2/15/2013	62910050	11450	1,050.00	GRAY SUPPLY CO
2/15/2013	62910050	11450	750.00	GRAY SUPPLY CO
2/15/2013	62910050	11450	244.24	GRAY SUPPLY CO
2/15/2013	62910050	11450	1,000.00	GRAY SUPPLY CO
2/28/2013	62910050	11450	1,500.00	J F KIELY CONSTRUCTION CO
2/28/2013	62910050	11450	562.50	J F KIELY CONSTRUCTION CO
2/28/2013	62910050	11450	2,625.00	J F KIELY CONSTRUCTION CO
2/28/2013	62910050	11450	945.00	GRAY SUPPLY CO
3/15/2013	62910050	11450	750.00	J F KIELY CONSTRUCTION CO
11/30/2012	62910050	11450	2,145.00	J F KIELY CONSTRUCTION CO
11/30/2012	62910050	11450	520.00	J F KIELY CONSTRUCTION CO
12/15/2012	62910050	11450	1,595.00	GRAY SUPPLY CO
12/31/2012	62910050	11450	1,040.00	J F KIELY CONSTRUCTION CO
12/31/2012	62910050	11450	1,375.00	GRAY SUPPLY CO
1/15/2013	62910050	11450	302.48	GRAY SUPPLY CO
1/30/2013	62910050	11450	480.00	J F KIELY CONSTRUCTION CO

DATE	BusUnit	Acct	Amount	Explanation
1/30/2013	62910050	11450	720.00	J F KIELY CONSTRUCTION CO
1/30/2013	62910050	11450	900.00	GRAY SUPPLY CO
2/15/2013	62910050	11450	444.23	J F KIELY CONSTRUCTION CO
2/28/2013	62910050	11450	500.00	J F KIELY CONSTRUCTION CO
12/15/2012	62910050	11450	385.00	GRAY SUPPLY CO
12/31/2012	62910050	11450	520.00	J F KIELY CONSTRUCTION CO
1/30/2013	62910050	11450	1,560.00	J F KIELY CONSTRUCTION CO
1/30/2013	62910050	11450	900.00	GRAY SUPPLY CO
2/15/2013	62910050	11450	500.00	J F KIELY CONSTRUCTION CO
2/28/2013	62910050	11450	500.00	J F KIELY CONSTRUCTION CO
2/28/2013	62910050	11450	562.50	J F KIELY CONSTRUCTION CO
3/30/2013	62910050	11450	1,312.50	J F KIELY CONSTRUCTION CO
3/30/2013	62910050	11450	228.66	GRAY SUPPLY CO
3/30/2013	62910050	11450	630.00	GRAY SUPPLY CO
3/30/2013	62910050	11450	562.50	J F KIELY CONSTRUCTION CO
3/30/2013	62910050	11450	250.00	J F KIELY CONSTRUCTION CO
11/30/2012	62910050	11450	520.00	J F KIELY CONSTRUCTION CO
11/30/2012	62910050	11450	975.00	J F KIELY CONSTRUCTION CO
11/30/2012	62910050	11450	585.00	J F KIELY CONSTRUCTION CO
11/30/2012	62910050	11450	520.00	J F KIELY CONSTRUCTION CO
11/30/2012	62910050	11450	1,170.00	J F KIELY CONSTRUCTION CO
11/30/2012	62910050	11450	520.00	J F KIELY CONSTRUCTION CO
11/30/2012	62910050	11450	520.00	J F KIELY CONSTRUCTION CO
12/15/2012	62910050	11450	1,815.00	GRAY SUPPLY CO
12/15/2012	62910050	11450	520.00	J F KIELY CONSTRUCTION CO
1/30/2013	62910050	11450	480.00	J F KIELY CONSTRUCTION CO
1/30/2013	62910050	11450	650.00	GRAY SUPPLY CO
1/30/2013	62910050	11450	200.00	GRAY SUPPLY CO
2/15/2013	62910050	11450	480.00	J F KIELY CONSTRUCTION CO
2/15/2013	62910050	11450	750.00	GRAY SUPPLY CO
2/15/2013	62910050	11450	14.51	GRAY SUPPLY CO
2/15/2013	62910050	11450	840.00	GRAY SUPPLY CO
2/28/2013	62910050	11450	1,312.50	J F KIELY CONSTRUCTION CO
2/28/2013	62910050	11450	375.00	J F KIELY CONSTRUCTION CO
3/30/2013	62910050	11450	1,000.00	J F KIELY CONSTRUCTION CO
3/30/2013	62910050	11450	1,250.00	J F KIELY CONSTRUCTION CO
3/30/2013	62910050	11450	1,375.00	J F KIELY CONSTRUCTION CO
3/30/2013	62910050	11450	1,375.00	J F KIELY CONSTRUCTION CO
3/30/2013	62910050	11450	1,000.00	J F KIELY CONSTRUCTION CO
3/30/2013	62910050	11450	750.00	J F KIELY CONSTRUCTION CO
3/30/2013	62910050	11450	375.00	J F KIELY CONSTRUCTION CO
3/30/2013	62910050	11450	1,187.50	J F KIELY CONSTRUCTION CO
3/30/2013	62910050	11450	840.00	GRAY SUPPLY CO
3/30/2013	62910050	11450	1,125.00	J F KIELY CONSTRUCTION CO
3/30/2013	62910050	11450	892.50	GRAY SUPPLY CO
3/30/2013	62910050	11450	682.50	GRAY SUPPLY CO
3/30/2013	62910050	11450	630.00	GRAY SUPPLY CO
3/30/2013	62910050	11450	682.50	GRAY SUPPLY CO
11/30/2012	62910050	11450	1,040.00	J F KIELY CONSTRUCTION CO
12/15/2012	62910050	11450	660.00	GRAY SUPPLY CO
12/15/2012	62910050	11450	3,380.00	J F KIELY CONSTRUCTION CO
1/15/2013	62910050	11450	650.00	J F KIELY CONSTRUCTION CO
1/15/2013	62910050	11450	800.00	GRAY SUPPLY CO
1/30/2013	62910050	11450	600.00	J F KIELY CONSTRUCTION CO
2/15/2013	62910050	11450	960.00	J F KIELY CONSTRUCTION CO
3/15/2013	62910050	11450	187.50	J F KIELY CONSTRUCTION CO
3/30/2013	62910050	11450	562.50	J F KIELY CONSTRUCTION CO
3/30/2013	62910050	11450	1,187.50	J F KIELY CONSTRUCTION CO
3/30/2013	62910050	11450	1,125.00	J F KIELY CONSTRUCTION CO
3/30/2013	62910050	11450	500.00	J F KIELY CONSTRUCTION CO
3/30/2013	62910050	11450	1,000.00	J F KIELY CONSTRUCTION CO
3/30/2013	62910050	11450	1,102.50	GRAY SUPPLY CO
3/30/2013	62910050	11450	562.50	J F KIELY CONSTRUCTION CO
3/30/2013	62910050	11450	375.00	J F KIELY CONSTRUCTION CO
3/30/2013	62910050	11450	1,312.50	J F KIELY CONSTRUCTION CO
3/30/2013	62910050	11450	750.00	J F KIELY CONSTRUCTION CO
3/30/2013	62910050	11450	210.00	GRAY SUPPLY CO
12/31/2012	62910050	11450	520.00	J F KIELY CONSTRUCTION CO
12/31/2012	62910050	11450	1,040.00	J F KIELY CONSTRUCTION CO
1/15/2013	62910050	11450	2,600.00	J F KIELY CONSTRUCTION CO
1/30/2013	62910050	11450	480.00	J F KIELY CONSTRUCTION CO

DATE	BusUnit	Acct	Amount	Explanation
1/30/2013	62910050	11450	1,600.00	GRAY SUPPLY CO
2/28/2013	62910050	11450	562.50	J F KIELY CONSTRUCTION CO
2/28/2013	62910050	11450	750.00	J F KIELY CONSTRUCTION CO
3/15/2013	62910050	11450	125.00	J F KIELY CONSTRUCTION CO
3/15/2013	62910050	11450	125.00	J F KIELY CONSTRUCTION CO
3/30/2013	62910050	11450	630.00	GRAY SUPPLY CO
3/30/2013	62910050	11450	682.50	GRAY SUPPLY CO
3/30/2013	62910050	11450	2,250.00	J F KIELY CONSTRUCTION CO
3/30/2013	62910050	11450	500.00	J F KIELY CONSTRUCTION CO
3/30/2013	62910050	11450	171.38	GRAY SUPPLY CO
3/30/2013	62910050	11450	630.00	GRAY SUPPLY CO
3/30/2013	62910050	11450	630.00	GRAY SUPPLY CO
3/30/2013	62910050	11450	630.00	GRAY SUPPLY CO
3/30/2013	62910050	11450	630.00	GRAY SUPPLY CO
3/30/2013	62910050	11450	682.50	GRAY SUPPLY CO
3/30/2013	62910050	11450	125.00	J F KIELY CONSTRUCTION CO
3/30/2013	62910050	11450	125.00	J F KIELY CONSTRUCTION CO
3/30/2013	62910050	11450	1,000.00	J F KIELY CONSTRUCTION CO
3/30/2013	62910050	11450	750.00	J F KIELY CONSTRUCTION CO
3/30/2013	62910050	11450	1,375.00	J F KIELY CONSTRUCTION CO
3/30/2013	62910050	11450	630.00	GRAY SUPPLY CO
3/30/2013	62910050	11450	1,500.00	J F KIELY CONSTRUCTION CO
3/30/2013	62910050	11450	1,437.50	J F KIELY CONSTRUCTION CO
11/30/2012	62910050	11450	650.00	J F KIELY CONSTRUCTION CO
12/15/2012	62910050	11450	385.00	GRAY SUPPLY CO
1/15/2013	62910050	11450	1,200.00	J F KIELY CONSTRUCTION CO
1/30/2013	62910050	11450	900.00	GRAY SUPPLY CO
2/15/2013	62910050	11450	2,400.00	J F KIELY CONSTRUCTION CO
2/15/2013	62910050	11450	945.00	GRAY SUPPLY CO
2/28/2013	62910050	11450	500.00	J F KIELY CONSTRUCTION CO
3/15/2013	62910050	11450	562.50	J F KIELY CONSTRUCTION CO
3/15/2013	62910050	11450	125.00	J F KIELY CONSTRUCTION CO
3/30/2013	62910050	11450	630.00	GRAY SUPPLY CO
3/30/2013	62910050	11450	750.00	J F KIELY CONSTRUCTION CO
11/30/2012	62910050	11450	3,685.00	GRAY SUPPLY CO
1/15/2013	62910050	11450	2,450.00	GRAY SUPPLY CO
1/30/2013	62910050	11450	1,150.00	GRAY SUPPLY CO
1/30/2013	62910050	11450	187.99	GRAY SUPPLY CO
1/30/2013	62910050	11450	1,200.00	GRAY SUPPLY CO
2/15/2013	62910050	11450	127.37	GRAY SUPPLY CO
2/15/2013	62910050	11450	1,102.50	GRAY SUPPLY CO
2/15/2013	62910050	11450	1,102.50	GRAY SUPPLY CO
2/15/2013	62910050	11450	850.00	GRAY SUPPLY CO
2/15/2013	62910050	11450	1,155.00	GRAY SUPPLY CO
2/15/2013	62910050	11450	1,100.00	GRAY SUPPLY CO
2/15/2013	62910050	11450	997.50	GRAY SUPPLY CO
2/28/2013	62910050	11450	1,155.00	GRAY SUPPLY CO
2/28/2013	62910050	11450	945.00	GRAY SUPPLY CO
2/28/2013	62910050	11450	735.00	GRAY SUPPLY CO
2/28/2013	62910050	11450	840.00	GRAY SUPPLY CO
3/15/2013	62910050	11450	20.32	GRAY SUPPLY CO
12/15/2012	62910050	11450	1,265.00	GRAY SUPPLY CO
2/28/2013	62910050	11450	262.50	GRAY SUPPLY CO
3/15/2013	62910050	11450	1,260.00	GRAY SUPPLY CO
3/15/2013	62910050	11450	1,155.00	GRAY SUPPLY CO
2/15/2013	62910050	11450	950.00	GRAY SUPPLY CO
2/15/2013	62910050	11450	1,102.50	GRAY SUPPLY CO
3/30/2013	62910050	11450	147.28	GRAY SUPPLY CO
3/30/2013	62910050	11450	213.41	GRAY SUPPLY CO
12/31/2012	62910050	11450	2,695.00	GRAY SUPPLY CO
1/15/2013	62910050	11450	800.00	GRAY SUPPLY CO
1/30/2013	62910050	11450	187.98	GRAY SUPPLY CO
2/15/2013	62910050	11450	800.00	GRAY SUPPLY CO
2/15/2013	62910050	11450	900.00	GRAY SUPPLY CO
2/28/2013	62910050	11450	892.50	GRAY SUPPLY CO
2/28/2013	62910050	11450	892.50	GRAY SUPPLY CO
2/28/2013	62910050	11450	892.50	GRAY SUPPLY CO
12/31/2012	62910050	11450	1,540.00	GRAY SUPPLY CO
2/28/2013	62910050	11450	420.00	GRAY SUPPLY CO
12/15/2012	62910050	11450	1,430.00	GRAY SUPPLY CO
2/28/2013	62910050	11450	892.50	GRAY SUPPLY CO

DATE	BusUnit	Acct	Amount	Explanation
3/15/2013	62910050	11450	1,260.00	GRAY SUPPLY CO
3/15/2013	62910050	11450	1,260.00	GRAY SUPPLY CO
3/15/2013	62910050	11450	1,837.50	GRAY SUPPLY CO
2/15/2013	62910050	11450	900.00	GRAY SUPPLY CO
2/15/2013	62910050	11450	900.00	GRAY SUPPLY CO
3/30/2013	62910050	11450	89.07	GRAY SUPPLY CO
3/30/2013	62910050	11450	89.07	GRAY SUPPLY CO
3/30/2013	62910050	11450	682.50	GRAY SUPPLY CO
3/30/2013	62910050	11450	945.00	GRAY SUPPLY CO
12/31/2012	62910050	11450	1,485.00	GRAY SUPPLY CO
1/15/2013	62910050	11450	6.60	GRAY SUPPLY CO
12/15/2012	62910050	11450	1,375.00	GRAY SUPPLY CO
2/15/2013	62910050	11450	127.38	GRAY SUPPLY CO
2/15/2013	62910050	11450	400.00	GRAY SUPPLY CO
2/15/2013	62910050	11450	14.59	GRAY SUPPLY CO
2/15/2013	62910050	11450	800.00	GRAY SUPPLY CO
2/15/2013	62910050	11450	850.00	GRAY SUPPLY CO
2/28/2013	62910050	11450	1,102.50	GRAY SUPPLY CO
2/28/2013	62910050	11450	262.50	GRAY SUPPLY CO
2/28/2013	62910050	11450	262.50	GRAY SUPPLY CO
2/15/2013	62910050	11450	1,050.00	GRAY SUPPLY CO
2/28/2013	62910050	11450	472.50	GRAY SUPPLY CO
2/15/2013	62910050	11450	1,260.00	GRAY SUPPLY CO
2/28/2013	62910050	11450	892.50	GRAY SUPPLY CO
3/15/2013	62910050	11450	1,207.50	GRAY SUPPLY CO
3/15/2013	62910050	11450	1,837.50	GRAY SUPPLY CO
3/15/2013	62910050	11450	105.00	GRAY SUPPLY CO
2/28/2013	62910050	11450	262.50	GRAY SUPPLY CO
2/28/2013	62910050	11450	682.50	GRAY SUPPLY CO
3/15/2013	62910050	11450	65.84	GRAY SUPPLY CO
3/30/2013	62910050	11450	124.33	GRAY SUPPLY CO
3/30/2013	62910050	11450	124.34	GRAY SUPPLY CO
11/30/2012	62910050	11450	650.00	J F KIELY CONSTRUCTION CO
11/30/2012	62910050	11450	1,040.00	J F KIELY CONSTRUCTION CO
12/15/2012	62910050	11450	1,040.00	J F KIELY CONSTRUCTION CO
12/15/2012	62910050	11450	520.00	J F KIELY CONSTRUCTION CO
12/15/2012	62910050	11450	975.00	J F KIELY CONSTRUCTION CO
1/15/2013	62910050	11450	850.00	GRAY SUPPLY CO
11/30/2012	62910050	11450	780.00	J F KIELY CONSTRUCTION CO
1/30/2013	62910050	11450	960.00	J F KIELY CONSTRUCTION CO
1/30/2013	62910050	11450	360.00	J F KIELY CONSTRUCTION CO
12/15/2012	62910050	11450	1,540.00	GRAY SUPPLY CO
12/15/2012	62910050	11450	1,820.00	J F KIELY CONSTRUCTION CO
1/30/2013	62910050	11450	2,580.00	J F KIELY CONSTRUCTION CO
11/30/2012	62910050	11450	2,600.00	J F KIELY CONSTRUCTION CO
12/15/2012	62910050	11450	880.00	GRAY SUPPLY CO
2/15/2013	62910050	11450	3,375.00	J F KIELY CONSTRUCTION CO
2/15/2013	62910050	11450	2,000.00	J F KIELY CONSTRUCTION CO
2/15/2013	62910050	11450	500.00	J F KIELY CONSTRUCTION CO
2/15/2013	62910050	11450	720.00	J F KIELY CONSTRUCTION CO
11/30/2012	62910050	11450	780.00	J F KIELY CONSTRUCTION CO
12/15/2012	62910050	11450	444.23	J F KIELY CONSTRUCTION CO
11/15/2012	62910050	11450	3,250.00	J F KIELY CONSTRUCTION CO
2/15/2013	62910050	11450	1,500.00	J F KIELY CONSTRUCTION CO
2/28/2013	62910050	11450	93.82	J F KIELY CONSTRUCTION CO
2/28/2013	62910050	11450	562.50	J F KIELY CONSTRUCTION CO
11/30/2012	62910050	11450	780.00	J F KIELY CONSTRUCTION CO
11/30/2012	62910050	11450	650.00	J F KIELY CONSTRUCTION CO
12/31/2012	62910050	11450	1,040.00	J F KIELY CONSTRUCTION CO
11/30/2012	62910050	11450	2,080.00	J F KIELY CONSTRUCTION CO
2/15/2013	62910050	11450	1,500.00	J F KIELY CONSTRUCTION CO
12/15/2012	62910050	11450	330.00	GRAY SUPPLY CO
12/15/2012	62910050	11450	1,235.00	J F KIELY CONSTRUCTION CO
2/15/2013	62910050	11450	937.50	J F KIELY CONSTRUCTION CO
1/30/2013	62910050	11450	480.00	J F KIELY CONSTRUCTION CO
11/30/2012	62910050	11450	780.00	J F KIELY CONSTRUCTION CO
1/30/2013	62910050	11450	540.00	J F KIELY CONSTRUCTION CO
2/15/2013	62910050	11450	480.00	J F KIELY CONSTRUCTION CO
2/15/2013	62910050	11450	1,000.00	J F KIELY CONSTRUCTION CO
3/30/2013	62910050	11450	520.00	J F KIELY CONSTRUCTION CO
3/30/2013	62910050	11450	1,875.00	J F KIELY CONSTRUCTION CO

DATE	BusUnit	Acct	Amount	Explanation
3/30/2013	62910050	11450	1,187.50	J F KIELY CONSTRUCTION CO
11/30/2012	62910050	11450	390.00	J F KIELY CONSTRUCTION CO
12/15/2012	62910050	11450	845.00	J F KIELY CONSTRUCTION CO
12/15/2012	62910050	11450	390.00	J F KIELY CONSTRUCTION CO
11/30/2012	62910050	11450	780.00	J F KIELY CONSTRUCTION CO
11/30/2012	62910050	11450	1,300.00	J F KIELY CONSTRUCTION CO
12/31/2012	62910050	11450	650.00	J F KIELY CONSTRUCTION CO
11/30/2012	62910050	11450	520.00	J F KIELY CONSTRUCTION CO
12/31/2012	62910050	11450	1,040.00	J F KIELY CONSTRUCTION CO
1/15/2013	62910050	11450	1,170.00	J F KIELY CONSTRUCTION CO
11/15/2012	62910050	11450	5,200.00	J F KIELY CONSTRUCTION CO
12/15/2012	62910050	11450	780.00	J F KIELY CONSTRUCTION CO
12/31/2012	62910050	11450	1,430.00	GRAY SUPPLY CO
1/30/2013	62910050	11450	1,200.00	J F KIELY CONSTRUCTION CO
11/15/2012	62910050	11450	585.00	J F KIELY CONSTRUCTION CO
1/30/2013	62910050	11450	67.41	GRAY SUPPLY CO
11/30/2012	62910050	11450	715.00	J F KIELY CONSTRUCTION CO
2/15/2013	62910050	11450	2,000.00	J F KIELY CONSTRUCTION CO
2/15/2013	62910050	11450	1,250.00	J F KIELY CONSTRUCTION CO
12/15/2012	62910050	11450	2,275.00	J F KIELY CONSTRUCTION CO
12/31/2012	62910050	11450	260.00	J F KIELY CONSTRUCTION CO
1/30/2013	62910050	11450	1,800.00	J F KIELY CONSTRUCTION CO
11/30/2012	62910050	11450	1,040.00	J F KIELY CONSTRUCTION CO
2/28/2013	62910050	11450	2,250.00	J F KIELY CONSTRUCTION CO
2/28/2013	62910050	11450	2,000.00	J F KIELY CONSTRUCTION CO
11/30/2012	62910050	11450	650.00	J F KIELY CONSTRUCTION CO
11/30/2012	62910050	11450	1,950.00	J F KIELY CONSTRUCTION CO
11/30/2012	62910050	11450	2,340.00	J F KIELY CONSTRUCTION CO
12/15/2012	62910050	11450	780.00	J F KIELY CONSTRUCTION CO
1/30/2013	62910050	11450	660.00	J F KIELY CONSTRUCTION CO
3/15/2013	62910050	11450	1,250.00	J F KIELY CONSTRUCTION CO
3/15/2013	62910050	11450	2,625.00	J F KIELY CONSTRUCTION CO
12/15/2012	62910050	11450	880.00	GRAY SUPPLY CO
11/30/2012	62910050	11450	520.00	J F KIELY CONSTRUCTION CO
2/28/2013	62910050	11450	580.48	J F KIELY CONSTRUCTION CO
2/28/2013	62910050	11450	1,500.00	J F KIELY CONSTRUCTION CO
12/15/2012	62910050	11450	585.00	J F KIELY CONSTRUCTION CO
12/15/2012	62910050	11450	1,300.00	J F KIELY CONSTRUCTION CO
11/15/2012	62910050	11450	2,340.00	J F KIELY CONSTRUCTION CO
11/30/2012	62910050	11450	1,040.00	J F KIELY CONSTRUCTION CO
11/30/2012	62910050	11450	1,040.00	J F KIELY CONSTRUCTION CO
11/30/2012	62910050	11450	390.00	J F KIELY CONSTRUCTION CO
11/30/2012	62910050	11450	780.00	J F KIELY CONSTRUCTION CO
11/30/2012	62910050	11450	520.00	J F KIELY CONSTRUCTION CO
11/30/2012	62910050	11450	1,040.00	J F KIELY CONSTRUCTION CO
11/30/2012	62910050	11450	520.00	J F KIELY CONSTRUCTION CO
12/31/2012	62910050	11450	585.00	J F KIELY CONSTRUCTION CO
11/30/2012	62910050	11450	520.00	J F KIELY CONSTRUCTION CO
11/15/2012	62910050	11450	975.00	J F KIELY CONSTRUCTION CO
1/15/2013	62910050	11450	200.00	GRAY SUPPLY CO
1/15/2013	62910050	11450	(585.00)	J F KIELY CONSTRUCTION CO
1/15/2013	62910050	11450	88.00	GRAY SUPPLY CO
1/15/2013	62910050	11450	910.00	J F KIELY CONSTRUCTION CO
1/15/2013	62910050	11450	1,560.00	J F KIELY CONSTRUCTION CO
11/30/2012	62910050	11450	1,040.00	J F KIELY CONSTRUCTION CO
11/30/2012	62910050	11450	2,405.00	J F KIELY CONSTRUCTION CO
12/15/2012	62910050	11450	520.00	J F KIELY CONSTRUCTION CO
11/15/2012	62910050	11450	2,860.00	J F KIELY CONSTRUCTION CO
1/30/2013	62910050	11450	250.00	GRAY SUPPLY CO
1/30/2013	62910050	11450	960.00	J F KIELY CONSTRUCTION CO
1/30/2013	62910050	11450	1,560.00	J F KIELY CONSTRUCTION CO
1/30/2013	62910050	11450	2,280.00	J F KIELY CONSTRUCTION CO
12/15/2012	62910050	11450	780.00	J F KIELY CONSTRUCTION CO
12/31/2012	62910050	11450	585.00	J F KIELY CONSTRUCTION CO
2/15/2013	62910050	11450	1,580.00	J F KIELY CONSTRUCTION CO
2/15/2013	62910050	11450	1,250.00	J F KIELY CONSTRUCTION CO
2/15/2013	62910050	11450	1,440.00	J F KIELY CONSTRUCTION CO
11/30/2012	62910050	11450	1,235.00	J F KIELY CONSTRUCTION CO
12/15/2012	62910050	11450	780.00	J F KIELY CONSTRUCTION CO
1/30/2013	62910050	11450	300.00	J F KIELY CONSTRUCTION CO
11/30/2012	62910050	11450	1,560.00	J F KIELY CONSTRUCTION CO

DATE	BusUnit	Acct	Amount	Explanation
1/15/2013	62910050	11450	(585.00)	J F KIELY CONSTRUCTION CO
12/15/2012	62910050	11450	1,980.00	GRAY SUPPLY CO
2/15/2013	62910050	11450	812.50	J F KIELY CONSTRUCTION CO
2/28/2013	62910050	11450	3,395.12	J F KIELY CONSTRUCTION CO
2/28/2013	62910050	11450	750.00	J F KIELY CONSTRUCTION CO
11/30/2012	62910050	11450	780.00	J F KIELY CONSTRUCTION CO
11/15/2012	62910050	11450	1,215.00	J F KIELY CONSTRUCTION CO
2/15/2013	62910050	11450	1,875.00	J F KIELY CONSTRUCTION CO
11/15/2012	62910050	11450	975.00	J F KIELY CONSTRUCTION CO
1/30/2013	62910050	11450	240.00	J F KIELY CONSTRUCTION CO
1/30/2013	62910050	11450	1,140.00	J F KIELY CONSTRUCTION CO
11/15/2012	62910050	11450	975.00	J F KIELY CONSTRUCTION CO
11/30/2012	62910050	11450	650.00	J F KIELY CONSTRUCTION CO
12/31/2012	62910050	11450	455.00	J F KIELY CONSTRUCTION CO
2/28/2013	62910050	11450	580.48	J F KIELY CONSTRUCTION CO
11/30/2012	62910050	11450	3,250.00	J F KIELY CONSTRUCTION CO
12/15/2012	62910050	11450	585.00	J F KIELY CONSTRUCTION CO
12/15/2012	62910050	11450	1,925.00	GRAY SUPPLY CO
12/15/2012	62910050	11450	1,300.00	J F KIELY CONSTRUCTION CO
2/15/2013	62910050	11450	360.00	J F KIELY CONSTRUCTION CO
3/30/2013	62910050	11450	520.00	J F KIELY CONSTRUCTION CO
3/30/2013	62910050	11450	520.00	J F KIELY CONSTRUCTION CO
11/30/2012	62910050	11450	1,365.00	J F KIELY CONSTRUCTION CO
12/15/2012	62910050	11450	520.00	J F KIELY CONSTRUCTION CO
12/15/2012	62910050	11450	650.00	J F KIELY CONSTRUCTION CO
12/15/2012	62910050	11450	780.00	J F KIELY CONSTRUCTION CO
12/31/2012	62910050	11450	1,040.00	J F KIELY CONSTRUCTION CO
11/30/2012	62910050	11450	650.00	J F KIELY CONSTRUCTION CO
12/15/2012	62910050	11450	845.00	J F KIELY CONSTRUCTION CO
12/15/2012	62910050	11450	1,040.00	J F KIELY CONSTRUCTION CO
2/28/2013	62910050	11450	1,250.00	J F KIELY CONSTRUCTION CO
12/31/2012	62910050	11450	650.00	J F KIELY CONSTRUCTION CO
12/15/2012	62910050	11450	660.00	GRAY SUPPLY CO
12/31/2012	62910050	11450	650.00	J F KIELY CONSTRUCTION CO
12/15/2012	62910050	11450	1,430.00	J F KIELY CONSTRUCTION CO
11/15/2012	62910050	11450	2,730.00	J F KIELY CONSTRUCTION CO
12/15/2012	62910050	11450	1,040.00	J F KIELY CONSTRUCTION CO
12/15/2012	62910050	11450	1,625.00	J F KIELY CONSTRUCTION CO
12/31/2012	62910050	11450	1,560.00	J F KIELY CONSTRUCTION CO
1/15/2013	62910050	11450	255.11	J F KIELY CONSTRUCTION CO
12/15/2012	62910050	11450	1,430.00	J F KIELY CONSTRUCTION CO
12/15/2012	62910050	11450	780.00	J F KIELY CONSTRUCTION CO
11/30/2012	62910050	11450	650.00	J F KIELY CONSTRUCTION CO
11/30/2012	62910050	11450	585.00	J F KIELY CONSTRUCTION CO
3/30/2013	62910050	11450	520.00	J F KIELY CONSTRUCTION CO
3/30/2013	62910050	11450	1,300.00	J F KIELY CONSTRUCTION CO

3,555,075.12

2/7/2013	62910050	11495	61.14	K. MOOREA LLC D/B/A TRAFFIC PL
2/7/2013	62910050	11495	166.66	K. MOOREA LLC D/B/A TRAFFIC PL
2/7/2013	62910050	11495	91.90	K. MOOREA LLC D/B/A TRAFFIC PL
2/7/2013	62910050	11495	152.86	K. MOOREA LLC D/B/A TRAFFIC PL
2/11/2013	62910050	11495	168.58	K. MOOREA LLC D/B/A TRAFFIC PL
2/11/2013	62910050	11495	123.06	K. MOOREA LLC D/B/A TRAFFIC PL
2/15/2013	62910050	11495	92.30	K. MOOREA LLC D/B/A TRAFFIC PL
2/15/2013	62910050	11495	123.40	K. MOOREA LLC D/B/A TRAFFIC PL
2/15/2013	62910050	11495	92.30	K. MOOREA LLC D/B/A TRAFFIC PL
2/15/2013	62910050	11495	61.26	K. MOOREA LLC D/B/A TRAFFIC PL
2/21/2013	62910050	11495	92.74	K. MOOREA LLC D/B/A TRAFFIC PL
2/21/2013	62910050	11495	61.82	K. MOOREA LLC D/B/A TRAFFIC PL
2/21/2013	62910050	11495	494.59	K. MOOREA LLC D/B/A TRAFFIC PL
3/7/2013	62910050	11495	154.88	K. MOOREA LLC D/B/A TRAFFIC PL
3/7/2013	62910050	11495	123.90	K. MOOREA LLC D/B/A TRAFFIC PL
3/7/2013	62910050	11495	62.08	K. MOOREA LLC D/B/A TRAFFIC PL
3/7/2013	62910050	11495	62.52	K. MOOREA LLC D/B/A TRAFFIC PL
3/7/2013	62910050	11495	93.78	K. MOOREA LLC D/B/A TRAFFIC PL
3/7/2013	62910050	11495	123.76	K. MOOREA LLC D/B/A TRAFFIC PL
3/7/2013	62910050	11495	160.05	K. MOOREA LLC D/B/A TRAFFIC PL
3/7/2013	62910050	11495	331.11	K. MOOREA LLC D/B/A TRAFFIC PL
3/13/2013	62910050	11495	93.12	K. MOOREA LLC D/B/A TRAFFIC PL

DATE	BusUnit	Acct	Amount	Explanation
3/13/2013	62910050	11495	126.25	K. MOOREA LLC D/B/A TRAFFIC PL
3/13/2013	62910050	11495	63.12	K. MOOREA LLC D/B/A TRAFFIC PL
1/29/2013	62910050	11495	135.72	K. MOOREA LLC D/B/A TRAFFIC PL
1/29/2013	62910050	11495	76.29	K. MOOREA LLC D/B/A TRAFFIC PL
1/29/2013	62910050	11495	248.96	K. MOOREA LLC D/B/A TRAFFIC PL
2/7/2013	62910050	11495	135.90	K. MOOREA LLC D/B/A TRAFFIC PL
2/7/2013	62910050	11495	30.70	K. MOOREA LLC D/B/A TRAFFIC PL
2/7/2013	62910050	11495	76.27	K. MOOREA LLC D/B/A TRAFFIC PL
2/7/2013	62910050	11495	243.42	K. MOOREA LLC D/B/A TRAFFIC PL
2/11/2013	62910050	11495	75.89	K. MOOREA LLC D/B/A TRAFFIC PL
2/11/2013	62910050	11495	61.14	K. MOOREA LLC D/B/A TRAFFIC PL
2/11/2013	62910050	11495	166.70	K. MOOREA LLC D/B/A TRAFFIC PL
2/15/2013	62910050	11495	92.30	K. MOOREA LLC D/B/A TRAFFIC PL
2/15/2013	62910050	11495	154.26	K. MOOREA LLC D/B/A TRAFFIC PL
2/15/2013	62910050	11495	107.02	K. MOOREA LLC D/B/A TRAFFIC PL
2/21/2013	62910050	11495	247.30	K. MOOREA LLC D/B/A TRAFFIC PL
2/21/2013	62910050	11495	123.63	K. MOOREA LLC D/B/A TRAFFIC PL
2/21/2013	62910050	11495	30.84	K. MOOREA LLC D/B/A TRAFFIC PL
3/7/2013	62910050	11495	248.30	K. MOOREA LLC D/B/A TRAFFIC PL
3/7/2013	62910050	11495	93.12	K. MOOREA LLC D/B/A TRAFFIC PL
3/7/2013	62910050	11495	61.96	K. MOOREA LLC D/B/A TRAFFIC PL
3/7/2013	62910050	11495	123.76	K. MOOREA LLC D/B/A TRAFFIC PL
3/7/2013	62910050	11495	122.94	K. MOOREA LLC D/B/A TRAFFIC PL
3/7/2013	62910050	11495	47.35	K. MOOREA LLC D/B/A TRAFFIC PL
3/7/2013	62910050	11495	94.67	K. MOOREA LLC D/B/A TRAFFIC PL
3/13/2013	62910050	11495	62.08	K. MOOREA LLC D/B/A TRAFFIC PL
3/13/2013	62910050	11495	214.63	K. MOOREA LLC D/B/A TRAFFIC PL
3/13/2013	62910050	11495	63.12	K. MOOREA LLC D/B/A TRAFFIC PL
2/7/2013	62910050	11495	244.14	K. MOOREA LLC D/B/A TRAFFIC PL
2/15/2013	62910050	11495	152.23	K. MOOREA LLC D/B/A TRAFFIC PL
2/21/2013	62910050	11495	273.25	K. MOOREA LLC D/B/A TRAFFIC PL
3/7/2013	62910050	11495	62.08	K. MOOREA LLC D/B/A TRAFFIC PL
3/7/2013	62910050	11495	92.92	K. MOOREA LLC D/B/A TRAFFIC PL
3/13/2013	62910050	11495	496.59	K. MOOREA LLC D/B/A TRAFFIC PL
1/29/2013	62910050	11495	151.00	K. MOOREA LLC D/B/A TRAFFIC PL
2/7/2013	62910050	11495	90.72	K. MOOREA LLC D/B/A TRAFFIC PL
2/7/2013	62910050	11495	61.26	K. MOOREA LLC D/B/A TRAFFIC PL
2/7/2013	62910050	11495	91.90	K. MOOREA LLC D/B/A TRAFFIC PL
2/11/2013	62910050	11495	91.72	K. MOOREA LLC D/B/A TRAFFIC PL
2/15/2013	62910050	11495	60.62	K. MOOREA LLC D/B/A TRAFFIC PL
2/15/2013	62910050	11495	153.48	K. MOOREA LLC D/B/A TRAFFIC PL
2/20/2013	62910050	11495	122.08	K. MOOREA LLC D/B/A TRAFFIC PL
2/21/2013	62910050	11495	123.66	K. MOOREA LLC D/B/A TRAFFIC PL
2/21/2013	62910050	11495	364.46	K. MOOREA LLC D/B/A TRAFFIC PL
3/7/2013	62910050	11495	93.12	K. MOOREA LLC D/B/A TRAFFIC PL
3/7/2013	62910050	11495	62.08	K. MOOREA LLC D/B/A TRAFFIC PL
3/7/2013	62910050	11495	187.56	K. MOOREA LLC D/B/A TRAFFIC PL
3/7/2013	62910050	11495	64.23	K. MOOREA LLC D/B/A TRAFFIC PL
3/7/2013	62910050	11495	62.52	K. MOOREA LLC D/B/A TRAFFIC PL
3/7/2013	62910050	11495	30.78	K. MOOREA LLC D/B/A TRAFFIC PL
3/7/2013	62910050	11495	231.34	K. MOOREA LLC D/B/A TRAFFIC PL
3/13/2013	62910050	11495	62.08	K. MOOREA LLC D/B/A TRAFFIC PL
3/20/2013	62910050	11495	272.01	K. MOOREA LLC D/B/A TRAFFIC PL
3/20/2013	62910050	11495	188.43	K. MOOREA LLC D/B/A TRAFFIC PL
1/18/2013	62910050	11495	241.73	K. MOOREA LLC D/B/A TRAFFIC PL
1/18/2013	62910050	11495	216.82	K. MOOREA LLC D/B/A TRAFFIC PL
1/18/2013	62910050	11495	123.89	K. MOOREA LLC D/B/A TRAFFIC PL
1/29/2013	62910050	11495	93.03	K. MOOREA LLC D/B/A TRAFFIC PL
1/18/2013	62910050	11495	154.88	K. MOOREA LLC D/B/A TRAFFIC PL
3/7/2013	62910050	11495	198.12	K. MOOREA LLC D/B/A TRAFFIC PL
1/16/2013	62910050	11495	539.78	K. MOOREA LLC D/B/A TRAFFIC PL
1/18/2013	62910050	11495	159.43	K. MOOREA LLC D/B/A TRAFFIC PL
1/29/2013	62910050	11495	154.56	K. MOOREA LLC D/B/A TRAFFIC PL
1/31/2013	62910050	11495	123.40	K. MOOREA LLC D/B/A TRAFFIC PL
2/7/2013	62910050	11495	137.03	K. MOOREA LLC D/B/A TRAFFIC PL
2/7/2013	62910050	11495	61.26	K. MOOREA LLC D/B/A TRAFFIC PL
2/7/2013	62910050	11495	61.14	K. MOOREA LLC D/B/A TRAFFIC PL
2/7/2013	62910050	11495	122.78	K. MOOREA LLC D/B/A TRAFFIC PL
2/7/2013	62910050	11495	61.14	K. MOOREA LLC D/B/A TRAFFIC PL
2/7/2013	62910050	11495	122.28	K. MOOREA LLC D/B/A TRAFFIC PL
2/7/2013	62910050	11495	61.14	K. MOOREA LLC D/B/A TRAFFIC PL

DATE	BusUnit	Acct	Amount	Explanation
2/7/2013	62910050	11495	336.48	K. MOOREA LLC D/B/A TRAFFIC PL
2/7/2013	62910050	11495	91.72	K. MOOREA LLC D/B/A TRAFFIC PL
2/11/2013	62910050	11495	61.54	K. MOOREA LLC D/B/A TRAFFIC PL
2/11/2013	62910050	11495	167.89	K. MOOREA LLC D/B/A TRAFFIC PL
2/11/2013	62910050	11495	182.33	K. MOOREA LLC D/B/A TRAFFIC PL
2/15/2013	62910050	11495	92.30	K. MOOREA LLC D/B/A TRAFFIC PL
2/15/2013	62910050	11495	123.37	K. MOOREA LLC D/B/A TRAFFIC PL
2/15/2013	62910050	11495	61.26	K. MOOREA LLC D/B/A TRAFFIC PL
2/20/2013	62910050	11495	47.22	K. MOOREA LLC D/B/A TRAFFIC PL
2/21/2013	62910050	11495	62.80	K. MOOREA LLC D/B/A TRAFFIC PL
2/21/2013	62910050	11495	62.80	K. MOOREA LLC D/B/A TRAFFIC PL
2/21/2013	62910050	11495	61.14	K. MOOREA LLC D/B/A TRAFFIC PL
2/21/2013	62910050	11495	61.24	K. MOOREA LLC D/B/A TRAFFIC PL
2/21/2013	62910050	11495	45.93	K. MOOREA LLC D/B/A TRAFFIC PL
2/21/2013	62910050	11495	30.92	K. MOOREA LLC D/B/A TRAFFIC PL
2/21/2013	62910050	11495	45.93	K. MOOREA LLC D/B/A TRAFFIC PL
2/21/2013	62910050	11495	68.70	K. MOOREA LLC D/B/A TRAFFIC PL
2/21/2013	62910050	11495	212.01	K. MOOREA LLC D/B/A TRAFFIC PL
2/21/2013	62910050	11495	275.60	K. MOOREA LLC D/B/A TRAFFIC PL
2/21/2013	62910050	11495	308.26	K. MOOREA LLC D/B/A TRAFFIC PL
3/7/2013	62910050	11495	92.92	K. MOOREA LLC D/B/A TRAFFIC PL
3/7/2013	62910050	11495	93.12	K. MOOREA LLC D/B/A TRAFFIC PL
3/7/2013	62910050	11495	93.12	K. MOOREA LLC D/B/A TRAFFIC PL
3/7/2013	62910050	11495	93.07	K. MOOREA LLC D/B/A TRAFFIC PL
3/7/2013	62910050	11495	61.48	K. MOOREA LLC D/B/A TRAFFIC PL
3/7/2013	62910050	11495	138.55	K. MOOREA LLC D/B/A TRAFFIC PL
3/7/2013	62910050	11495	61.48	K. MOOREA LLC D/B/A TRAFFIC PL
3/7/2013	62910050	11495	61.48	K. MOOREA LLC D/B/A TRAFFIC PL
3/7/2013	62910050	11495	61.48	K. MOOREA LLC D/B/A TRAFFIC PL
3/7/2013	62910050	11495	198.12	K. MOOREA LLC D/B/A TRAFFIC PL
3/7/2013	62910050	11495	91.07	K. MOOREA LLC D/B/A TRAFFIC PL
3/7/2013	62910050	11495	186.22	K. MOOREA LLC D/B/A TRAFFIC PL
3/7/2013	62910050	11495	46.19	K. MOOREA LLC D/B/A TRAFFIC PL
3/7/2013	62910050	11495	182.49	K. MOOREA LLC D/B/A TRAFFIC PL
3/7/2013	62910050	11495	93.12	K. MOOREA LLC D/B/A TRAFFIC PL
3/7/2013	62910050	11495	107.58	K. MOOREA LLC D/B/A TRAFFIC PL
3/7/2013	62910050	11495	61.58	K. MOOREA LLC D/B/A TRAFFIC PL
3/13/2013	62910050	11495	280.27	K. MOOREA LLC D/B/A TRAFFIC PL
3/13/2013	62910050	11495	32.62	K. MOOREA LLC D/B/A TRAFFIC PL
3/13/2013	62910050	11495	276.33	K. MOOREA LLC D/B/A TRAFFIC PL
3/13/2013	62910050	11495	65.23	K. MOOREA LLC D/B/A TRAFFIC PL
1/18/2013	62910050	11495	92.19	K. MOOREA LLC D/B/A TRAFFIC PL
2/7/2013	62910050	11495	61.26	K. MOOREA LLC D/B/A TRAFFIC PL
2/7/2013	62910050	11495	122.28	K. MOOREA LLC D/B/A TRAFFIC PL
2/7/2013	62910050	11495	61.14	K. MOOREA LLC D/B/A TRAFFIC PL
2/7/2013	62910050	11495	61.38	K. MOOREA LLC D/B/A TRAFFIC PL
2/7/2013	62910050	11495	122.28	K. MOOREA LLC D/B/A TRAFFIC PL
2/7/2013	62910050	11495	303.07	K. MOOREA LLC D/B/A TRAFFIC PL
2/7/2013	62910050	11495	91.90	K. MOOREA LLC D/B/A TRAFFIC PL
2/7/2013	62910050	11495	91.72	K. MOOREA LLC D/B/A TRAFFIC PL
2/11/2013	62910050	11495	152.86	K. MOOREA LLC D/B/A TRAFFIC PL
2/11/2013	62910050	11495	135.88	K. MOOREA LLC D/B/A TRAFFIC PL
2/11/2013	62910050	11495	92.30	K. MOOREA LLC D/B/A TRAFFIC PL
2/11/2013	62910050	11495	92.30	K. MOOREA LLC D/B/A TRAFFIC PL
2/11/2013	62910050	11495	123.39	K. MOOREA LLC D/B/A TRAFFIC PL
2/11/2013	62910050	11495	113.94	K. MOOREA LLC D/B/A TRAFFIC PL
2/15/2013	62910050	11495	92.30	K. MOOREA LLC D/B/A TRAFFIC PL
2/15/2013	62910050	11495	61.54	K. MOOREA LLC D/B/A TRAFFIC PL
2/15/2013	62910050	11495	92.56	K. MOOREA LLC D/B/A TRAFFIC PL
2/15/2013	62910050	11495	91.16	K. MOOREA LLC D/B/A TRAFFIC PL
2/15/2013	62910050	11495	136.75	K. MOOREA LLC D/B/A TRAFFIC PL
2/15/2013	62910050	11495	91.90	K. MOOREA LLC D/B/A TRAFFIC PL
2/15/2013	62910050	11495	30.64	K. MOOREA LLC D/B/A TRAFFIC PL
2/15/2013	62910050	11495	350.46	K. MOOREA LLC D/B/A TRAFFIC PL
2/15/2013	62910050	11495	90.94	K. MOOREA LLC D/B/A TRAFFIC PL
2/15/2013	62910050	11495	91.13	K. MOOREA LLC D/B/A TRAFFIC PL
2/15/2013	62910050	11495	135.99	K. MOOREA LLC D/B/A TRAFFIC PL
2/21/2013	62910050	11495	152.47	K. MOOREA LLC D/B/A TRAFFIC PL
2/21/2013	62910050	11495	62.75	K. MOOREA LLC D/B/A TRAFFIC PL
2/21/2013	62910050	11495	123.66	K. MOOREA LLC D/B/A TRAFFIC PL
2/21/2013	62910050	11495	430.50	K. MOOREA LLC D/B/A TRAFFIC PL
2/21/2013	62910050	11495	123.30	K. MOOREA LLC D/B/A TRAFFIC PL

DATE	BusUnit	Acct	Amount	Explanation
2/21/2013	62910050	11495	30.68	K. MOOREA LLC D/B/A TRAFFIC PL
2/21/2013	62910050	11495	153.12	K. MOOREA LLC D/B/A TRAFFIC PL
2/21/2013	62910050	11495	258.91	K. MOOREA LLC D/B/A TRAFFIC PL
2/21/2013	62910050	11495	31.06	K. MOOREA LLC D/B/A TRAFFIC PL
2/21/2013	62910050	11495	31.06	K. MOOREA LLC D/B/A TRAFFIC PL
2/21/2013	62910050	11495	62.12	K. MOOREA LLC D/B/A TRAFFIC PL
2/21/2013	62910050	11495	123.66	K. MOOREA LLC D/B/A TRAFFIC PL
2/21/2013	62910050	11495	62.12	K. MOOREA LLC D/B/A TRAFFIC PL
2/21/2013	62910050	11495	76.38	K. MOOREA LLC D/B/A TRAFFIC PL
2/21/2013	62910050	11495	410.00	K. MOOREA LLC D/B/A TRAFFIC PL
2/11/2013	62910050	11495	90.69	K. MOOREA LLC D/B/A TRAFFIC PL
3/7/2013	62910050	11495	92.92	K. MOOREA LLC D/B/A TRAFFIC PL
3/7/2013	62910050	11495	185.86	K. MOOREA LLC D/B/A TRAFFIC PL
3/7/2013	62910050	11495	154.85	K. MOOREA LLC D/B/A TRAFFIC PL
3/7/2013	62910050	11495	92.89	K. MOOREA LLC D/B/A TRAFFIC PL
3/7/2013	62910050	11495	92.20	K. MOOREA LLC D/B/A TRAFFIC PL
3/7/2013	62910050	11495	93.07	K. MOOREA LLC D/B/A TRAFFIC PL
3/7/2013	62910050	11495	123.16	K. MOOREA LLC D/B/A TRAFFIC PL
3/7/2013	62910050	11495	46.19	K. MOOREA LLC D/B/A TRAFFIC PL
3/7/2013	62910050	11495	62.05	K. MOOREA LLC D/B/A TRAFFIC PL
3/7/2013	62910050	11495	62.08	K. MOOREA LLC D/B/A TRAFFIC PL
3/7/2013	62910050	11495	151.93	K. MOOREA LLC D/B/A TRAFFIC PL
3/13/2013	62910050	11495	370.34	K. MOOREA LLC D/B/A TRAFFIC PL
3/13/2013	62910050	11495	32.62	K. MOOREA LLC D/B/A TRAFFIC PL
3/13/2013	62910050	11495	341.42	K. MOOREA LLC D/B/A TRAFFIC PL
3/13/2013	62910050	11495	122.05	K. MOOREA LLC D/B/A TRAFFIC PL
3/13/2013	62910050	11495	126.26	K. MOOREA LLC D/B/A TRAFFIC PL
3/13/2013	62910050	11495	122.05	K. MOOREA LLC D/B/A TRAFFIC PL
3/20/2013	62910050	11495	321.28	K. MOOREA LLC D/B/A TRAFFIC PL
2/7/2013	62910050	11495	61.38	K. MOOREA LLC D/B/A TRAFFIC PL
2/7/2013	62910050	11495	92.08	K. MOOREA LLC D/B/A TRAFFIC PL
2/7/2013	62910050	11495	91.90	K. MOOREA LLC D/B/A TRAFFIC PL
2/11/2013	62910050	11495	185.10	K. MOOREA LLC D/B/A TRAFFIC PL
2/15/2013	62910050	11495	123.40	K. MOOREA LLC D/B/A TRAFFIC PL
2/15/2013	62910050	11495	137.82	K. MOOREA LLC D/B/A TRAFFIC PL
2/15/2013	62910050	11495	91.16	K. MOOREA LLC D/B/A TRAFFIC PL
2/15/2013	62910050	11495	30.64	K. MOOREA LLC D/B/A TRAFFIC PL
2/20/2013	62910050	11495	62.96	K. MOOREA LLC D/B/A TRAFFIC PL
2/21/2013	62910050	11495	123.66	K. MOOREA LLC D/B/A TRAFFIC PL
2/21/2013	62910050	11495	61.64	K. MOOREA LLC D/B/A TRAFFIC PL
2/21/2013	62910050	11495	166.94	K. MOOREA LLC D/B/A TRAFFIC PL
2/21/2013	62910050	11495	61.36	K. MOOREA LLC D/B/A TRAFFIC PL
2/21/2013	62910050	11495	30.92	K. MOOREA LLC D/B/A TRAFFIC PL
2/21/2013	62910050	11495	124.24	K. MOOREA LLC D/B/A TRAFFIC PL
2/21/2013	62910050	11495	273.34	K. MOOREA LLC D/B/A TRAFFIC PL
3/7/2013	62910050	11495	61.96	K. MOOREA LLC D/B/A TRAFFIC PL
3/7/2013	62910050	11495	183.68	K. MOOREA LLC D/B/A TRAFFIC PL
3/7/2013	62910050	11495	62.08	K. MOOREA LLC D/B/A TRAFFIC PL
3/7/2013	62910050	11495	30.74	K. MOOREA LLC D/B/A TRAFFIC PL
3/7/2013	62910050	11495	64.23	K. MOOREA LLC D/B/A TRAFFIC PL
3/7/2013	62910050	11495	126.26	K. MOOREA LLC D/B/A TRAFFIC PL
3/7/2013	62910050	11495	61.58	K. MOOREA LLC D/B/A TRAFFIC PL
3/13/2013	62910050	11495	216.02	K. MOOREA LLC D/B/A TRAFFIC PL
3/13/2013	62910050	11495	185.18	K. MOOREA LLC D/B/A TRAFFIC PL
3/20/2013	62910050	11495	489.72	K. MOOREA LLC D/B/A TRAFFIC PL
1/18/2013	62910050	11495	95.64	K. MOOREA LLC D/B/A TRAFFIC PL
1/29/2013	62910050	11495	242.65	K. MOOREA LLC D/B/A TRAFFIC PL
1/29/2013	62910050	11495	122.28	K. MOOREA LLC D/B/A TRAFFIC PL
1/29/2013	62910050	11495	186.71	K. MOOREA LLC D/B/A TRAFFIC PL
2/7/2013	62910050	11495	152.60	K. MOOREA LLC D/B/A TRAFFIC PL
2/7/2013	62910050	11495	75.99	K. MOOREA LLC D/B/A TRAFFIC PL
2/7/2013	62910050	11495	61.26	K. MOOREA LLC D/B/A TRAFFIC PL
2/7/2013	62910050	11495	152.27	K. MOOREA LLC D/B/A TRAFFIC PL
2/7/2013	62910050	11495	303.51	K. MOOREA LLC D/B/A TRAFFIC PL
2/7/2013	62910050	11495	181.19	K. MOOREA LLC D/B/A TRAFFIC PL
2/11/2013	62910050	11495	68.36	K. MOOREA LLC D/B/A TRAFFIC PL
2/15/2013	62910050	11495	123.06	K. MOOREA LLC D/B/A TRAFFIC PL
2/15/2013	62910050	11495	123.40	K. MOOREA LLC D/B/A TRAFFIC PL
2/15/2013	62910050	11495	136.75	K. MOOREA LLC D/B/A TRAFFIC PL
2/15/2013	62910050	11495	242.52	K. MOOREA LLC D/B/A TRAFFIC PL
2/21/2013	62910050	11495	92.04	K. MOOREA LLC D/B/A TRAFFIC PL

DATE	BusUnit	Acct	Amount	Explanation
2/21/2013	62910050	11495	154.53	K. MOOREA LLC D/B/A TRAFFIC PL
2/21/2013	62910050	11495	226.48	K. MOOREA LLC D/B/A TRAFFIC PL
2/21/2013	62910050	11495	92.74	K. MOOREA LLC D/B/A TRAFFIC PL
2/21/2013	62910050	11495	292.38	K. MOOREA LLC D/B/A TRAFFIC PL
3/7/2013	62910050	11495	185.86	K. MOOREA LLC D/B/A TRAFFIC PL
3/7/2013	62910050	11495	61.96	K. MOOREA LLC D/B/A TRAFFIC PL
3/7/2013	62910050	11495	123.90	K. MOOREA LLC D/B/A TRAFFIC PL
3/7/2013	62910050	11495	93.12	K. MOOREA LLC D/B/A TRAFFIC PL
3/7/2013	62910050	11495	123.89	K. MOOREA LLC D/B/A TRAFFIC PL
3/7/2013	62910050	11495	93.12	K. MOOREA LLC D/B/A TRAFFIC PL
3/7/2013	62910050	11495	61.96	K. MOOREA LLC D/B/A TRAFFIC PL
3/7/2013	62910050	11495	76.83	K. MOOREA LLC D/B/A TRAFFIC PL
3/7/2013	62910050	11495	61.58	K. MOOREA LLC D/B/A TRAFFIC PL
3/7/2013	62910050	11495	32.12	K. MOOREA LLC D/B/A TRAFFIC PL
3/7/2013	62910050	11495	30.78	K. MOOREA LLC D/B/A TRAFFIC PL
3/7/2013	62910050	11495	93.12	K. MOOREA LLC D/B/A TRAFFIC PL
3/7/2013	62910050	11495	228.90	K. MOOREA LLC D/B/A TRAFFIC PL
3/13/2013	62910050	11495	93.12	K. MOOREA LLC D/B/A TRAFFIC PL
3/13/2013	62910050	11495	217.25	K. MOOREA LLC D/B/A TRAFFIC PL
3/13/2013	62910050	11495	24.47	K. MOOREA LLC D/B/A TRAFFIC PL
3/13/2013	62910050	11495	155.17	K. MOOREA LLC D/B/A TRAFFIC PL
3/13/2013	62910050	11495	123.46	K. MOOREA LLC D/B/A TRAFFIC PL
3/13/2013	62910050	11495	81.51	K. MOOREA LLC D/B/A TRAFFIC PL
3/13/2013	62910050	11495	24.47	K. MOOREA LLC D/B/A TRAFFIC PL
3/28/2013	62910050	11495	260.00	BOROUGH OF BAY HEAD (TRAFFIC
2/15/2013	62910050	11495	123.39	K. MOOREA LLC D/B/A TRAFFIC PL
3/7/2013	62910050	11495	123.87	K. MOOREA LLC D/B/A TRAFFIC PL
3/7/2013	62910050	11495	94.70	K. MOOREA LLC D/B/A TRAFFIC PL
3/13/2013	62910050	11495	279.34	K. MOOREA LLC D/B/A TRAFFIC PL
2/21/2013	62910050	11495	185.48	K. MOOREA LLC D/B/A TRAFFIC PL
2/21/2013	62910050	11495	62.80	K. MOOREA LLC D/B/A TRAFFIC PL
2/21/2013	62910050	11495	61.82	K. MOOREA LLC D/B/A TRAFFIC PL
3/7/2013	62910050	11495	63.12	K. MOOREA LLC D/B/A TRAFFIC PL
2/21/2013	62910050	11495	62.80	K. MOOREA LLC D/B/A TRAFFIC PL
2/21/2013	62910050	11495	61.82	K. MOOREA LLC D/B/A TRAFFIC PL
2/21/2013	62910050	11495	123.61	K. MOOREA LLC D/B/A TRAFFIC PL
2/25/2013	62910050	11495	(62.80)	K. MOOREA LLC D/B/A TRAFFIC PL
2/15/2013	62910050	11495	428.82	K. MOOREA LLC D/B/A TRAFFIC PL
3/20/2013	62910050	11495	530.91	K. MOOREA LLC D/B/A TRAFFIC PL
2/15/2013	62910050	11495	197.34	K. MOOREA LLC D/B/A TRAFFIC PL
2/15/2013	62910050	11495	122.52	K. MOOREA LLC D/B/A TRAFFIC PL
2/20/2013	62910050	11495	256.76	K. MOOREA LLC D/B/A TRAFFIC PL
2/21/2013	62910050	11495	93.20	K. MOOREA LLC D/B/A TRAFFIC PL
2/21/2013	62910050	11495	92.04	K. MOOREA LLC D/B/A TRAFFIC PL
3/7/2013	62910050	11495	248.29	K. MOOREA LLC D/B/A TRAFFIC PL
3/7/2013	62910050	11495	123.76	K. MOOREA LLC D/B/A TRAFFIC PL
1/18/2013	62910050	11495	63.76	K. MOOREA LLC D/B/A TRAFFIC PL
2/7/2013	62910050	11495	92.08	K. MOOREA LLC D/B/A TRAFFIC PL
2/20/2013	62910050	11495	91.90	K. MOOREA LLC D/B/A TRAFFIC PL

37,442.83

1/7/2013	62910050	11496	75.00	BRICKTOWNSHIP-PERMITFEE
1/17/2013	62910050	11496	75.00	BRICKTOWNSHIP-PERMITFEE
1/17/2013	62910050	11496	75.00	BRICKTOWNSHIP-PERMITFEE
1/22/2013	62910050	11496	75.00	BRICKTOWNSHIP-PERMITFEE
1/31/2013	62910050	11496	405.00	LANOKAHARBOR-PERMITFEE
2/5/2013	62910050	11496	75.00	BRICKTOWNSHIP-PERMITFEE
2/19/2013	62910050	11496	75.00	BRICKTOWNSHIP-PERMITFEE
2/22/2013	62910050	11496	405.00	LANOKAHARBOR-PERMITFEE
2/23/2013	62910050	11496	75.00	BRICKTOWNSHIP-PERMITFEE
3/4/2013	62910050	11496	100.00	BAYVILLE-PERMITFEE
3/8/2013	62910050	11496	75.00	BRICKTOWNSHIP-PERMITFEE
3/13/2013	62910050	11496	550.00	STATEOFNEWJERSE-PERMITFEE
3/20/2013	62910050	11496	75.00	BRICKTOWNSHIP-PERMITFEE
3/20/2013	62910050	11496	75.00	BRICKTOWNSHIP-PERMITFEE
3/21/2013	62910050	11496	75.00	BRICKTOWNSHIP-PERMITFEE
3/21/2013	62910050	11496	75.00	BRICKTOWNSHIP-PERMITFEE
3/21/2013	62910050	11496	75.00	BRICKTOWNSHIP-PERMITFEE
3/25/2013	62910050	11496	75.00	BRICKTOWNSHIP-PERMITFEE
3/28/2013	62910050	11496	75.00	BRICKTOWNSHIP-PERMITFEE

DATE	BusUnit	Acct	Amount	Explanation
3/29/2013	62910050	11496	75.00	BRICKTOWNSHIP-PERMITFEE
3/29/2013	62910050	11496	75.00	BRICKTOWNSHIP-PERMITFEE
1/10/2013	62910050	11496	75.00	BRICKTOWNSHIP-PERMITFEE
1/11/2013	62910050	11496	75.00	BRICKTOWNSHIP-PERMITFEE
1/14/2013	62910050	11496	75.00	BRICKTOWNSHIP-PERMITFEE
1/16/2013	62910050	11496	75.00	BRICKTOWNSHIP-PERMITFEE
1/24/2013	62910050	11496	75.00	BRICKTOWNSHIP-PERMITFEE
1/29/2013	62910050	11496	100.00	LAVALLETTE-PERMITFEE
2/4/2013	62910050	11496	75.00	BRICKTOWNSHIP-PERMITFEE
2/5/2013	62910050	11496	75.00	BRICKTOWNSHIP-PERMITFEE
2/11/2013	62910050	11496	75.00	BRICKTOWNSHIP-PERMITFEE
2/22/2013	62910050	11496	405.00	FORKEDRIVER-PERMITFEE
2/22/2013	62910050	11496	75.00	BRICKTOWNSHIP-PERMITFEE
3/13/2013	62910050	11496	75.00	BRICKTOWNSHIP-PERMITFEE
3/20/2013	62910050	11496	75.00	BRICKTOWNSHIP-PERMITFEE
3/21/2013	62910050	11496	405.00	FORKEDRIVER-PERMITFEE
3/21/2013	62910050	11496	75.00	BRICKTOWNSHIP-PERMITFEE
3/21/2013	62910050	11496	75.00	BRICKTOWNSHIP-PERMITFEE
3/22/2013	62910050	11496	75.00	BRICKTOWNSHIP-PERMITFEE
3/27/2013	62910050	11496	75.00	BRICKTOWNSHIP-PERMITFEE
3/28/2013	62910050	11496	75.00	BRICKTOWNSHIP-PERMITFEE
2/6/2013	62910050	11496	75.00	BRICKTOWNSHIP-PERMITFEE
2/11/2013	62910050	11496	75.00	BRICKTOWNSHIP-PERMITFEE
2/26/2013	62910050	11496	125.00	MYSTICISLANDS-PERMITFEE
3/13/2013	62910050	11496	550.00	STATEOFNEWJERSE-PERMITFEE
3/20/2013	62910050	11496	75.00	BRICKTOWNSHIP-PERMITFEE
3/21/2013	62910050	11496	75.00	BRICKTOWNSHIP-PERMITFEE
1/17/2013	62910050	11496	100.00	POINTPLEASANTBOR-PERMITFEE
3/29/2013	62910050	11496	75.00	BRICKTOWNSHIP-PERMITFEE
1/11/2013	62910050	11496	75.00	BRICKTOWNSHIP-PERMITFEE
1/17/2013	62910050	11496	75.00	BRICKTOWNSHIP-PERMITFEE
2/5/2013	62910050	11496	75.00	BRICKTOWNSHIP-PERMITFEE
2/11/2013	62910050	11496	75.00	BRICKTOWNSHIP-PERMITFEE
2/16/2013	62910050	11496	550.00	STATEOFNEWJERSE-PERMITFEE
2/22/2013	62910050	11496	405.00	FORKEDRIVER-PERMITFEE
2/24/2013	62910050	11496	25.00	BEACHHAVENPARK-PERMITFEE
2/25/2013	62910050	11496	75.00	BRICKTOWNSHIP-PERMITFEE
3/4/2013	62910050	11496	405.00	FORKEDRIVER-PERMITFEE
3/8/2013	62910050	11496	75.00	BRICKTOWNSHIP-PERMITFEE
3/22/2013	62910050	11496	75.00	BRICKTOWNSHIP-PERMITFEE
3/29/2013	62910050	11496	75.00	BRICKTOWNSHIP-PERMITFEE
12/24/2012	62910050	11496	150.00	HARVEYCEDARS-PERMITFEE
1/7/2013	62910050	11496	275.00	POINTPLEASANTBEA-PERMITFEE
1/10/2013	62910050	11496	275.00	POINTPLEASANTBEA-PERMITFEE
1/10/2013	62910050	11496	275.00	POINTPLEASANTBEA-PERMITFEE
1/11/2013	62910050	11496	75.00	BRICKTOWNSHIP-PERMITFEE
1/11/2013	62910050	11496	75.00	BRICKTOWNSHIP-PERMITFEE
1/14/2013	62910050	11496	25.00	BEACHHAVENWEST-PERMITFEE
1/18/2013	62910050	11496	75.00	BRICKTOWNSHIP-PERMITFEE
1/18/2013	62910050	11496	75.00	BRICKTOWNSHIP-PERMITFEE
1/29/2013	62910050	11496	75.00	BRICKTOWNSHIP-PERMITFEE
2/1/2013	62910050	11496	275.00	POINTPLEASANTBEA-PERMITFEE
2/4/2013	62910050	11496	75.00	TOMSRIVER-PERMITFEE
2/4/2013	62910050	11496	75.00	BRICKTOWNSHIP-PERMITFEE
2/4/2013	62910050	11496	75.00	BRICKTOWNSHIP-PERMITFEE
2/5/2013	62910050	11496	405.00	FORKEDRIVER-PERMITFEE
2/7/2013	62910050	11496	75.00	BRICKTOWNSHIP-PERMITFEE
2/8/2013	62910050	11496	275.00	POINTPLEASANTBEA-PERMITFEE
2/16/2013	62910050	11496	75.00	BRICKTOWNSHIP-PERMITFEE
2/16/2013	62910050	11496	25.00	LAKWOODTOWNSHIP-PERMITFEE
2/16/2013	62910050	11496	75.00	BRICKTOWNSHIP-PERMITFEE
2/18/2013	62910050	11496	150.00	BARNEGATLIGHT-PERMITFEE
2/18/2013	62910050	11496	275.00	POINTPLEASANTBEA-PERMITFEE
2/20/2013	62910050	11496	75.00	BRICKTOWNSHIP-PERMITFEE
2/23/2013	62910050	11496	75.00	BRICKTOWNSHIP-PERMITFEE
2/26/2013	62910050	11496	125.00	MYSTICISLANDS-PERMITFEE
3/8/2013	62910050	11496	75.00	BRICKTOWNSHIP-PERMITFEE
3/11/2013	62910050	11496	550.00	STATEOFNEWJERSE-PERMITFEE
3/13/2013	62910050	11496	275.00	POINTPLEASANTBEA-PERMITFEE
3/13/2013	62910050	11496	550.00	STATEOFNEWJERSE-PERMITFEE
3/20/2013	62910050	11496	50.00	OCEANPORT-PERMITFEE

DATE	BusUnit	Acct	Amount	Explanation
3/20/2013	62910050	11496	75.00	BRICKTOWNSHIP-PERMITFEE
1/30/2013	62910050	11496	75.00	BRICKTOWNSHIP-PERMITFEE
3/20/2013	62910050	11496	275.00	POINTPLEASANTBEA-PERMITFEE
3/21/2013	62910050	11496	405.00	FORKEDRIVER-PERMITFEE
3/21/2013	62910050	11496	75.00	BRICKTOWNSHIP-PERMITFEE
3/21/2013	62910050	11496	75.00	BRICKTOWNSHIP-PERMITFEE
3/25/2013	62910050	11496	75.00	BRICKTOWNSHIP-PERMITFEE
3/29/2013	62910050	11496	75.00	BRICKTOWNSHIP-PERMITFEE
1/4/2013	62910050	11496	275.00	POINTPLEASANTBEA-PERMITFEE
1/7/2013	62910050	11496	275.00	POINTPLEASANTBEA-PERMITFEE
1/7/2013	62910050	11496	275.00	POINTPLEASANTBEA-PERMITFEE
1/10/2013	62910050	11496	275.00	POINTPLEASANTBEA-PERMITFEE
1/17/2013	62910050	11496	75.00	BRICKTOWNSHIP-PERMITFEE
1/18/2013	62910050	11496	75.00	BRICKTOWNSHIP-PERMITFEE
1/25/2013	62910050	11496	75.00	BRICKTOWNSHIP-PERMITFEE
2/1/2013	62910050	11496	550.00	STATEOFNEWJERSE-PERMITFEE
2/5/2013	62910050	11496	75.00	BRICKTOWNSHIP-PERMITFEE
2/6/2013	62910050	11496	75.00	BRICKTOWNSHIP-PERMITFEE
2/7/2013	62910050	11496	75.00	TOMSRIVER-PERMITFEE
2/7/2013	62910050	11496	75.00	BRICKTOWNSHIP-PERMITFEE
2/7/2013	62910050	11496	75.00	BRICKTOWNSHIP-PERMITFEE
2/11/2013	62910050	11496	75.00	BRICKTOWNSHIP-PERMITFEE
2/16/2013	62910050	11496	100.00	LAKWOODTOWNSHIP-PERMITFEE
2/17/2013	62910050	11496	100.00	LAVALLETTE-PERMITFEE
2/19/2013	62910050	11496	405.00	LANOKAHARBOR-PERMITFEE
2/19/2013	62910050	11496	75.00	TOMSRIVER-PERMITFEE
2/20/2013	62910050	11496	75.00	BRICKTOWNSHIP-PERMITFEE
2/22/2013	62910050	11496	405.00	LANOKAHARBOR-PERMITFEE
2/22/2013	62910050	11496	275.00	POINTPLEASANTBEA-PERMITFEE
2/23/2013	62910050	11496	275.00	POINTPLEASANTBEA-PERMITFEE
2/23/2013	62910050	11496	75.00	BRICKTOWNSHIP-PERMITFEE
2/25/2013	62910050	11496	75.00	BRICKTOWNSHIP-PERMITFEE
2/27/2013	62910050	11496	25.00	BEACHHAVENWEST-PERMITFEE
1/15/2013	62910050	11496	275.00	POINTPLEASANTBEA-PERMITFEE
2/27/2013	62910050	11496	75.00	BRICKTOWNSHIP-PERMITFEE
2/28/2013	62910050	11496	75.00	TOMSRIVER-PERMITFEE
3/4/2013	62910050	11496	275.00	POINTPLEASANTBEA-PERMITFEE
3/9/2013	62910050	11496	75.00	BRICKTOWNSHIP-PERMITFEE
3/13/2013	62910050	11496	75.00	BRICKTOWNSHIP-PERMITFEE
3/20/2013	62910050	11496	275.00	POINTPLEASANTBEA-PERMITFEE
3/22/2013	62910050	11496	150.00	SEASIDEPARK-PERMITFEE
3/25/2013	62910050	11496	75.00	BRICKTOWNSHIP-PERMITFEE
3/26/2013	62910050	11496	275.00	POINTPLEASANTBEA-PERMITFEE
3/27/2013	62910050	11496	75.00	BRICKTOWNSHIP-PERMITFEE
3/29/2013	62910050	11496	275.00	POINTPLEASANTBEA-PERMITFEE
3/29/2013	62910050	11496	150.00	SEASIDEPARK-PERMITFEE
1/9/2013	62910050	11496	45.00	OCEANCOUNTY-PERMITFEE
1/15/2013	62910050	11496	75.00	BRICKTOWNSHIP-PERMITFEE
1/24/2013	62910050	11496	75.00	BRICKTOWNSHIP-PERMITFEE
2/1/2013	62910050	11496	275.00	POINTPLEASANTBEA-PERMITFEE
2/26/2013	62910050	11496	75.00	ORTLEYBEACH-PERMITFEE
3/13/2013	62910050	11496	75.00	BRICKTOWNSHIP-PERMITFEE
3/21/2013	62910050	11496	75.00	BRICKTOWNSHIP-PERMITFEE
3/5/2013	62910050	11496	125.00	MYSTICISLANDS-PERMITFEE
1/7/2013	62910050	11496	275.00	POINTPLEASANTBEA-PERMITFEE
1/10/2013	62910050	11496	275.00	POINTPLEASANTBEA-PERMITFEE
1/10/2013	62910050	11496	275.00	POINTPLEASANTBEA-PERMITFEE
1/11/2013	62910050	11496	75.00	BRICKTOWNSHIP-PERMITFEE
1/20/2013	62910050	11496	75.00	ORTLEYBEACH-PERMITFEE
1/22/2013	62910050	11496	75.00	BRICKTOWNSHIP-PERMITFEE
2/4/2013	62910050	11496	75.00	BRICKTOWNSHIP-PERMITFEE
2/5/2013	62910050	11496	75.00	BRICKTOWNSHIP-PERMITFEE
2/7/2013	62910050	11496	75.00	BRICKTOWNSHIP-PERMITFEE
2/7/2013	62910050	11496	275.00	POINTPLEASANTBEA-PERMITFEE
2/7/2013	62910050	11496	275.00	POINTPLEASANTBEA-PERMITFEE
2/15/2013	62910050	11496	405.00	FORKEDRIVER-PERMITFEE
2/22/2013	62910050	11496	75.00	BRICKTOWNSHIP-PERMITFEE
2/23/2013	62910050	11496	75.00	BRICKTOWNSHIP-PERMITFEE
2/24/2013	62910050	11496	405.00	LANOKAHARBOR-PERMITFEE
2/26/2013	62910050	11496	150.00	HARVEYCEDARS-PERMITFEE
2/27/2013	62910050	11496	125.00	MYSTICISLANDS-PERMITFEE

DATE	BusUnit	Acct	Amount	Explanation
3/5/2013	62910050	11496	275.00	POINTPLEASANTBEA-PERMITFEE
3/8/2013	62910050	11496	75.00	BRICKTOWNSHIP-PERMITFEE
3/8/2013	62910050	11496	75.00	BRICKTOWNSHIP-PERMITFEE
3/18/2013	62910050	11496	25.00	BEACHHAVENWEST-PERMITFEE
3/19/2013	62910050	11496	75.00	BRICKTOWNSHIP-PERMITFEE
3/20/2013	62910050	11496	75.00	BRICKTOWNSHIP-PERMITFEE
3/21/2013	62910050	11496	75.00	BRICKTOWNSHIP-PERMITFEE
3/26/2013	62910050	11496	275.00	POINTPLEASANTBEA-PERMITFEE
3/29/2013	62910050	11496	75.00	BRICKTOWNSHIP-PERMITFEE
1/26/2013	62910050	11496	125.00	MYSTICISLANDS-PERMITFEE
2/22/2013	62910050	11496	550.00	STATEOFNEWJERSE-PERMITFEE
3/8/2013	62910050	11496	75.00	BRICKTOWNSHIP-PERMITFEE
3/21/2013	62910050	11496	75.00	BRICKTOWNSHIP-PERMITFEE
			<u>26,180.00</u>	
1/24/2013	62910051	11121	31.20	Inventory Issue
1/24/2013	62910051	11121	33.10	Inventory Issue
1/24/2013	62910051	11121	72.62	Inventory Issue
1/24/2013	62910051	11121	73.08	Inventory Issue
1/24/2013	62910051	11121	167.72	Inventory Issue
1/24/2013	62910051	11121	218.00	Inventory Issue
1/25/2013	62910051	11121	3.31	Inventory Issue
1/25/2013	62910051	11121	192.21	Inventory Issue
1/29/2013	62910051	11121	10.22	Inventory Issue
1/29/2013	62910051	11121	11.17	Inventory Issue
2/7/2013	62910051	11121	20.43	Inventory Issue
1/24/2013	62910051	11121	380.18	Inventory Issue
1/25/2013	62910051	11121	33.51	Inventory Issue
1/29/2013	62910051	11121	18.27	Inventory Issue
1/24/2013	62910051	11121	7.95	Inventory Issue
1/24/2013	62910051	11121	157.61	Inventory Issue
1/24/2013	62910051	11121	371.52	Inventory Issue
1/25/2013	62910051	11121	32.61	Inventory Issue
1/25/2013	62910051	11121	36.54	Inventory Issue
1/25/2013	62910051	11121	95.84	Inventory Issue
1/25/2013	62910051	11121	185.76	Inventory Issue
1/25/2013	62910051	11121	210.15	Inventory Issue
1/25/2013	62910051	11121	290.48	Inventory Issue
1/29/2013	62910051	11121	3.31	Inventory Issue
1/29/2013	62910051	11121	47.92	Inventory Issue
1/29/2013	62910051	11121	105.08	Inventory Issue
1/29/2013	62910051	11121	259.84	Inventory Issue
2/7/2013	62910051	11121	65.64	Inventory Issue
1/24/2013	62910051	11121	21.38	Inventory Issue
1/25/2013	62910051	11121	7.80	Inventory Issue
1/29/2013	62910051	11121	46.79	Inventory Issue
1/29/2013	62910051	11121	(109.00)	Inventory Issue
1/29/2013	62910051	11121	247.70	Inventory Issue
1/29/2013	62910051	11121	374.65	Inventory Issue
2/6/2013	62910051	11121	15.36	Inventory Issue
2/6/2013	62910051	11121	61.93	Inventory Issue
2/6/2013	62910051	11121	65.64	Inventory Issue
2/7/2013	62910051	11121	7.68	Inventory Issue
2/28/2013	62910051	11121	(236.68)	Miscellaneous Adjustments
1/31/2013	62910051	11121	(3,638.52)	Miscellaneous Adjustments
1/24/2013	62910051	11121	14.54	Inventory Issue
1/24/2013	62910051	11121	24.69	Inventory Issue
1/25/2013	62910051	11121	26.93	Inventory Issue
1/25/2013	62910051	11121	206.40	Inventory Issue
1/29/2013	62910051	11121	9.81	Inventory Issue
1/29/2013	62910051	11121	(52.54)	Inventory Issue
1/29/2013	62910051	11121	(109.00)	Inventory Issue
1/25/2013	62910051	11121	36.54	Inventory Issue
1/25/2013	62910051	11121	56.36	Inventory Issue
1/25/2013	62910051	11121	109.00	Inventory Issue
1/25/2013	62910051	11121	9.81	Inventory Issue
1/25/2013	62910051	11121	52.54	Inventory Issue
1/25/2013	62910051	11121	64.07	Inventory Issue
1/25/2013	62910051	11121	455.67	Inventory Issue
1/29/2013	62910051	11121	(18.27)	Inventory Issue

DATE	BusUnit	Acct	Amount	Explanation
1/29/2013	62910051	11121	72.67	Inventory Issue
1/29/2013	62910051	11121	145.24	Inventory Issue
1/25/2013	62910051	11121	23.96	Inventory Issue
1/25/2013	62910051	11121	72.62	Inventory Issue
1/29/2013	62910051	11121	(23.96)	Inventory Issue
1/29/2013	62910051	11121	(24.69)	Inventory Issue
1/29/2013	62910051	11121	25.38	Inventory Issue
1/31/2013	62910051	11121	<u>(1,177.77)</u>	Miscellaneous Adjustments
			-	
1/31/2013	62910051	11142	(618.77)	Miscellaneous Adjustments
1/31/2013	62910051	11142	618.77	Stores Overhead
1/31/2013	62910051	11142	(43.63)	Miscellaneous Adjustments
1/31/2013	62910051	11142	43.63	Stores Overhead
1/31/2013	62910051	11143	(32.05)	Miscellaneous Adjustments
1/31/2013	62910051	11143	<u>32.05</u>	Company Overhead
			-	
2/28/2013	62910051	11150	(32,770.48)	Miscellaneous Adjustments
1/31/2013	62910051	11150	(6,120.00)	Miscellaneous Adjustments
2/15/2013	62910051	11150	1,330.48	J F KIELY CONSTRUCTION CO
2/15/2013	62910051	11150	29,520.00	J F KIELY CONSTRUCTION CO
1/30/2013	62910051	11150	6,120.00	J F KIELY CONSTRUCTION CO
2/15/2013	62910051	11150	1,920.00	J F KIELY CONSTRUCTION CO
2/28/2013	62910051	11150	(3,760.48)	Miscellaneous Adjustments
2/15/2013	62910051	11150	<u>3,760.48</u>	J F KIELY CONSTRUCTION CO
			-	
11/11/2012	62910051	11410	134.32	Payroll Labor Distribution
11/11/2012	62910051	11410	103.40	Payroll Labor Distribution
11/25/2012	62910051	11410	230.23	Payroll Labor Distribution
11/11/2012	62910051	11410	<u>103.40</u>	Payroll Labor Distribution
			<u>571.35</u>	
11/19/2012	62910051	11421	470.12	Inventory Issue
11/25/2012	62910051	11421	63.30	Inventory Issue
11/25/2012	62910051	11421	156.71	Inventory Issue
11/26/2012	62910051	11421	32.97	Inventory Issue
11/26/2012	62910051	11421	36.54	Inventory Issue
11/26/2012	62910051	11421	56.48	Inventory Issue
11/26/2012	62910051	11421	116.03	Inventory Issue
12/4/2012	62910051	11421	52.37	Inventory Issue
12/4/2012	62910051	11421	104.74	Inventory Issue
12/4/2012	62910051	11421	7.93	Inventory Issue
12/10/2012	62910051	11421	21.38	Inventory Issue
12/10/2012	62910051	11421	104.98	Inventory Issue
12/11/2012	62910051	11421	(18.27)	Inventory Issue
12/11/2012	62910051	11421	(56.87)	Inventory Issue
12/12/2012	62910051	11421	(18.27)	Inventory Issue
12/12/2012	62910051	11421	(90.73)	Inventory Issue
12/27/2012	62910051	11421	10.69	Inventory Issue
1/21/2013	62910051	11421	420.28	Inventory Issue
1/23/2013	62910051	11421	63.36	Inventory Issue
1/24/2013	62910051	11421	126.73	Inventory Issue
11/15/2012	62910051	11421	21.10	Inventory Issue
11/19/2012	62910051	11421	137.13	Inventory Issue
11/19/2012	62910051	11421	137.13	Inventory Issue
11/25/2012	62910051	11421	156.72	Inventory Issue
11/25/2012	62910051	11421	18.27	Inventory Issue
11/25/2012	62910051	11421	42.20	Inventory Issue
11/26/2012	62910051	11421	208.95	Inventory Issue
12/4/2012	62910051	11421	32.08	Inventory Issue
12/4/2012	62910051	11421	52.49	Inventory Issue
12/6/2012	62910051	11421	(10.69)	Inventory Issue
12/6/2012	62910051	11421	45.37	Inventory Issue
12/7/2012	62910051	11421	10.69	Inventory Issue
12/10/2012	62910051	11421	90.74	Inventory Issue

DATE	BusUnit	Acct	Amount	Explanation
12/11/2012	62910051	11421	(10.69)	Inventory Issue
12/11/2012	62910051	11421	(32.76)	Inventory Issue
12/11/2012	62910051	11421	10.69	Inventory Issue
12/11/2012	62910051	11421	52.49	Inventory Issue
12/13/2012	62910051	11421	(52.54)	Inventory Issue
12/26/2012	62910051	11421	18.27	Inventory Issue
1/7/2013	62910051	11421	10.69	Inventory Issue
1/7/2013	62910051	11421	18.27	Inventory Issue
1/10/2013	62910051	11421	7.96	Inventory Issue
1/10/2013	62910051	11421	18.27	Inventory Issue
1/10/2013	62910051	11421	10.69	Inventory Issue
1/15/2013	62910051	11421	10.69	Inventory Issue
1/15/2013	62910051	11421	1,049.87	Inventory Issue
1/21/2013	62910051	11421	171.06	Inventory Issue
1/21/2013	62910051	11421	380.12	Inventory Issue
1/23/2013	62910051	11421	10.69	Inventory Issue
1/24/2013	62910051	11421	21.38	Inventory Issue
1/24/2013	62910051	11421	105.07	Inventory Issue
1/29/2013	62910051	11421	51.08	Inventory Issue
1/29/2013	62910051	11421	315.21	Inventory Issue
2/1/2013	62910051	11421	52.54	Inventory Issue
12/4/2012	62910051	11421	21.38	Inventory Issue
12/11/2012	62910051	11421	71.88	Inventory Issue
12/27/2012	62910051	11421	52.54	Inventory Issue
1/23/2013	62910051	11421	52.54	Inventory Issue
2/1/2013	62910051	11421	10.22	Inventory Issue
11/15/2012	62910051	11421	52.24	Inventory Issue
11/25/2012	62910051	11421	(137.13)	Inventory Issue
11/26/2012	62910051	11421	33.00	Inventory Issue
11/26/2012	62910051	11421	90.73	Inventory Issue
11/27/2012	62910051	11421	(52.31)	Inventory Issue
12/4/2012	62910051	11421	14.67	Inventory Issue
12/4/2012	62910051	11421	32.50	Inventory Issue
12/4/2012	62910051	11421	508.34	Inventory Issue
12/6/2012	62910051	11421	10.69	Inventory Issue
12/11/2012	62910051	11421	(32.50)	Inventory Issue
12/12/2012	62910051	11421	(96.23)	Inventory Issue
12/12/2012	62910051	11421	(209.94)	Inventory Issue
1/15/2013	62910051	11421	52.54	Inventory Issue
1/29/2013	62910051	11421	324.79	Inventory Issue
11/12/2012	62910051	11421	21.10	Inventory Issue
11/17/2012	62910051	11421	659.08	Inventory Issue
11/12/2012	62910051	11421	68.40	Inventory Issue
11/17/2012	62910051	11421	34.20	Inventory Issue
12/5/2012	62910051	11421	34.20	Inventory Issue
12/5/2012	62910051	11421	52.49	Inventory Issue
11/11/2012	62910051	11421	58.59	Inventory Issue
12/4/2012	62910051	11421	32.50	Inventory Issue
11/11/2012	62910051	11421	792.67	Inventory Issue
11/18/2012	62910051	11421	65.37	Inventory Issue
11/18/2012	62910051	11421	73.41	Inventory Issue
11/18/2012	62910051	11421	58.59	Inventory Issue
12/4/2012	62910051	11421	14.67	Inventory Issue
11/11/2012	62910051	11421	87.88	Inventory Issue
12/4/2012	62910051	11421	7.93	Inventory Issue
1/10/2013	62910051	11421	25.15	Inventory Issue
11/15/2012	62910051	11421	329.54	ortley beach
1/22/2013	62910051	11421	712.52	Inventory Issue
1/22/2013	62910051	11421	356.26	Inventory Issue
11/15/2012	62910051	11421	329.54	ortley beach
11/11/2012	62910051	11421	36.54	Inventory Issue
11/13/2012	62910051	11421	1,224.09	Inventory Issue
11/13/2012	62910051	11421	18.27	Inventory Issue
11/17/2012	62910051	11421	21.10	Inventory Issue
11/17/2012	62910051	11421	52.24	Inventory Issue
11/19/2012	62910051	11421	147.67	Inventory Issue
12/4/2012	62910051	11421	18.27	Inventory Issue
12/10/2012	62910051	11421	4.25	Inventory Issue
1/8/2013	62910051	11421	18.27	Inventory Issue
3/7/2013	62910051	11421	(3.31)	Inventory Issue
3/7/2013	62910051	11421	(18.27)	Inventory Issue

DATE	BusUnit	Acct	Amount	Explanation
11/14/2012	62910051	11421	18.27	Inventory Issue
11/16/2012	62910051	11421	(255.78)	Inventory Issue
11/17/2012	62910051	11421	125.43	Inventory Issue
11/17/2012	62910051	11421	36.54	Inventory Issue
11/17/2012	62910051	11421	36.54	Inventory Issue
11/19/2012	62910051	11421	365.65	Inventory Issue
11/25/2012	62910051	11421	31.64	Inventory Issue
12/3/2012	62910051	11421	18.27	Inventory Issue
12/4/2012	62910051	11421	18.27	Inventory Issue
12/7/2012	62910051	11421	36.54	Inventory Issue
12/10/2012	62910051	11421	3.31	Inventory Issue
12/13/2012	62910051	11421	18.27	Inventory Issue
1/15/2013	62910051	11421	85.53	Inventory Issue
1/23/2013	62910051	11421	54.81	Inventory Issue
12/10/2012	62910051	11421	15.93	Inventory Issue
12/10/2012	62910051	11421	169.34	Inventory Issue
11/13/2012	62910051	11421	36.54	Inventory Issue
11/17/2012	62910051	11421	84.39	Inventory Issue
11/17/2012	62910051	11421	104.48	Inventory Issue
11/17/2012	62910051	11421	396.33	Inventory Issue
11/20/2012	62910051	11421	52.24	Inventory Issue
11/25/2012	62910051	11421	156.71	Inventory Issue
11/27/2012	62910051	11421	109.62	Inventory Issue
12/3/2012	62910051	11421	18.27	Inventory Issue
12/3/2012	62910051	11421	18.27	Inventory Issue
12/3/2012	62910051	11421	18.27	Inventory Issue
12/4/2012	62910051	11421	36.54	Inventory Issue
12/10/2012	62910051	11421	18.27	Inventory Issue
1/15/2013	62910051	11421	210.14	Inventory Issue
3/7/2013	62910051	11421	(4.25)	Inventory Issue
3/7/2013	62910051	11421	(15.33)	Inventory Issue
3/7/2013	62910051	11421	(169.08)	Inventory Issue
2/28/2013	62910051	11421	236.68	Inventory Issue
1/31/2013	62910051	11421	3,638.52	Inventory Issue
1/31/2013	62910051	11421	1,177.77	Inventory Issue
11/15/2012	62910051	11421	18.27	Inventory Issue
11/15/2012	62910051	11421	67.47	Inventory Issue
3/4/2013	62910051	11421	(23.92)	Inventory Issue
11/15/2012	62910051	11421	2.39	Inventory Issue
11/15/2012	62910051	11421	414.71	Inventory Issue
11/16/2012	62910051	11421	23.82	Inventory Issue
11/16/2012	62910051	11421	40.40	Inventory Issue
3/4/2013	62910051	11421	(25.52)	Inventory Issue
3/4/2013	62910051	11421	(35.38)	Inventory Issue
3/4/2013	62910051	11421	(40.40)	Inventory Issue
3/4/2013	62910051	11421	(67.15)	Inventory Issue
3/4/2013	62910051	11421	(68.90)	Inventory Issue
11/15/2012	62910051	11421	25.55	Inventory Issue
11/15/2012	62910051	11421	67.06	Inventory Issue
11/15/2012	62910051	11421	143.72	Inventory Issue
11/16/2012	62910051	11421	35.36	Inventory Issue
11/16/2012	62910051	11421	143.72	Inventory Issue
3/4/2013	62910051	11421	(2.39)	Inventory Issue
3/4/2013	62910051	11421	(18.27)	Inventory Issue
3/4/2013	62910051	11421	(287.41)	Inventory Issue
3/4/2013	62910051	11421	(414.71)	Inventory Issue
1/11/2013	62910051	11421	63.36	Inventory Issue
			<u>17,919.58</u>	
2/28/2013	62910051	11441	0.34	February AFUDC
2/28/2013	62910051	11441	0.12	February AFUDC
2/28/2013	62910051	11441	0.30	February AFUDC
2/28/2013	62910051	11441	0.25	February AFUDC
2/28/2013	62910051	11441	0.32	February AFUDC
2/28/2013	62910051	11441	0.03	February AFUDC
2/28/2013	62910051	11441	0.04	February AFUDC
2/28/2013	62910051	11441	0.03	February AFUDC
2/28/2013	62910051	11441	0.02	February AFUDC
			<u>1.45</u>	

DATE	BusUnit	Acct	Amount	Explanation
2/28/2013	62910051	11442	15.55	Stores Overhead
11/30/2012	62910051	11442	265.97	Stores Overhead
12/31/2012	62910051	11442	(14.75)	Stores Overhead
1/31/2013	62910051	11442	973.96	Stores Overhead
11/30/2012	62910051	11442	126.93	Stores Overhead
12/31/2012	62910051	11442	(1.83)	Stores Overhead
11/30/2012	62910051	11442	237.74	Stores Overhead
1/31/2013	62910051	11442	0.28	Stores Overhead
12/31/2012	62910051	11442	(1.17)	Stores Overhead
11/30/2012	62910051	11442	53.44	Stores Overhead
1/31/2013	62910051	11442	204.79	Stores Overhead
1/31/2013	62910051	11442	618.77	Miscellaneous Adjustments
11/30/2012	62910051	11442	453.81	Stores Overhead
12/31/2012	62910051	11442	(8.71)	Stores Overhead
1/31/2013	62910051	11442	174.00	Stores Overhead
2/28/2013	62910051	11442	58.58	Stores Overhead
3/31/2013	62910051	11442	(36.96)	Stores Overhead
1/31/2013	62910051	11442	43.63	Miscellaneous Adjustments
11/30/2012	62910051	11442	159.32	Stores Overhead
3/31/2013	62910051	11442	(172.98)	Stores Overhead
1/31/2013	62910051	11442	0.71	Stores Overhead
1/31/2013	62910051	11443	32.22	Company Overhead
2/28/2013	62910051	11443	1,376.23	Company Overheads
11/30/2012	62910051	11443	9,895.05	Comapny Overheads
12/31/2012	62910051	11443	2,242.72	Company Overhead
2/28/2013	62910051	11443	7,106.14	Company Overheads
1/31/2013	62910051	11443	14,305.65	Company Overhead
3/31/2013	62910051	11443	968.19	Company Overhead
1/31/2013	62910051	11443	625.59	Company Overhead
12/31/2012	62910051	11443	535.84	Company Overhead
11/30/2012	62910051	11443	6,073.10	Comapny Overheads
11/30/2012	62910051	11443	13,727.89	Comapny Overheads
12/31/2012	62910051	11443	1,565.75	Company Overhead
1/31/2013	62910051	11443	(1,066.51)	Company Overhead
3/31/2013	62910051	11443	60.13	Company Overhead
12/31/2012	62910051	11443	1,067.07	Company Overhead
11/30/2012	62910051	11443	13,070.88	Comapny Overheads
1/31/2013	62910051	11443	32.05	Miscellaneous Adjustments
11/30/2012	62910051	11443	17,470.96	Comapny Overheads
1/31/2013	62910051	11443	9,552.09	Company Overhead
2/28/2013	62910051	11443	20,640.57	Company Overheads
3/31/2013	62910051	11443	3,305.71	Company Overhead
12/31/2012	62910051	11443	408.73	Company Overhead
11/30/2012	62910051	11443	1,945.26	Comapny Overheads
2/28/2013	62910051	11443	1,760.31	Company Overheads
11/30/2012	62910051	11443	2,394.94	Comapny Overheads
1/31/2013	62910051	11443	33.13	Company Overhead
3/31/2013	62910051	11443	(457.80)	Company Overhead
12/31/2012	62910051	11443	109.83	Company Overhead
1/31/2013	62910051	11443	495.92	Company Overhead
11/30/2012	62910051	11443	703.36	Comapny Overheads
12/31/2012	62910051	11443	239.00	Company Overhead
12/31/2012	62910051	11443	253.73	Company Overhead
			<u>133,624.81</u>	
2/28/2013	62910051	11450	2,940.00	GRAY SUPPLY CO
1/30/2013	62910051	11450	2,100.00	GRAY SUPPLY CO
11/30/2012	62910051	11450	291.45	GRAY SUPPLY CO
11/30/2012	62910051	11450	13,260.00	J F KIELY CONSTRUCTION CO
11/30/2012	62910051	11450	15,862.50	J F KIELY CONSTRUCTION CO
11/30/2012	62910051	11450	3,640.00	J F KIELY CONSTRUCTION CO
12/15/2012	62910051	11450	9,075.00	GRAY SUPPLY CO
12/15/2012	62910051	11450	2,275.00	J F KIELY CONSTRUCTION CO
12/15/2012	62910051	11450	11,000.00	GRAY SUPPLY CO
12/31/2012	62910051	11450	4,620.00	GRAY SUPPLY CO
12/31/2012	62910051	11450	15,125.00	GRAY SUPPLY CO
1/15/2013	62910051	11450	500.00	GRAY SUPPLY CO
1/30/2013	62910051	11450	21,780.00	J F KIELY CONSTRUCTION CO
1/30/2013	62910051	11450	115.64	GRAY SUPPLY CO

DATE	BusUnit	Acct	Amount	Explanation
1/30/2013	62910051	11450	207.63	GRAY SUPPLY CO
1/30/2013	62910051	11450	207.62	GRAY SUPPLY CO
12/15/2012	62910051	11450	2,255.00	GRAY SUPPLY CO
1/30/2013	62910051	11450	4,000.00	GRAY SUPPLY CO
11/30/2012	62910051	11450	1,950.00	J F KIELY CONSTRUCTION CO
12/31/2012	62910051	11450	1,950.00	J F KIELY CONSTRUCTION CO
2/15/2013	62910051	11450	5,280.00	J F KIELY CONSTRUCTION CO
2/15/2013	62910051	11450	4,500.00	GRAY SUPPLY CO
1/15/2013	62910051	11450	260.00	J F KIELY CONSTRUCTION CO
2/15/2013	62910051	11450	372.07	GRAY SUPPLY CO
11/30/2012	62910051	11450	836.62	J F KIELY CONSTRUCTION CO
11/30/2012	62910051	11450	4,320.00	J F KIELY CONSTRUCTION CO
1/30/2013	62910051	11450	3,840.00	J F KIELY CONSTRUCTION CO
12/15/2012	62910051	11450	2,530.00	GRAY SUPPLY CO
12/31/2012	62910051	11450	2,475.00	GRAY SUPPLY CO
3/15/2013	62910051	11450	408.28	GRAY SUPPLY CO
11/30/2012	62910051	11450	2,600.00	J F KIELY CONSTRUCTION CO
3/30/2013	62910051	11450	269.79	J F KIELY CONSTRUCTION CO
11/15/2012	62910051	11450	1,885.00	J F KIELY CONSTRUCTION CO
11/15/2012	62910051	11450	6,345.00	J F KIELY CONSTRUCTION CO
11/15/2012	62910051	11450	1,620.00	J F KIELY CONSTRUCTION CO
11/30/2012	62910051	11450	3,410.00	GRAY SUPPLY CO
11/30/2012	62910051	11450	906.34	J F KIELY CONSTRUCTION CO
12/15/2012	62910051	11450	232.19	GRAY SUPPLY CO
12/15/2012	62910051	11450	269.63	GRAY SUPPLY CO
12/15/2012	62910051	11450	5,995.00	GRAY SUPPLY CO
11/15/2012	62910051	11450	6,480.00	J F KIELY CONSTRUCTION CO
12/31/2012	62910051	11450	7,315.00	GRAY SUPPLY CO
12/31/2012	62910051	11450	1,650.00	GRAY SUPPLY CO
12/31/2012	62910051	11450	9,515.00	GRAY SUPPLY CO
1/15/2013	62910051	11450	521.33	GRAY SUPPLY CO
1/15/2013	62910051	11450	687.49	GRAY SUPPLY CO
1/15/2013	62910051	11450	1,980.00	J F KIELY CONSTRUCTION CO
1/30/2013	62910051	11450	50.00	GRAY SUPPLY CO
12/15/2012	62910051	11450	2,860.00	GRAY SUPPLY CO
1/15/2013	62910051	11450	1,260.72	GRAY SUPPLY CO
11/30/2012	62910051	11450	260.00	J F KIELY CONSTRUCTION CO
1/15/2013	62910051	11450	4,250.00	GRAY SUPPLY CO
3/15/2013	62910051	11450	59.24	GRAY SUPPLY CO
12/31/2012	62910051	11450	2,310.00	GRAY SUPPLY CO
1/15/2013	62910051	11450	10,920.00	J F KIELY CONSTRUCTION CO
2/28/2013	62910051	11450	2,362.50	GRAY SUPPLY CO
11/15/2012	62910051	11450	15,080.00	J F KIELY CONSTRUCTION CO
1/15/2013	62910051	11450	4,550.00	J F KIELY CONSTRUCTION CO
11/30/2012	62910051	11450	1,650.00	GRAY SUPPLY CO
11/30/2012	62910051	11450	13,390.00	J F KIELY CONSTRUCTION CO
12/15/2012	62910051	11450	2,200.00	GRAY SUPPLY CO
12/15/2012	62910051	11450	11,240.59	GRAY SUPPLY CO
12/15/2012	62910051	11450	1,375.00	GRAY SUPPLY CO
12/15/2012	62910051	11450	5,390.00	GRAY SUPPLY CO
12/31/2012	62910051	11450	1,760.00	GRAY SUPPLY CO
12/15/2012	62910051	11450	3,520.00	GRAY SUPPLY CO
12/31/2012	62910051	11450	2,310.00	GRAY SUPPLY CO
1/15/2013	62910051	11450	63.84	GRAY SUPPLY CO
12/31/2012	62910051	11450	918.62	GRAY SUPPLY CO
12/31/2012	62910051	11450	7,280.00	J F KIELY CONSTRUCTION CO
1/30/2013	62910051	11450	2,500.00	GRAY SUPPLY CO
1/30/2013	62910051	11450	166.53	GRAY SUPPLY CO
11/30/2012	62910051	11450	1,950.00	J F KIELY CONSTRUCTION CO
12/15/2012	62910051	11450	2,640.00	GRAY SUPPLY CO
11/30/2012	62910051	11450	520.00	J F KIELY CONSTRUCTION CO
2/15/2013	62910051	11450	266.00	GRAY SUPPLY CO
11/30/2012	62910051	11450	1,950.00	J F KIELY CONSTRUCTION CO
12/15/2012	62910051	11450	8,580.00	GRAY SUPPLY CO
11/30/2012	62910051	11450	8,470.00	GRAY SUPPLY CO
2/28/2013	62910051	11450	2,400.00	J F KIELY CONSTRUCTION CO
12/31/2012	62910051	11450	2,795.00	J F KIELY CONSTRUCTION CO
11/15/2012	62910051	11450	9,360.00	J F KIELY CONSTRUCTION CO
12/15/2012	62910051	11450	2,970.00	GRAY SUPPLY CO
12/15/2012	62910051	11450	5,487.03	GRAY SUPPLY CO
11/30/2012	62910051	11450	3,120.00	J F KIELY CONSTRUCTION CO

DATE	BusUnit	Acct	Amount	Explanation
12/15/2012	62910051	11450	114.16	J F KIELY CONSTRUCTION CO
12/15/2012	62910051	11450	724.02	GRAY SUPPLY CO
1/15/2013	62910051	11450	3,120.00	J F KIELY CONSTRUCTION CO
3/30/2013	62910051	11450	3,120.00	J F KIELY CONSTRUCTION CO
3/30/2013	62910051	11450	780.00	J F KIELY CONSTRUCTION CO
12/15/2012	62910051	11450	754.62	GRAY SUPPLY CO
11/30/2012	62910051	11450	724.14	J F KIELY CONSTRUCTION CO
11/30/2012	62910051	11450	743.66	J F KIELY CONSTRUCTION CO
11/30/2012	62910051	11450	11,440.00	J F KIELY CONSTRUCTION CO
11/15/2012	62910051	11450	23,985.00	J F KIELY CONSTRUCTION CO
12/15/2012	62910051	11450	4,785.00	GRAY SUPPLY CO
12/31/2012	62910051	11450	2,365.00	GRAY SUPPLY CO
12/15/2012	62910051	11450	664.13	GRAY SUPPLY CO
12/31/2012	62910051	11450	4,730.00	GRAY SUPPLY CO
11/30/2012	62910051	11450	5,665.00	GRAY SUPPLY CO
11/15/2012	62910051	11450	8,190.00	J F KIELY CONSTRUCTION CO
12/15/2012	62910051	11450	4,235.00	GRAY SUPPLY CO
12/15/2012	62910051	11450	464.96	GRAY SUPPLY CO
12/31/2012	62910051	11450	1,320.00	GRAY SUPPLY CO
12/31/2012	62910051	11450	59.33	GRAY SUPPLY CO
12/15/2012	62910051	11450	130.00	J F KIELY CONSTRUCTION CO
11/30/2012	62910051	11450	1,650.00	GRAY SUPPLY CO
11/30/2012	62910051	11450	8,635.00	GRAY SUPPLY CO
12/15/2012	62910051	11450	232.19	GRAY SUPPLY CO
1/15/2013	62910051	11450	788.07	GRAY SUPPLY CO
11/30/2012	62910051	11450	1,815.00	GRAY SUPPLY CO
11/15/2012	62910051	11450	405.00	J F KIELY CONSTRUCTION CO
11/30/2012	62910051	11450	5,720.00	J F KIELY CONSTRUCTION CO
11/30/2012	62910051	11450	4,160.00	J F KIELY CONSTRUCTION CO
12/15/2012	62910051	11450	11,964.58	GRAY SUPPLY CO
12/15/2012	62910051	11450	2,860.00	GRAY SUPPLY CO
1/15/2013	62910051	11450	63.83	GRAY SUPPLY CO
11/30/2012	62910051	11450	6,930.00	GRAY SUPPLY CO
12/15/2012	62910051	11450	6,511.93	J F KIELY CONSTRUCTION CO
12/15/2012	62910051	11450	5,995.00	GRAY SUPPLY CO
11/15/2012	62910051	11450	6,615.00	J F KIELY CONSTRUCTION CO
11/30/2012	62910051	11450	1,980.00	GRAY SUPPLY CO
1/30/2013	62910051	11450	50.00	GRAY SUPPLY CO
1/30/2013	62910051	11450	2,160.00	J F KIELY CONSTRUCTION CO
11/30/2012	62910051	11450	1,950.00	J F KIELY CONSTRUCTION CO
11/30/2012	62910051	11450	4,320.00	J F KIELY CONSTRUCTION CO
1/15/2013	62910051	11450	63.83	GRAY SUPPLY CO
12/15/2012	62910051	11450	14,960.00	GRAY SUPPLY CO
11/15/2012	62910051	11450	5,850.00	J F KIELY CONSTRUCTION CO
11/30/2012	62910051	11450	7,425.00	GRAY SUPPLY CO
11/30/2012	62910051	11450	2,902.40	J F KIELY CONSTRUCTION CO
12/15/2012	62910051	11450	3,245.00	GRAY SUPPLY CO
12/31/2012	62910051	11450	2,750.00	GRAY SUPPLY CO
11/15/2012	62910051	11450	9,585.00	J F KIELY CONSTRUCTION CO
11/30/2012	62910051	11450	11,055.00	GRAY SUPPLY CO
1/15/2013	62910051	11450	580.48	J F KIELY CONSTRUCTION CO
1/15/2013	62910051	11450	2,378.26	J F KIELY CONSTRUCTION CO
11/30/2012	62910051	11450	31,680.00	GRAY SUPPLY CO
1/15/2013	62910051	11450	3,759.83	GRAY SUPPLY CO
12/15/2012	62910051	11450	13,750.00	GRAY SUPPLY CO
3/30/2013	62910051	11450	288.00	J F KIELY CONSTRUCTION CO
11/30/2012	62910051	11450	9,130.00	GRAY SUPPLY CO
11/30/2012	62910051	11450	6,160.00	GRAY SUPPLY CO
11/30/2012	62910051	11450	18,095.00	GRAY SUPPLY CO
11/15/2012	62910051	11450	1,365.00	J F KIELY CONSTRUCTION CO
11/30/2012	62910051	11450	1,705.00	GRAY SUPPLY CO
12/15/2012	62910051	11450	17,930.00	GRAY SUPPLY CO
12/15/2012	62910051	11450	2,916.46	GRAY SUPPLY CO
11/15/2012	62910051	11450	1,820.00	J F KIELY CONSTRUCTION CO
11/30/2012	62910051	11450	19,695.00	J F KIELY CONSTRUCTION CO
12/15/2012	62910051	11450	232.19	GRAY SUPPLY CO
12/15/2012	62910051	11450	4,345.00	GRAY SUPPLY CO
12/15/2012	62910051	11450	9,350.00	GRAY SUPPLY CO
12/15/2012	62910051	11450	11,964.59	GRAY SUPPLY CO
12/31/2012	62910051	11450	197.36	J F KIELY CONSTRUCTION CO
11/30/2012	62910051	11450	2,805.00	GRAY SUPPLY CO

DATE	BusUnit	Acct	Amount	Explanation
12/15/2012	62910051	11450	1,072.98	GRAY SUPPLY CO
12/15/2012	62910051	11450	3,575.00	GRAY SUPPLY CO
11/15/2012	62910051	11450	31,200.00	J F KIELY CONSTRUCTION CO
11/30/2012	62910051	11450	741.12	J F KIELY CONSTRUCTION CO
11/30/2012	62910051	11450	5,190.96	J F KIELY CONSTRUCTION CO
11/15/2012	62910051	11450	8,977.50	J F KIELY CONSTRUCTION CO
11/30/2012	62910051	11450	8,710.00	J F KIELY CONSTRUCTION CO
11/30/2012	62910051	11450	27,365.00	J F KIELY CONSTRUCTION CO
12/15/2012	62910051	11450	16,649.19	J F KIELY CONSTRUCTION CO
12/31/2012	62910051	11450	7,280.00	J F KIELY CONSTRUCTION CO
11/30/2012	62910051	11450	39,325.00	J F KIELY CONSTRUCTION CO
11/30/2012	62910051	11450	14,246.04	J F KIELY CONSTRUCTION CO
11/30/2012	62910051	11450	6,890.00	J F KIELY CONSTRUCTION CO
11/30/2012	62910051	11450	7,150.00	J F KIELY CONSTRUCTION CO
12/15/2012	62910051	11450	5,224.32	J F KIELY CONSTRUCTION CO
12/15/2012	62910051	11450	11,700.00	J F KIELY CONSTRUCTION CO
12/31/2012	62910051	11450	13,931.40	J F KIELY CONSTRUCTION CO
12/15/2012	62910051	11450	1,170.00	J F KIELY CONSTRUCTION CO
11/15/2012	62910051	11450	7,605.00	J F KIELY CONSTRUCTION CO
12/15/2012	62910051	11450	11,375.00	J F KIELY CONSTRUCTION CO
1/31/2013	62910051	11450	6,120.00	Miscellaneous Adjustments
2/28/2013	62910051	11450	32,770.48	Miscellaneous Adjustments
11/30/2012	62910051	11450	6,240.00	J F KIELY CONSTRUCTION CO
11/15/2012	62910051	11450	540.00	J F KIELY CONSTRUCTION CO
11/30/2012	62910051	11450	700.43	J F KIELY CONSTRUCTION CO
12/15/2012	62910051	11450	232.85	J F KIELY CONSTRUCTION CO
1/15/2013	62910051	11450	7,800.00	J F KIELY CONSTRUCTION CO
1/15/2013	62910051	11450	3,550.00	GRAY SUPPLY CO
11/30/2012	62910051	11450	1,560.00	J F KIELY CONSTRUCTION CO
1/30/2013	62910051	11450	249.83	J F KIELY CONSTRUCTION CO
11/30/2012	62910051	11450	8,190.00	J F KIELY CONSTRUCTION CO
1/15/2013	62910051	11450	780.00	J F KIELY CONSTRUCTION CO
11/15/2012	62910051	11450	2,430.00	J F KIELY CONSTRUCTION CO
2/15/2013	62910051	11450	2,700.00	J F KIELY CONSTRUCTION CO
2/15/2013	62910051	11450	580.48	J F KIELY CONSTRUCTION CO
2/15/2013	62910051	11450	2,500.00	J F KIELY CONSTRUCTION CO
11/30/2012	62910051	11450	715.00	J F KIELY CONSTRUCTION CO
11/30/2012	62910051	11450	4,860.00	J F KIELY CONSTRUCTION CO
11/30/2012	62910051	11450	7,755.00	GRAY SUPPLY CO
11/30/2012	62910051	11450	3,105.00	GRAY SUPPLY CO
3/15/2013	62910051	11450	59.25	GRAY SUPPLY CO
2/15/2013	62910051	11450	2,047.50	GRAY SUPPLY CO
11/30/2012	62910051	11450	1,760.00	GRAY SUPPLY CO
11/15/2012	62910051	11450	5,720.00	J F KIELY CONSTRUCTION CO
11/30/2012	62910051	11450	23,530.00	J F KIELY CONSTRUCTION CO
11/30/2012	62910051	11450	1,625.00	J F KIELY CONSTRUCTION CO
11/30/2012	62910051	11450	770.00	GRAY SUPPLY CO
12/15/2012	62910051	11450	3,850.00	GRAY SUPPLY CO
1/15/2013	62910051	11450	500.00	GRAY SUPPLY CO
1/15/2013	62910051	11450	6,045.00	J F KIELY CONSTRUCTION CO
11/30/2012	62910051	11450	1,560.00	J F KIELY CONSTRUCTION CO
1/30/2013	62910051	11450	13,980.00	J F KIELY CONSTRUCTION CO
11/15/2012	62910051	11450	7,410.00	J F KIELY CONSTRUCTION CO
2/15/2013	62910051	11450	1,160.96	J F KIELY CONSTRUCTION CO
1/30/2013	62910051	11450	10,811.47	J F KIELY CONSTRUCTION CO
11/15/2012	62910051	11450	7,020.00	J F KIELY CONSTRUCTION CO
11/15/2012	62910051	11450	3,835.00	J F KIELY CONSTRUCTION CO
2/28/2013	62910051	11450	1,837.50	GRAY SUPPLY CO
11/30/2012	62910051	11450	780.00	J F KIELY CONSTRUCTION CO
11/30/2012	62910051	11450	63,830.00	J F KIELY CONSTRUCTION CO
11/15/2012	62910051	11450	1,350.00	J F KIELY CONSTRUCTION CO
11/15/2012	62910051	11450	9,880.00	J F KIELY CONSTRUCTION CO
11/30/2012	62910051	11450	5,590.00	J F KIELY CONSTRUCTION CO
11/30/2012	62910051	11450	2,915.00	GRAY SUPPLY CO
11/30/2012	62910051	11450	2,340.00	J F KIELY CONSTRUCTION CO
12/15/2012	62910051	11450	(2,080.00)	J F KIELY CONSTRUCTION CO
12/15/2012	62910051	11450	1,540.00	GRAY SUPPLY CO
12/15/2012	62910051	11450	3,900.00	J F KIELY CONSTRUCTION CO
12/15/2012	62910051	11450	13,466.83	J F KIELY CONSTRUCTION CO
12/15/2012	62910051	11450	1,820.00	J F KIELY CONSTRUCTION CO
11/30/2012	62910051	11450	13,000.00	J F KIELY CONSTRUCTION CO

DATE	BusUnit	Acct	Amount	Explanation
12/31/2012	62910051	11450	1,300.00	J F KIELY CONSTRUCTION CO
2/15/2013	62910051	11450	250.00	J F KIELY CONSTRUCTION CO
11/30/2012	62910051	11450	7,540.00	J F KIELY CONSTRUCTION CO
11/30/2012	62910051	11450	770.00	GRAY SUPPLY CO
11/30/2012	62910051	11450	1,560.00	J F KIELY CONSTRUCTION CO
11/15/2012	62910051	11450	6,547.50	J F KIELY CONSTRUCTION CO
12/15/2012	62910051	11450	1,760.00	GRAY SUPPLY CO
3/15/2013	62910051	11450	12,500.00	J F KIELY CONSTRUCTION CO
3/15/2013	62910051	11450	408.30	GRAY SUPPLY CO
3/15/2013	62910051	11450	262.50	GRAY SUPPLY CO
11/15/2012	62910051	11450	4,387.50	J F KIELY CONSTRUCTION CO
3/30/2013	62910051	11450	2,062.50	J F KIELY CONSTRUCTION CO
2/28/2013	62910051	11450	3,760.48	J F KIELY CONSTRUCTION CO
11/15/2012	62910051	11450	6,630.00	J F KIELY CONSTRUCTION CO
11/15/2012	62910051	11450	1,430.00	J F KIELY CONSTRUCTION CO
11/30/2012	62910051	11450	2,405.00	J F KIELY CONSTRUCTION CO
11/15/2012	62910051	11450	12,960.00	J F KIELY CONSTRUCTION CO
12/15/2012	62910051	11450	6,930.00	GRAY SUPPLY CO
11/15/2012	62910051	11450	6,480.00	J F KIELY CONSTRUCTION CO
11/15/2012	62910051	11450	9,360.00	J F KIELY CONSTRUCTION CO
1/30/2013	62910051	11450	2,160.00	J F KIELY CONSTRUCTION CO
3/15/2013	62910051	11450	(4,420.00)	J F KIELY CONSTRUCTION CO
3/15/2013	62910051	11450	2,210.00	J F KIELY CONSTRUCTION CO
11/30/2012	62910051	11450	13,000.00	J F KIELY CONSTRUCTION CO
11/30/2012	62910051	11450	1,650.00	GRAY SUPPLY CO
1/15/2013	62910051	11450	658.19	GRAY SUPPLY CO
11/30/2012	62910051	11450	4,510.00	GRAY SUPPLY CO
1/15/2013	62910051	11450	352.00	GRAY SUPPLY CO
11/30/2012	62910051	11450	2,310.00	GRAY SUPPLY CO
12/15/2012	62910051	11450	585.85	GRAY SUPPLY CO
12/31/2012	62910051	11450	2,530.00	GRAY SUPPLY CO
12/15/2012	62910051	11450	11,964.58	GRAY SUPPLY CO
12/15/2012	62910051	11450	2,365.00	GRAY SUPPLY CO
12/31/2012	62910051	11450	1,980.00	GRAY SUPPLY CO
12/31/2012	62910051	11450	2,035.00	GRAY SUPPLY CO
12/31/2012	62910051	11450	1,925.00	GRAY SUPPLY CO
12/31/2012	62910051	11450	2,475.00	GRAY SUPPLY CO
12/15/2012	62910051	11450	3,025.00	GRAY SUPPLY CO
12/15/2012	62910051	11450	335.13	GRAY SUPPLY CO
12/31/2012	62910051	11450	1,870.00	GRAY SUPPLY CO
			<u>1,386,232.29</u>	
1/18/2013	62910051	11495	466.13	K. MOOREA LLC D/B/A TRAFFIC PL
1/18/2013	62910051	11495	3,321.83	K. MOOREA LLC D/B/A TRAFFIC PL
3/7/2013	62910051	11495	540.78	K. MOOREA LLC D/B/A TRAFFIC PL
2/11/2013	62910051	11495	246.79	K. MOOREA LLC D/B/A TRAFFIC PL
			<u>4,575.53</u>	
11/11/2012	62910052	11410	294.28	Payroll Labor Distribution
11/11/2012	62910052	11410	309.13	Payroll Labor Distribution
11/11/2012	62910052	11410	589.12	Payroll Labor Distribution
11/18/2012	62910052	11410	2,103.45	Payroll Labor Distribution
12/9/2012	62910052	11410	460.60	Payroll Labor Distribution
12/16/2012	62910052	11410	6.38	Payroll Labor Distribution
12/16/2012	62910052	11410	443.22	Payroll Labor Distribution
12/23/2012	62910052	11410	537.18	Payroll Labor Distribution
1/6/2013	62910052	11410	96.14	Payroll Labor Distribution
1/6/2013	62910052	11410	240.08	Payroll Labor Distribution
1/6/2013	62910052	11410	474.19	Payroll Labor Distribution
1/13/2013	62910052	11410	57.52	Payroll Labor Distribution
1/20/2013	62910052	11410	370.37	Payroll Labor Distribution
1/27/2013	62910052	11410	275.88	Payroll Labor Distribution
2/3/2013	62910052	11410	591.66	Payroll Labor Distribution
2/10/2013	62910052	11410	3.45	Payroll Labor Distribution
2/10/2013	62910052	11410	79.34	Payroll Labor Distribution
2/17/2013	62910052	11410	2.86	Payroll Labor Distribution
2/24/2013	62910052	11410	155.02	Payroll Labor Distribution
3/10/2013	62910052	11410	385.34	Payroll Labor Distribution
3/24/2013	62910052	11410	276.59	Payroll Labor Distribution

DATE	BusUnit	Acct	Amount	Explanation
11/18/2012	62910052	11410	1.48	Payroll Labor Distribution
11/18/2012	62910052	11410	246.77	Payroll Labor Distribution
11/18/2012	62910052	11410	721.21	Payroll Labor Distribution
11/25/2012	62910052	11410	193.72	Payroll Labor Distribution
11/25/2012	62910052	11410	225.67	Payroll Labor Distribution
11/25/2012	62910052	11410	370.50	Payroll Labor Distribution
12/2/2012	62910052	11410	696.23	Payroll Labor Distribution
12/2/2012	62910052	11410	3,924.56	Payroll Labor Distribution
12/9/2012	62910052	11410	69.28	Payroll Labor Distribution
12/9/2012	62910052	11410	282.04	Payroll Labor Distribution
12/9/2012	62910052	11410	669.84	Payroll Labor Distribution
12/23/2012	62910052	11410	335.69	Payroll Labor Distribution
1/1/2013	62910052	11410	79.18	Payroll Labor Distribution
1/13/2013	62910052	11410	126.06	Payroll Labor Distribution
1/13/2013	62910052	11410	127.11	Payroll Labor Distribution
1/27/2013	62910052	11410	322.99	Payroll Labor Distribution
2/3/2013	62910052	11410	72.71	Payroll Labor Distribution
2/3/2013	62910052	11410	578.77	Payroll Labor Distribution
2/10/2013	62910052	11410	711.61	Payroll Labor Distribution
2/17/2013	62910052	11410	140.88	Payroll Labor Distribution
2/17/2013	62910052	11410	407.47	Payroll Labor Distribution
2/24/2013	62910052	11410	87.32	Payroll Labor Distribution
2/24/2013	62910052	11410	626.66	Payroll Labor Distribution
3/3/2013	62910052	11410	126.00	Payroll Labor Distribution
3/10/2013	62910052	11410	432.58	Payroll Labor Distribution
3/17/2013	62910052	11410	462.05	Payroll Labor Distribution
11/11/2012	62910052	11410	1,745.68	Payroll Labor Distribution
11/18/2012	62910052	11410	506.02	Payroll Labor Distribution
11/25/2012	62910052	11410	90.29	Payroll Labor Distribution
11/25/2012	62910052	11410	298.10	Payroll Labor Distribution
12/2/2012	62910052	11410	39.84	Payroll Labor Distribution
12/2/2012	62910052	11410	806.06	Payroll Labor Distribution
12/16/2012	62910052	11410	396.69	Payroll Labor Distribution
12/16/2012	62910052	11410	658.88	Payroll Labor Distribution
12/23/2012	62910052	11410	96.92	Payroll Labor Distribution
12/23/2012	62910052	11410	489.47	Payroll Labor Distribution
1/1/2013	62910052	11410	90.28	Payroll Labor Distribution
1/1/2013	62910052	11410	100.01	Payroll Labor Distribution
1/6/2013	62910052	11410	157.36	Payroll Labor Distribution
1/13/2013	62910052	11410	266.68	Payroll Labor Distribution
1/20/2013	62910052	11410	34.08	Payroll Labor Distribution
1/20/2013	62910052	11410	209.49	Payroll Labor Distribution
1/20/2013	62910052	11410	472.57	Payroll Labor Distribution
1/27/2013	62910052	11410	5.33	Payroll Labor Distribution
1/27/2013	62910052	11410	125.47	Payroll Labor Distribution
2/10/2013	62910052	11410	5.33	Payroll Labor Distribution
2/24/2013	62910052	11410	221.87	Payroll Labor Distribution
3/3/2013	62910052	11410	15.68	Payroll Labor Distribution
3/3/2013	62910052	11410	163.19	Payroll Labor Distribution
3/3/2013	62910052	11410	208.73	Payroll Labor Distribution
3/17/2013	62910052	11410	46.41	Payroll Labor Distribution
3/24/2013	62910052	11410	56.42	Payroll Labor Distribution
3/24/2013	62910052	11410	585.15	Payroll Labor Distribution

27,682.18

11/6/2012	62910052	11420	960.00	SENSUS METERING SYSTEMS C/O MU
11/6/2012	62910052	11420	103,950.00	SENSUS METERING SYSTEMS C/O MU
11/12/2012	62910052	11420	79,800.00	SENSUS METERING SYSTEMS C/O MU
11/13/2012	62910052	11420	440,000.00	ITRON INC
11/14/2012	62910052	11420	270,000.00	ELSTER AMERICAN METER COMPANY
11/16/2012	62910052	11420	55,575.00	ITRON (FORMERLY ACTARIS)
11/16/2012	62910052	11420	78,750.00	SENSUS METERING SYSTEMS C/O MU
11/19/2012	62910052	11420	133,920.00	ELSTER AMERICAN METER COMPANY
11/19/2012	62910052	11420	136,080.00	ELSTER AMERICAN METER COMPANY
11/23/2012	62910052	11420	107,600.00	SENSUS METERING SYSTEMS C/O MU
11/23/2012	62910052	11420	120,890.00	MULCARE PIPELINE SOLUTIONS INC
11/26/2012	62910052	11420	227.84	GRAINGER
11/27/2012	62910052	11420	837.00	S&S PRINTING
11/29/2012	62910052	11420	531.00	R S CRUM & CO
11/29/2012	62910052	11420	437.00	R S CRUM & CO

DATE	BusUnit	Acct	Amount	Explanation
11/30/2012	62910052	11420	77,575.00	ITRON (FORMERLY ACTARIS)
12/3/2012	62910052	11420	85.00	SHACHIHATA
12/3/2012	62910052	11420	2,188.50	MULCARE PIPELINE SOLUTIONS INC
12/4/2012	62910052	11420	85,580.00	DRESSER DMD ROOTS DIVISION
12/4/2012	62910052	11420	868.00	AY MCDONALD MFG CO
12/4/2012	62910052	11420	59,970.00	DRESSER DMD ROOTS DIVISION
12/4/2012	62910052	11420	1,500.00	AY MCDONALD MFG CO
12/5/2012	62910052	11420	50.60	S&S PRINTING
12/6/2012	62910052	11420	108,000.00	ELSTER AMERICAN METER COMPANY
12/10/2012	62910052	11420	4,000.00	SENSUS METERING SYSTEMS C/O MU
12/10/2012	62910052	11420	107,600.00	SENSUS METERING SYSTEMS C/O MU
12/10/2012	62910052	11420	89,850.00	MULCARE PIPELINE SOLUTIONS INC
12/10/2012	62910052	11420	107,600.00	SENSUS METERING SYSTEMS C/O MU
12/10/2012	62910052	11420	2,175.00	MULCARE PIPELINE SOLUTIONS INC
12/13/2012	62910052	11420	89,850.00	MULCARE PIPELINE SOLUTIONS INC
12/13/2012	62910052	11420	2,175.00	MULCARE PIPELINE SOLUTIONS INC
12/14/2012	62910052	11420	1,450.00	MULCARE PIPELINE SOLUTIONS INC
12/14/2012	62910052	11420	59,900.00	MULCARE PIPELINE SOLUTIONS INC
12/18/2012	62910052	11420	440,000.00	ITRON INC
12/19/2012	62910052	11420	1,655.54	ITRON INC
12/19/2012	62910052	11420	1,655.53	ITRON INC
12/20/2012	62910052	11420	2,175.00	MULCARE PIPELINE SOLUTIONS INC
12/20/2012	62910052	11420	89,850.00	MULCARE PIPELINE SOLUTIONS INC
12/27/2012	62910052	11420	5.95	XSTAMPERONLINE
12/31/2012	62910052	11420	(2,865,316.96)	New Meters for Sandy Reclass
12/31/2012	62910052	11420	(53,800.00)	Additional A/P Accrual
1/1/2013	62910052	11420	53,800.00	Additional A/P Accrual
1/3/2013	62910052	11420	725.00	MULCARE PIPELINE SOLUTIONS INC
1/3/2013	62910052	11420	29,950.00	MULCARE PIPELINE SOLUTIONS INC
1/3/2013	62910052	11420	29,950.00	MULCARE PIPELINE SOLUTIONS INC
1/3/2013	62910052	11420	29,950.00	MULCARE PIPELINE SOLUTIONS INC
1/3/2013	62910052	11420	725.00	MULCARE PIPELINE SOLUTIONS INC
1/3/2013	62910052	11420	725.00	MULCARE PIPELINE SOLUTIONS INC
1/3/2013	62910052	11420	11,428.80	MERCURY INSTRUMENTS
1/3/2013	62910052	11420	725.00	MULCARE PIPELINE SOLUTIONS INC
1/3/2013	62910052	11420	725.00	MULCARE PIPELINE SOLUTIONS INC
1/3/2013	62910052	11420	29,950.00	MULCARE PIPELINE SOLUTIONS INC
1/3/2013	62910052	11420	29,950.00	MULCARE PIPELINE SOLUTIONS INC
1/4/2013	62910052	11420	53,800.00	SENSUS METERING SYSTEMS C/O MU
1/8/2013	62910052	11420	31,690.00	MULCARE PIPELINE SOLUTIONS INC
1/9/2013	62910052	11420	107,600.00	SENSUS METERING SYSTEMS C/O MU
1/10/2013	62910052	11420	31,690.00	MULCARE PIPELINE SOLUTIONS INC
1/11/2013	62910052	11420	53,800.00	SENSUS METERING SYSTEMS C/O MU
1/11/2013	62910052	11420	2,000.00	SENSUS METERING SYSTEMS C/O MU
1/15/2013	62910052	11420	107,600.00	SENSUS METERING SYSTEMS C/O MU
1/18/2013	62910052	11420	800.02	MERCURY INSTRUMENTS
1/21/2013	62910052	11420	31,690.00	MULCARE PIPELINE SOLUTIONS INC
1/23/2013	62910052	11420	2,268.00	MERCURY INSTRUMENTS
1/25/2013	62910052	11420	710.52	MEASUREMENT SYSTEMS INC
1/29/2013	62910052	11420	158.76	MERCURY INSTRUMENTS
1/30/2013	62910052	11420	4,304.00	ITRON (FORMERLY ACTARIS)
1/30/2013	62910052	11420	31,690.00	MULCARE PIPELINE SOLUTIONS INC
2/1/2013	62910052	11420	584.00	AY MCDONALD MFG CO
2/1/2013	62910052	11420	729.50	MULCARE PIPELINE SOLUTIONS INC
2/1/2013	62910052	11420	(18.00)	MULCARE PIPELINE SOLUTIONS
2/1/2013	62910052	11420	(1,090.00)	MULCARE PIPELINE SOLUTIONS
2/4/2013	62910052	11420	2,250.00	MUELLER COMPANY
2/6/2013	62910052	11420	31,690.00	MULCARE PIPELINE SOLUTIONS INC
2/7/2013	62910052	11420	560.90	MERCURY INSTRUMENTS
2/7/2013	62910052	11420	816.50	MERCURY INSTRUMENTS
2/7/2013	62910052	11420	6,750.00	MUELLER COMPANY
2/8/2013	62910052	11420	15,085.35	MERCURY INSTRUMENTS
2/11/2013	62910052	11420	39.99	MERCURY INSTRUMENTS
2/11/2013	62910052	11420	57.16	MERCURY INSTRUMENTS
2/13/2013	62910052	11420	31,690.00	MULCARE PIPELINE SOLUTIONS INC
2/20/2013	62910052	11420	3,267.90	MERCURY INSTRUMENTS
2/21/2013	62910052	11420	120.70	MERCURY INSTRUMENTS
2/21/2013	62910052	11420	237.20	MERCURY INSTRUMENTS
3/5/2013	62910052	11420	31,690.00	MULCARE PIPELINE SOLUTIONS INC
3/6/2013	62910052	11420	16,978.50	MERCURY INSTRUMENTS
3/7/2013	62910052	11420	1,880.00	BENTLEY COMPANY P

DATE	BusUnit	Acct	Amount	Explanation
3/15/2013	62910052	11420	31,690.00	MULCARE PIPELINE SOLUTIONS INC
3/25/2013	62910052	11420	31,690.00	MULCARE PIPELINE SOLUTIONS INC
3/26/2013	62910052	11420	31,690.00	MULCARE PIPELINE SOLUTIONS INC
			<u>862,994.80</u>	
11/30/2012	62910052	11443	186,465.46	Company Overheads
2/28/2013	62910052	11443	(270,611.92)	Company Overheads
12/31/2012	62910052	11443	21,517.75	Company Overhead
3/31/2013	62910052	11443	32,089.90	Company Overhead
1/31/2013	62910052	11443	<u>182,222.60</u>	Company Overhead
			<u>151,683.79</u>	
2/28/2013	62910052	11450	93,498.97	Sandy Mutual Aid
2/28/2013	62910052	11450	1,280,000.00	Sandy Mutual Aid
11/30/2012	62910052	11450	26,785.00	GRAY SUPPLY CO
12/15/2012	62910052	11450	20,295.00	GRAY SUPPLY CO
12/15/2012	62910052	11450	19,030.00	GRAY SUPPLY CO
12/15/2012	62910052	11450	18,095.00	GRAY SUPPLY CO
12/31/2012	62910052	11450	20,735.00	GRAY SUPPLY CO
12/31/2012	62910052	11450	21,285.00	GRAY SUPPLY CO
12/31/2012	62910052	11450	18,250.00	GRAY SUPPLY CO
1/15/2013	62910052	11450	15,212.95	J F KIELY CONSTRUCTION CO
1/15/2013	62910052	11450	64,943.84	J F KIELY CONSTRUCTION CO
12/15/2012	62910052	11450	956.54	GRAY SUPPLY CO
1/30/2013	62910052	11450	17.68	GRAY SUPPLY CO
1/30/2013	62910052	11450	18,200.00	GRAY SUPPLY CO
12/15/2012	62910052	11450	20,460.00	GRAY SUPPLY CO
1/15/2013	62910052	11450	18,950.00	GRAY SUPPLY CO
2/15/2013	62910052	11450	6,720.00	J F KIELY CONSTRUCTION CO
2/15/2013	62910052	11450	11,826.33	J F KIELY CONSTRUCTION CO
2/15/2013	62910052	11450	195.13	J F KIELY CONSTRUCTION CO
2/28/2013	62910052	11450	1,385.85	J F KIELY CONSTRUCTION CO
2/28/2013	62910052	11450	11,040.83	J F KIELY CONSTRUCTION CO
1/15/2013	62910052	11450	18,200.00	GRAY SUPPLY CO
1/15/2013	62910052	11450	261.22	GRAY SUPPLY CO
1/15/2013	62910052	11450	4,100.00	GRAY SUPPLY CO
12/15/2012	62910052	11450	23,112.53	J F KIELY CONSTRUCTION CO
12/15/2012	62910052	11450	390.60	GRAY SUPPLY CO
12/15/2012	62910052	11450	16,005.00	GRAY SUPPLY CO
12/31/2012	62910052	11450	1,427.26	GRAY SUPPLY CO
12/31/2012	62910052	11450	195,841.22	J F KIELY CONSTRUCTION CO
12/31/2012	62910052	11450	8,580.00	GRAY SUPPLY CO
12/31/2012	62910052	11450	16,350.00	GRAY SUPPLY CO
12/31/2012	62910052	11450	2,902.38	GRAY SUPPLY CO
12/31/2012	62910052	11450	4,125.00	GRAY SUPPLY CO
1/15/2013	62910052	11450	690.68	J F KIELY CONSTRUCTION CO
1/15/2013	62910052	11450	1,750.00	GRAY SUPPLY CO
12/15/2012	62910052	11450	21,065.00	GRAY SUPPLY CO
2/15/2013	62910052	11450	2,500.00	J F KIELY CONSTRUCTION CO
2/28/2013	62910052	11450	1,000.00	J F KIELY CONSTRUCTION CO
2/15/2013	62910052	11450	208.98	GRAY SUPPLY CO
12/15/2012	62910052	11450	17,545.00	GRAY SUPPLY CO
1/15/2013	62910052	11450	7,550.00	GRAY SUPPLY CO
3/15/2013	62910052	11450	1,044.86	J F KIELY CONSTRUCTION CO
1/30/2013	62910052	11450	17,800.00	GRAY SUPPLY CO
3/30/2013	62910052	11450	(1,398.59)	J F KIELY CONSTRUCTION CO
11/30/2012	62910052	11450	61,425.00	J F KIELY CONSTRUCTION CO
12/15/2012	62910052	11450	19,085.00	GRAY SUPPLY CO
12/15/2012	62910052	11450	19,470.00	GRAY SUPPLY CO
1/15/2013	62910052	11450	4,791.42	J F KIELY CONSTRUCTION CO
1/15/2013	62910052	11450	1,200.00	GRAY SUPPLY CO
1/15/2013	62910052	11450	18,500.00	GRAY SUPPLY CO
1/30/2013	62910052	11450	9,155.89	J F KIELY CONSTRUCTION CO
1/30/2013	62910052	11450	15,750.00	GRAY SUPPLY CO
11/30/2012	62910052	11450	289,244.37	J F KIELY CONSTRUCTION CO
1/30/2013	62910052	11450	15,500.00	GRAY SUPPLY CO
2/15/2013	62910052	11450	436.48	GRAY SUPPLY CO
12/31/2012	62910052	11450	9,405.00	GRAY SUPPLY CO
12/15/2012	62910052	11450	1,978.75	GRAY SUPPLY CO

DATE	BusUnit	Acct	Amount	Explanation
1/30/2013	62910052	11450	14,880.00	J F KIELY CONSTRUCTION CO
3/15/2013	62910052	11450	6,642.31	J F KIELY CONSTRUCTION CO
1/30/2013	62910052	11450	5,600.00	GRAY SUPPLY CO
12/15/2012	62910052	11450	49,252.58	J F KIELY CONSTRUCTION CO
12/15/2012	62910052	11450	20,570.00	GRAY SUPPLY CO
3/30/2013	62910052	11450	(964.25)	J F KIELY CONSTRUCTION CO
			<u>2,610,856.81</u>	
			<u>\$ 9,639,709.77</u>	

EXHIBIT P-2



Kathleen T. Ellis
Chief Operating Officer

December 17, 2012

Tricia Caliguire, Esq., Chief Counsel –
New Jersey Board of Public Utilities
44 S. Clinton Avenue, 9th Floor
P.O. Box 350
Trenton, New Jersey 08625-0350

Dear Ms. Caliguire:

This letter is in response to your December 5, 2012 letter to Laurence M. Downes, Chairman and CEO of New Jersey Resources, regarding Storm-Related Cost Accounting and Insurance Recovery for New Jersey Natural Gas Company (NJNG).

The following information provides NJNG's responses to your questions:

1. Describe how the Company intends to report storm-related costs for GAAP purposes.

NJNG intends to defer incremental operation and maintenance ("O&M") costs related to Superstorm Sandy as a regulatory asset subject to recovery in a future regulatory proceeding. On November 19, 2012, NJNG filed a petition with the New Jersey Board of Public Utilities (BPU), Docket No. GR12111036, requesting deferred accounting authority for storm damage costs related to Superstorm Sandy. That petition specifically requests the authority to defer actually incurred uninsured incremental storm costs that are not otherwise recoverable through currently approved base rates. Such incremental expenses include, but may not be limited to, costs incurred for overtime, contractors, mutual assistance, and other direct expenses resulting from storm-related work including damage assessment through restoration activities. In addition, NJNG incurred capital costs related to installation and/or replacement of mains, services, and meters, as well as dewatering services related to mains and trenching, project design, permit costs and traffic control as we executed our plan to safely restore our system to provide service to customers.



Page 2

New Jersey Board of Public Utilities

2. Describe how the Company intends to report storm-related costs for regulatory purposes.

NJNG intends to report storm-related costs for regulatory purposes in a manner consistent with GAAP. The GAAP reporting for NJNG includes publically reported financial and accounting information provided to the Securities and Exchange Commission both on a quarterly and annual basis. That reporting will include deferred accounting treatment for incremental O&M costs related to Superstorm Sandy.

3. Provide, for each cost identified, information as to the eligibility for, and probability of cost recovery from insurance, any governmental program or any other third party.

NJNG maintains insurance coverage for certain utility property and for general liability purposes associated with its business operations. NJNG's property insurance covers above-ground property such as office buildings, regulator stations and equipment, LNG plant facilities and buildings, warehouses, and radio equipment and towers. NJNG intends to seek recovery through its insurance carriers for such affected items. Regarding eligibility for recovery through government channels, attached is a short analysis of NJNG's assessment of the Robert T. Stafford Disaster Relief and Emergency Assistance Act ("Stafford Act") that authorizes the FEMA disaster relief program, as well as other forms of potential government support. We are currently investigating whether additional avenues for financial support exist, such as Community Development block grants administered through the United States Department of Housing and Urban Development.

4. Describe the costs and ratemaking treatment for those expenditures for which the Company is requesting deferred accounting.

NJNG intends to defer incremental O&M costs as a regulatory asset subject to recovery in a future proceeding. The review of and the appropriate amortization period for such deferred expenses will be addressed in the Company's next base rate case.

Page 3

New Jersey Board of Public Utilities

5. Describe the tax treatment expected for each storm-related cost.

NJNG anticipates recognizing storm-related O&M costs as a tax deduction in the year the cost is incurred. For capital-related costs incurred, NJNG will record the capital cost as a tax asset subject to certain tax depreciation methods, as approved by the Internal Revenue Service. As a result of the timing differences between tax and GAAP, NJNG will record corresponding deferred income tax expense and accumulated deferred income tax liabilities. Attached is NJNG's estimate, as of December 14, 2012, of storm-related capital and O&M costs, which range between \$50.9 million and \$76.3 million.

If you have any questions or require additional storm-related information, I can be reached at (732) 938-1488.

Sincerely,

A handwritten signature in black ink that reads "Kathleen T. Ellis". The signature is written in a cursive style with a large initial "K".

Kathleen T. Ellis

NJNG Executive Vice President and
Chief Operating Officer

Enclosure

*New Jersey Natural Gas
Ability to Secure Federal Funding—Hurricane Sandy*

The Robert T. Stafford Disaster Relief and Emergency Assistance Act (“Stafford Act” or “Act”), 42 U.S.C. § 5121 *et seq.*, “authorizes the President to issue major disaster, emergency, and fire management declarations, which in turn enable federal agencies to provide assistance to state and local governments overwhelmed by catastrophes.” On the face of the statute, it does not appear that NJNG qualifies for funding through public assistance grants pursuant to the Stafford Act. The Act expressly covers “private nonprofit” facilities, and NJNG’s status as a for-profit entity would appear to be a disqualifier. However, despite its apparent ineligibility under the plain language of the Stafford Act, there may be certain instances where federal disaster relief may be awarded to NJNG despite its status as a for-profit entity.

The following points should be considered in support of an argument that NJNG should be considered an eligible applicant:

- 1) NJNG provides a "critical service" that is financially regulated by the NJ BPU. NJNG’s level of profit is strictly controlled so as to not exceed an amount that is required to provide its critical service to customers. Essentially, NJNG’s profits are no different than any other cost incurred to provide service to customers.
- 2) Natural gas was not included in the enabling legislation since the majority of storm related natural disasters do not impact the delivery of natural gas. The prompt restoration of natural gas used for home heating is directly linked with survival during cold weather.
- 3) The oversight and financial regulation of NJNG by the NJ BPU establishes a de facto definition of a public funding mechanism.

In addition NJNG’s legal research has determined that in at least two instances since 1998, Congress has appropriated funds to help private corporations deemed to be particularly affected after disasters—when utility companies’ electricity lines were damaged in 1998 ice storms in Maine, and when other companies lost infrastructure in the terrorist attacks of 2001 in New York City. In a third case involving a Texas Medical Center flooded by Tropical Storm Allison—a private, for-profit entity ineligible for traditional federal assistance—funds were made available through a special designation under the Stafford definition.

These cases and the special circumstances of a regulated utility discussed above illustrate that although the Stafford Act does not expressly provide grant assistance to private, for-profit entities, federal funding should be strongly considered. Accordingly, NJNG has potential to secure federal disaster relief via a public policy effort directed at (1) omnibus Congressional appropriations granting specific funding or special designation as Stafford Act qualified or (2) an amendment expanding the coverage of the Stafford Act to for-profit utilities and other such entities that oversee critical public services.

EXHIBIT P-3



Agenda Date: 05/29/13
Agenda Item: 2A

STATE OF NEW JERSEY
Board of Public Utilities
44 South Clinton Avenue, 9th Floor
Post Office Box 350
Trenton, New Jersey 08625-0350
www.nj.gov/bpu/

ENERGY

IN THE MATTER OF NEW JERSEY NATURAL GAS)
COMPANY'S REQUEST FOR DEFERRAL) ORDER APPROVING
ACCOUNTING AUTHORITY FOR STORM DAMAGE) DEFERRED ACCOUNTING
RESTORATION COSTS RELATED TO HURRICANE)
SANDY) DOCKET NO. GR12111036

Parties of Record:

Tracey Thayer, Esq., on behalf of Petitioner, New Jersey Natural Gas Company
Stefanie A. Brand, Esq., Director, Division of Rate Counsel

BY THE BOARD:

BACKGROUND AND PROCEDURAL HISTORY

On November 19, 2012, New Jersey Natural Gas Company¹ ("NJNG" or "the Company"), a public utility of the State of New Jersey, subject to the jurisdiction of the New Jersey Board of Public Utilities ("BPU" or "Board"), filed a petition, pursuant to N.J.S.A. 48:2-21, N.J.S.A. 48:2-21.1 and N.J.S.A. 48:2-23, seeking authorization for deferred accounting treatment of actually incurred uninsured incremental storm costs associated with Superstorm Sandy that are not otherwise recovered through the Company's currently approved base rates². The Company proposed that the appropriate amortization period for such deferred costs be addressed in its next base rate case³.

¹ New Jersey Natural Gas Company serves approximately 500,000 customers, as of March 31, 2013, within Monmouth and Ocean Counties and in certain portions of Burlington, Middlesex, and Morris Counties.

² NJNG's current base rates became effective on October 3, 2008 (In the Matter of the Petition of New Jersey Natural Gas Company For Approval of an Increase in Gas Rates, Docket No. GR07110889, October 3, 2008).

³ A base rate case shall be filed no later than November 15, 2015 per the October 23, 2012 Board approval of the Stipulation in Docket No. GO12030255 (In the Matter of the Petition of New Jersey Natural Gas Company for Approval of the Safety Acceleration and Facility Enhancement Program Pursuant to N.J.S.A. 48:2-23, and for Approval of the Associated Recovery Mechanism Pursuant to N.J.S.A. 48:2-21 and N.J.S.A. 2-21.1).

In its petition, NJNG asserted that the storm related incremental expenses that the Company seeks to defer are actual, were prudently incurred, and were associated with the impact of Superstorm Sandy on NJNG's natural gas distribution system. The costs that the Company seeks to defer include overtime, contractor costs, mutual assistance from other utilities, and other related expenses that the Company claims were directly resulting from damage and restoration costs associated with recovery from Superstorm Sandy in the NJNG service territory. The Company further stated that no ongoing, routine, non-emergency costs will be included in the requested deferred accounts established for costs associated with Superstorm Sandy storm damages.⁴

DISCUSSION AND FINDING

The Board has initiated a generic proceeding⁵ to evaluate the prudence of extraordinary, storm-related costs incurred by all of New Jersey's regulated utilities as a result of the major storm events⁶ New Jersey experienced in 2011 and 2012, thereby satisfying the Board's concern that delayed review of extraordinary costs be avoided. In this proceeding, the Board will evaluate and review the prudence of the Major Storm Event costs that the utilities seek to recover from their ratepayers.

After reviewing the petition, the Board **FINDS** that the Company's request to defer these costs on its books and records is reasonable, in the public interest, and in accordance with the law. The Board **HEREBY AUTHORIZES** NJNG to defer on its books, for accounting purposes only and without interest, actually incurred prudent, incremental storm costs not otherwise recoverable through base rates or insurance subject to the conditions described below.

As determined in the March 20 Order, the prudence of the deferred incremental and uninsured Superstorm Sandy related expenses will be reviewed in the generic storm proceeding described above. Therefore, the Board **HEREBY ORDERS** that, as a condition for approval of the right to currently defer unreimbursed storm related costs on its books and records for accounting purposes only and without interest, NJNG shall cooperate with staff as the Board reviews the prudence of storm-related costs in the above referenced generic proceeding, and shall provide requested information including, but not limited to the following by July 1, 2013:

- 1) An estimate of the total of actually incurred unreimbursed, uninsured, incremental storm restoration costs;
- 2) For each cost identified, information as to the eligibility for, and probability of cost recovery from insurance, any governmental program or any other third party;
- 3) The costs and ratemaking treatment for those costs for which the Company continues to request deferred accounting;
- 4) The tax treatment expected for each storm-related cost; and

⁴ While this matter was discussed at the Board's April 29, 2013, agenda meeting, review of the transcript indicated that the Board did not vote on this matter. It was therefore rescheduled for the May 29, 2013 agenda.

⁵ In the Matter of the Board's Establishment of a Generic Proceeding to Review the Prudence of Costs Incurred by New Jersey Utility Companies in Response to Major Storm Events in 2011 and 2012; BPU Docket No. AX13030196 (Order dated March 20, 2013).

⁶ The major storm events ("Major Storm Events") include the following: Hurricane Irene - made landfall at Little Egg Inlet in New Jersey on August 28, 2011; Snowstorm - Northern New Jersey on October 29, 2011; Derecho Wind Storm - Southern New Jersey on June 30 2012; Superstorm Sandy - made landfall near Atlantic City, New Jersey on October 29, 2012, and Nor'easter - November 7, 2012.


- 5) How the Company intends to report storm related costs for GAAP (Generally Accepted Accounting Principles) purposes.


This Order shall not affect nor in any way limit the exercise of the authority of this Board or of this State in any future petition or in any proceedings with respect to rates, franchises, service, financing, accounting, capitalization, depreciation, or in any other matters affecting NJNG.

This Order shall be effective on the date this Order is served as required by N.J.S.A. 48:2-40.

DATED: 5/29/13

BOARD OF PUBLIC UTILITIES
BY:


ROBERT M. HANNA
PRESIDENT



JEANNE M. FOX
COMMISSIONER


JOSEPH L. FIORDALISO
COMMISSIONER


MARY-ANNA HOLDEN
COMMISSIONER

ATTEST: 
KRISTI IZZO
SECRETARY

I HEREBY CERTIFY that the within document is a true copy of the original in the files of the Board of Public Utilities



IN THE MATTER OF NEW JERSEY NATURAL GAS COMPANY'S REQUEST FOR
DEFERRAL ACCOUNTING AUTHORITY FOR STORM DAMAGE RESTORATION COSTS
RELATED TO HURRICANE SANDY - BPU DOCKET NO. GR12111036
SERVICE LIST

Paul Flanagan, Esq.
Division of Rate Counsel
140 East Front Street, 4th Floor
Post Office Box 0003
Trenton, NJ 08625
pflanagan@rpa.state.nj.us

Alex Moreau, DAG
Department of Law & Public Safety
124 Halsey Street
P.O. Box 45029
Newark, NJ 07101
alex.moreau@lps.state.nj.us

Veronica Beke, DAG
Department of Law & Public Safety
124 Halsey Street
P.O. Box 45029
Newark, NJ 07101
veronica.beke@lps.state.nj.us

Felicia Thomas-Friel, Esq.
Division of Rate Counsel
140 East Front Street, 4th Floor
Post Office Box 0003
Trenton, NJ 08625
fthomas@rpa.state.nj.us

Robert Schultheis
Board of Public Utilities
44 South Clinton Avenue, 9th Floor
P.O. Box 350
Trenton, NJ 08625
robert.schultheis@bpu.state.nj.us

Sarah Steindel, Esq.
Division of Rate Counsel
140 East Front Street, 4th Floor
Post Office Box 0003
Trenton, NJ 08625
ssteinde@rpa.state.nj.us

Jerome May, Director
Energy Division
Board of Public Utilities
44 South Clinton Avenue, 9th Floor
P.O. Box 350
Trenton, New Jersey 08625-0350
jerome.may@bpu.state.nj.us

Tracey Thayer, Esq.
New Jersey Natural Gas Company
1415 Wyckoff Road
P.O. Box 1464
Wall, NJ 07719
tthayer@njng.com

Babette Tenzer, DAG
Department of Law & Public Safety
124 Halsey Street
P.O. Box 45029
Newark, NJ 07101
babette.tenzer@lps.state.nj.us

Stefanie Brand, Esq., Director
Division of Rate Counsel
140 East Front Street, 4th Floor
Post Office Box 003
Trenton, NJ 08625
sbrand@rpa.state.nj.us

EXHIBIT P-4

Hurricane Sandy Resource Center

- Demolishing or Raising Your Post-Sandy Home
- Important Service Restoration Details for Seaside Peninsula
- Important Service Restoration Details for Long Beach Island
- Community Resources
- How You Can Help
- FAQs English
- FAQs Español
- Archived Daily and Weekly Updates

Company Policy

- Call Before You Dig
- If You Smell Gas
- Carbon Monoxide
- Gas Meter Safety
- Appliance Safety
- Outdoor Grilling
- Employee Safety

Important
Service Restoration Details for Seaside Peninsula

Important
Service Restoration Details for Long Beach Island

In the face of the devastation caused by Superstorm Sandy, NJNG has shown we are up to the challenge.

[Click here for video](#)

IMPORTANT INFORMATION ON SANDY-RELATED REPAIRS, DEMOLITIONS AND HOUSE RAISINGS

Please be advised that in the most heavily damaged areas of the coast, NJNG is continuing the process of restoring natural gas service to homes affected by Superstorm Sandy. If you anticipate immediately occupying your home, please contact NJNG at **800-221-0051** to make the necessary arrangements to get your natural gas service turned back on from the street to your meter. Please plan to provide us with two to six weeks lead time, which is how long the process will take.

If you are raising, demolishing or repairing your house and DO NOT require natural gas service at this time, please contact NJNG at **800-221-0051** so that the natural gas service to your home is not restored. In order to demolish or elevate your home, the natural gas service MUST BE retired to ensure the safety of the workers and the community. Please click here for additional information.

As New Jersey residents continue on the path to recovery after Hurricane Sandy, we want to ensure the safety and well-being of our customers. NJNG is working hard to provide important information and resources to those who have experienced or continue to experience the devastating effects of Hurricane Sandy. To that end, we have compiled a list of community resources that offer support and assistance to those

start | Internet | 100% | 9:52 AM



Daily Update on Service Restoration

Date: November 16, 2012

Media Contact:
Michael Kinney
732-938-1031
mkinney@njresources.com

NEW JERSEY NATURAL GAS COMPLETES SEASIDE RESTORATION PLAN

New Jersey Natural Gas today provided the following assessment and restoration updates for the damaged portions of its system:

Bay Head to Seaside

We have cleared 38 percent of the anomalies that must be addressed before we can begin to re-introduce natural gas into our mains from Bay Head to Seaside.

We expect to clear all of these anomalies between now and December 3. On that date, we plan to begin re-pressurizing our system just south of the Mantoloking Bridge, at our regulator station. Barring unforeseen conditions that delay our work, we anticipate restoring natural gas service by the end of December to all of our customers whose homes have not sustained such major damage that we cannot safely restore their service.

As we are doing on Long Beach Island, we will re-introduce natural gas into our system one section at a time. From Bay Head to Seaside, there are seven sections. We estimate that re-pressurization for each of these sections will take one to two days. As soon as our crews complete re-pressurization in each section, a second team will begin meter work in that section.

It is essential to note that in some areas that sustained the most extensive damage, it may be necessary to cap our main at those side streets until they can be made ready for natural gas service.

Once a meter has been re-established and you see a tag on the customer gas valve just past your meter, your home's natural gas service may be turned on by your qualified technician-- but only after electricity has been restored, you have safely returned to your home, and your qualified technician has determined that your natural gas equipment is safe to operate.

Scheduling and updates will be available every day at www.njng.com.

This afternoon, we shared with the mayors of these affected communities our re-pressurization and service restoration plans.

Monmouth County

On First Avenue in Manasquan, municipal crews have so far managed to clear enough debris for our crews to replace 200 feet of the main that must be replaced in this area. Altogether, we have

so far replaced 900 feet of our main in Manasquan. We continue to work immediately behind the municipal crews, and have made natural gas available to 27 of our affected customers' meters.

We are finalizing our re-pressurization plans for Clifford Way and Bayshore Avenue in Laurence Harbor.

Ocean County Mainland

Natural gas is now available to 6,026 of our affected customers' meters, with 1,814 turned back on.

Long Beach Island

Natural gas is now available to 3,708 of our customers' meters.

Today, we are re-introducing natural gas into the sixth section of our main on Long Beach Island, from Holly Drive to the northern tip of the island. We expect to move onto the seventh section tomorrow, from 49th Street in Brant Beach south to 85th Street.

Meters are now being rebuilt in the sections where natural gas has been reintroduced. Once a meter has been re-established and you see a tag on the customer gas valve just past your meter, your home's natural gas service may be turned on by your qualified technician-- but only after electricity has been restored, you have safely returned to your home, and your qualified technician has determined that your natural gas equipment is safe to operate.

Scheduling, details and updates on our LBI restoration work are available at www.njng.com/safety/hurricane-sandy-updates/lbi-service-restoration.asp.

With natural gas now restored to some affected areas and property clean-up underway, please remember that at least three business days prior to outdoor construction or digging, contractors and property owners – whoever is excavating – must call New Jersey One Call at 811 or 800-272-1000 and take the following steps:

- Wait for the site to be marked with paint, flags or stakes. Yellow indicates the presence of underground natural gas lines.
- Respect the marks and dig with care.
- Hand dig only (no mechanized equipment) within two feet of buried piping and facilities.
- Be mindful that inclement weather may wash away the painted markings.

Federal, New Jersey and local safety codes prohibit tampering with natural gas meters and service lines. Even if natural gas service has not yet been restored to your area, this could significantly hamper efforts to restore service.

If you smell an odor of natural gas, leave the building immediately. Do not light matches, touch electrical switches or appliances, or use your telephone. From a safe location, customers should notify us of all gas leaks immediately at 1-800-GAS-LEAK.

For additional information, visit our Hurricane Sandy Resource Center at www.njng.com.



Safety is **Priority 1**

Tomorrow, Saturday, November 17, New Jersey Natural Gas will be working on our service restoration plan for Long Beach Island in the section of the island from 49th Street to 85th Street. (See map on page 2)

Please note that police will have this section of the island blocked off to pedestrian and vehicle traffic on Saturday, so that we may safely complete this complex operation.

Our work will take place in three phases: first, a team will re-introduce natural gas into the main, one section of the island at a time. This is the work that is being conducted on Saturday.

As your section of the island is completed, a second team will begin to repair and replace the meter sets within your section. When this work is completed, a home or business will have natural gas up to its meter. At this point, if a home or business has electricity and is habitable and occupied, then you may have your own qualified technician determine that your natural gas system and equipment are safe for use, and turn on your natural gas service.

We estimate that this meter work should tentatively be completed by Wednesday, November 21, but you should check back on this site for updates.

We are advising customers as follows:

- *As a property owner, you are responsible for maintaining all gas lines on your side of the meter.*
- *You need to have a qualified technician inspect all your gas lines for proper operation and leaks.*
- *Any furnaces, boilers or other appliances exposed to flooding or other storm-related damage must be serviced and determined to be safe for use by qualified technicians.*
- *Once a qualified technician has determined that your gas system and equipment are safe for use, the technician should connect your gas line to the gas valve.*
- *Once the qualified technician establishes the piping connection and determines that it is safe for use, the gas valve can be turned to the on position.*
- *There will be a tag on the valve, which must be signed and dated by both the resident and the technician, and then returned to the municipal code official.*

**THIS SCHEDULE IS TENTATIVE.
PLEASE CHECK THIS PAGE FREQUENTLY FOR UPDATES.**

Sections of Long Beach Island where we have re-introduced natural gas and are now repairing and replacing meter sets:

Section of LBI:	Natural gas re-introduced on:	Estimated completion of meters:
Sherwood Way to James Street	Tuesday, November 13	Saturday, November 17
East Bergen Ave to East 86th Street	Wednesday, November 14	Sunday, November 18
West Seashell Lane to Holly Drive	Thursday, November 15	Monday, November 19
Holly Drive to the northern tip of LBI	Friday, November 16	Tuesday, November 20

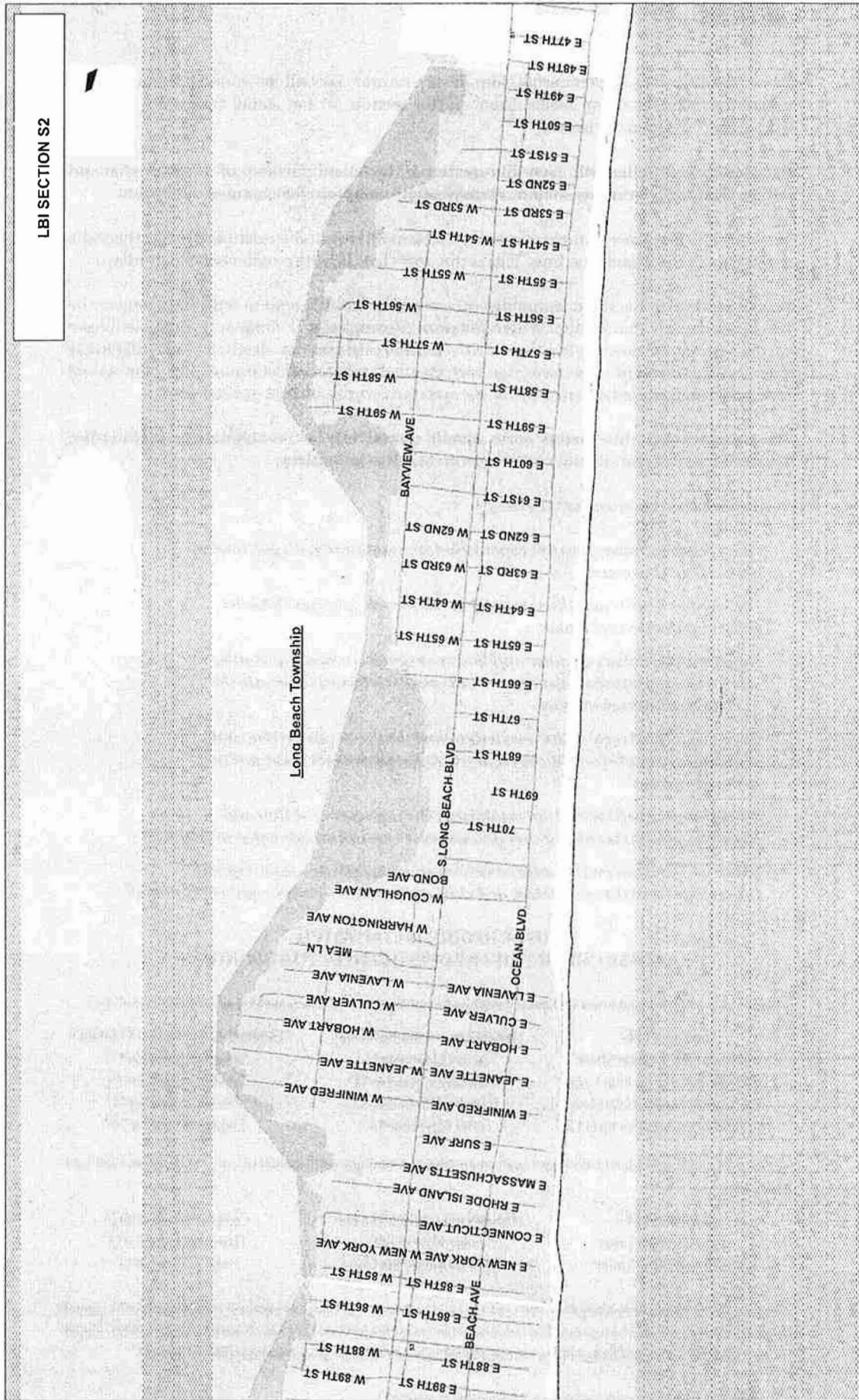
Sections of Long Beach Island where we have re-introduced natural gas and completed our meter replacement and repair work:

Section of LBI:	Natural gas re-introduced on:	Completion of meters:
7th street to 25th Street	Sunday, November 11	Thursday, November 15
8th Street to 48th Street	Monday, November 12	Friday, November 16

Once a meter has been re-established and you see a tag on the customer gas valve just past your meter, your home's natural gas service may be turned on by your qualified technician-- but only after electricity has been restored, you have safely returned to your home, and your qualified technician has determined that your natural gas equipment is safe to operate.

This schedule is tentative--please check back frequently for updates.

LBI SECTION S2



Tomorrow, Wednesday, November 14, New Jersey Natural Gas will be working on our service restoration plan for Long Beach Island in the section of the island from Bergen Avenue to 86th Street. (See map on page 2)

Please note that police will have this section of the island blocked off to pedestrian and vehicle traffic on Wednesday, so that we may safely complete this complex operation.

Our work will take place in three phases: first, a team will re-introduce natural gas into the main, one section of the island at a time. This is the work that is being conducted on Wednesday.

As your section of the island is completed, a second team will begin to repair and replace the meter sets within your section. When this work is completed, a home or business will have natural gas up to its meter. At this point, if a home or business has electricity and is habitable and occupied, then you may have your own qualified technician determine that your natural gas system and equipment are safe for use, and turn on your natural gas service.

We estimate that this meter work should tentatively be completed by Sunday, November 18, but you should check back on this site for updates.

We are advising customers as follows:

- *As a property owner, you are responsible for maintaining all gas lines on your side of the meter.*
- *You need to have a qualified technician inspect all your gas lines for proper operation and leaks.*
- *Any furnaces, boilers or other appliances exposed to flooding or other storm-related damage must be serviced and determined to be safe for use by qualified technicians.*
- *Once a qualified technician has determined that your gas system and equipment are safe for use, the technician should connect your gas line to the gas valve.*
- *Once the qualified technician establishes the piping connection and determines that it is safe for use, the gas valve can be turned to the on position.*
- *There will be a tag on the valve, which must be signed and dated by both the resident and the technician, and then returned to the municipal code official.*

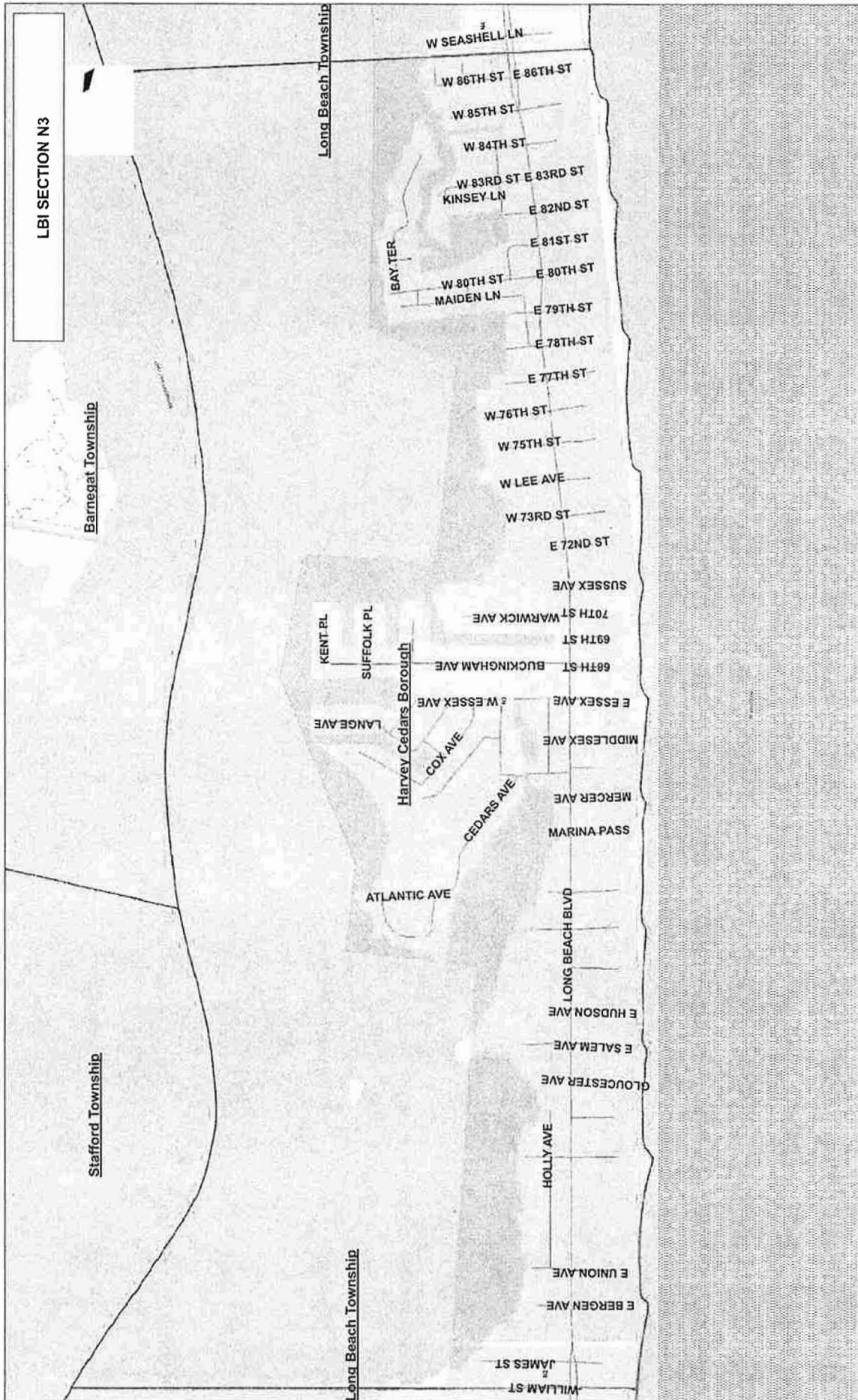
**THIS SCHEDULE IS TENTATIVE.
PLEASE CHECK THIS PAGE FREQUENTLY FOR UPDATES.**

Sections of Long Beach Island where we have re-introduced natural gas and are now repairing and replacing meter sets:

Section of LBI:	Natural gas re-introduced on:	Estimated completion of meters:
7th Street to 25th Street	Sunday, November 11	Thursday, November 15
8th Street to 48th Street	Monday, November 12	Friday, November 16
Sherwood Way to James Street	Tuesday, November 13	Saturday, November 17

Once a meter has been re-established and you see a tag on the customer gas valve just past your meter, your home's natural gas service may be turned on by your qualified technician-- but only after electricity has been restored, you have safely returned to your home, and your qualified technician has determined that your natural gas equipment is safe to operate.

This schedule is tentative--please check back frequently for updates.



NOTICE:

Natural gas service is active on the line to this valve and New Jersey Natural Gas Company has pressure-tested the line. Before opening this valve, you must properly test and inspect the piping beyond the valve as well as any natural gas equipment. You may also need to have approval by your local code official. Once inspection is complete and any and all necessary approvals are obtained, natural gas service may be safely initiated by a qualified individual, such as a licensed plumber or HVAC contractor, without contacting New Jersey Natural Gas Company.

**THIS TAG MUST BE SIGNED
AND RETURNED TO YOUR
LOCAL CODE OFFICIAL.**

Resident/Owner Address

Resident/Owner signature

Date

*Name and signature of qualified technician
initiating natural gas service*

Date

**Any questions?
Please call 800-221-0051.**



Hurricane Sandy Communications
New Jersey Natural Gas
Current as of November 7, 2012

Detailed below are the reporters and news organizations that NJNG have kept in constant communication since last Friday, October, 26, 2012. Following that are all of the messages NJNG has distributed to the media, on our web site, and through social media. Finally, a summary of all public official outreach to date is provided.

This document will be regularly updated.

1. Media Distribution

We use the following media distribution list for all of our releases, which we have built and maintain based on our daily interaction with the reporters who cover us and our communities. In addition, we are providing our releases to Howard Price of ABC, Sarah Netter of ABC, Stephanie Kotuby of CNN, Randi Kaye of CNN, James Osborne of Philadelphia Inquirer, Brian Thompson of WNBC, Seth Augenstein of the Star Ledger, Jeanine Prezioso of Reuters, Jim Brumm of MS—and growing as more reporters inquire.

Abby Kanter	New Jersey Jewish News	akanter@njewishnews.com
Al Brooks	The Breeze News Director	news@breezeradio.com
Allan Dean	Atlantic Highlands Publisher	editor@ahherald.com
Alli Mechanic	Freehold Patch	alli.mecahanic@patch.com
	Berkeley Times	berkeleytimes@comcast.net
	Brick Times	bricktimes@comcast.net
Cecilia Reynolds	Nosotros	Editor@periodiconosotros.com
Christina Johnson	Holmdel Patch	christina.johnson@patch.com
Colleen Platt	Barneгат/Sthrn County Patch	colleen.platt@patch.com
Daniel Nee	Brick Patch	daniel.nee@patch.com

Dave Carmody	Asbury Park Press	dcarmody@app.com
David Willis	Asbury Park Press	dwillis@app.com
Denis Di Stephan	Point Pleasant Patch	denise.distephan@ptach.com
Douglas Paviluk	The Coast Star, Wall	editor@starnewsgroup.com
Douglas Clancy	North Jersey.com	newsroom@northjersey.com
Drew Bernier	Record, Editor	cnews@ingnews.com
Edward Van Embden	Red Bank-Shrewsbury Patch	edward.vanembden@patch.com
Elaine Pianiat	Lacey Patch	elaine.pianiat@patch.com
Elaine Van Develde	Fairhaven-Rumson Patch	elaine.vandevelde@patch.com
Ellen Carol	The Coaster, Editor	editor@thecoaster.net
Gloria Stravelli	The Hub, Independent	hubeditor@gmnews.com
Heidi Thompson	Jersey Shore Style	heidit@jerseyshorestyle.com
	Howell Times	howelltimes@comcast.net
	Jackson Times	jacksontimes@comcast.net
Jamie Biesiada	Coast Star - Wall Reporter	jbiesiada@thecoaststar.com
Jay Mann	The Sand Paper	jaymann@thesandpaper.net
	Greater Media News	examiner@gmnews.com
	Times-Beacon	jacchioli@app.com
Katie Eder	NJBiz	katiee@njbiz.com
Tom Mingle	Town Square Media	
Tom Mongelli	WOBM	
Dell Allen	FIOS-1	
	Two River Times	

2. Messages and Updates Distributed Through the Media, Web Site and Social Media

Facebook Update of October 26, 2012

Current forecasts predict that Hurricane Sandy will bring tropical storm force winds to New Jersey in the coming days. Customers can follow us on FB for up-to-date information throughout the storm -- relative to NJNG service. We may not be able to respond to individual requests during that time.

Please take necessary precautions to stay safe.

Public Statement of October 26, 2012 at 4 pm

NEW JERSEY NATURAL GAS ENCOURAGES CUSTOMERS TO BE PREPARED FOR HURRICANE SANDY Natural Gas Safety Advisory

Wall, NJ – New Jersey Natural Gas (NJNG) reminds customers to stay safe during hazardous weather conditions. Current forecasts predict Hurricane Sandy will bring tropical storm force winds to New Jersey on Monday and Tuesday, with the potential for flooding and power outages. NJNG crews are on standby to respond to any natural gas emergencies.

NJNG advises customers to leave their natural gas service on, even in the event of an evacuation. Customers should not attempt to turn natural gas service off at their meters. Natural gas is distributed through underground pipelines, so natural gas service should operate uninterrupted during the storm. After severe weather, if there is a problem with your natural gas service, immediately report it by calling NJNG's 24-hour emergency response line at 800-GAS-LEAK (427-5325).

“The safety of our customers is our main priority. We regularly inspect and maintain our system to ensure its reliability and safety,” said Kathleen T. Ellis, executive vice president and chief operating officer of New Jersey Natural Gas. The safest action customers can take is to follow all guidelines from state and local emergency management officials. “While we do not anticipate service interruptions, our crews are ready to handle any situations that may arise as a result of Hurricane Sandy.”

- If you smell natural gas, leave the premises immediately and call **800-GAS-LEAK (800-427-5325) from a safe location. DO NOT** use a lighter, telephone, switch on/off

appliances, lights or even a flashlight on the premises where you smell natural gas as they can create a spark.

A natural gas leak can be detected by the smell, sight or sound.

SMELL – Since natural gas is colorless and has no scent, a strong odorant is added that smells like rotten eggs to help you detect possible leaks.

SIGHT – Look for dirt blowing in the air, bubbles in standing water or discolored or dead vegetation around the pipeline area.

SOUND – Listen for an unusual noise like roaring, hissing or whistling.

- **DO NOT** attempt to turn off your natural gas at the meter. The valve should be turned on or off by emergency utility personnel only.
- **DO NOT** extinguish or re-ignite a pilot light on your appliances. In the event a pilot light goes out, call a qualified plumber, contractor or NJNG for a safety inspection.
- Should water get into your heating system and/or water heater due to flooding, or if your natural gas meter is damaged by fallen debris or under water, call our 24-hour response line at 800-GAS-LEAK (427-5325).
- In the event of an evacuation, follow the emergency management’s official instructions. **DO NOT** turn off the natural gas service to your home or business. NJNG will work closely with emergency management officials to address any situation regarding natural gas service. If your meter has been turned off by an NJNG technician or your service interrupted during the storm, please call NJNG to reconnect your service. Do not try to turn it back on. Only a licensed service technician may perform the task.

“We want our customers to remain safe during the impending storm and encourage them to take the necessary natural gas safety precautions and heed the advice of local and state emergency personnel,” stressed Ellis.

For the latest information throughout the storm, relative to NJNG service, follow us at Facebook/NewJerseyNaturalGas.

Facebook Update of October 26, 2012

NJNG is currently monitoring weather forecasts. In the event of a storm, we ask that you take the time to follow some basic natural gas safety precautions. (Click here for a natural gas safety advisory.)<http://www.njresources.com/news/releases/2012/njng/13-07TropicalStormPreparation1.asp>

Remember, we will continue to post updates re: NJNG service throughout the storm. Enjoy the weekend.

Facebook Update of October 29, 2012

We know that some of you have received conflicting advice, but please be assured that NJNG has the ability to turn natural gas on and off as needed. If you are leaving your home, we kindly request that you refrain from turning off your natural gas service. Please leave it to our professionals.

Customers can follow us on FB for up-to-date information throughout the storm -- relative to NJNG service. Please note we may not be able to respond to individual requests during this time.

Stay safe everyone!

Facebook Update of October 30, 2012

To aid in the critical life-sustaining mission of the American Red Cross, NJNG has agreed to match up to \$25,000 in contributions to the American Red Cross Jersey Shore Chapter to provide support to residents most affected by the hurricane.

There's no telling what kind of devastation communities will face in Sandy's aftermath. How much help provided in the coming days will be determined in part by all our generosity. Now's the time for us to pull together. Make a donation today to the American Red Cross Jersey Shore Chapter and we'll match your donations – dollar-for-dollar – up to \$25,000.

Thanks for helping us help those most affected by the hurricane.

Public Statement of October 30, 2012 at 2:30 pm (released to the media, posted on NJNG web site and social media)

NEW JERSEY NATURAL GAS RESPONDS TO DAMAGE FROM HURRICANE SANDY

Wall, NJ – New Jersey Natural Gas (NJNG) crews are working around the clock to respond to emergency calls resulting from hurricane damage throughout Monmouth, Ocean and Morris counties.

Flooding has prevented crews from accessing some coastal areas of NJNG's service territory. As waters recede, NJNG expects to be able to reach more homes and businesses.

NJNG advises customers to leave on their natural gas service if they evacuate. Customers should not attempt to turn natural gas service off at their meters.

Please report natural gas emergencies only by calling NJNG's 24-hour emergency response line at 800-GAS-LEAK (427-5325).

** NJNG essential employees only should report to work on Wednesday, October 31. All other employees should stay home.

Customers should also be reminded of the following important safety information:

If you smell natural gas, leave the premises immediately and call 800-GAS-LEAK (800-427-5325) from a safe location. DO NOT use a lighter, telephone, switch on/off appliances, lights or even a flashlight on the premises where you smell natural gas as they can create a spark.

A natural gas leak can be detected by the smell, sight or sound.

SMELL – Since natural gas is colorless and has no scent, a strong odorant is added that smells like rotten eggs to help you detect possible leaks.

SIGHT – Look for dirt blowing in the air, bubbles in standing water or discolored or dead vegetation around the pipeline area.

SOUND – Listen for an unusual noise like roaring, hissing or whistling.

DO NOT attempt to turn off your natural gas at the meter. The valve should be turned on or off by emergency utility personnel only.

DO NOT extinguish or re-ignite a pilot light on your appliances. In the event a pilot light goes out, call a qualified plumber, contractor or NJNG for a safety inspection.

Should water get into your heating system and/or water heater due to flooding, or if your natural gas meter is damaged by fallen debris or under water, call our 24-hour response line at 800-GAS-LEAK (427-5325).

In the event of an evacuation, follow the emergency management's official instructions. DO NOT turn off the natural gas service to your home or business. NJNG will work closely with emergency management officials to address any situation regarding natural gas service. If your meter has been turned off by an NJNG technician or your service interrupted during the storm, please call NJNG to reconnect your service. Do not try to turn it back on. Only a licensed service technician may perform the task.

For the latest information throughout the storm, relative to NJNG service, follow us at Facebook/NewJerseyNaturalGas.

Facebook Update of October 31, 2012 at 5 pm

Attn: All NJNG Employees

Tomorrow (Thursday, November 1) ... only those employees who have been deemed essential should report for work; all other employees should stay home. If you are uncertain about this designation, please check with your supervisor.

Tomorrow is a jean day.

During this period, please use remote access to our computer systems for business critical functions only.

For updates, please check the web site, Facebook or the employee information phone line.

Facebook Update of October 31, 2012 at 5:30 pm

Because of flooding and bridge damage, we were only able to get access to Mantaloking at noon today.

We are making steady progress in identifying and making natural gas leaks safe.

And we will continue to work nonstop until every leak has been identified and made safe.

There is no imminent danger to life or property at this point.

Facebook Update of November 1, 2012 at 11 am

We have more than 400 personnel on the ground, plus mutual aid crews from Washington Gas Light, Columbia, Unitel, New England Gas and Delmarva, that are addressing each of the leaks. It is important that leaks be called in to 1-800-GAS-LEAK as they are discovered. We have responded to over 1,300 calls over the past three days and have made each safe.

Public Statement of November 1, 2012 at 1:15 pm (released to the media, posted on NJNG web site and social media)

New Jersey Natural Gas (NJNG) is shutting off the natural gas infrastructure that serves the hurricane-damaged barrier islands south of Johnson Street in Bay Head to Seaside Park, as well as Long Beach Island.

Approximately 28,000 customers will be impacted. ACE reports that electricity will be restored to LBI once the natural gas system is shut down.

NJNG said it will take a couple of hours to shut the valves off, and a few additional hours to vent the system. Customers may smell a gas odor, depending on the wind, during this process.

NJNG has more than 400 personnel on the ground, plus mutual aid crews from Washington Gas Light, Columbia, Unitel, New England Gas and Delmarva, that are addressing each of the leaks. Additional mutual aid crews from PSE&G, South Jersey Gas and UGI are on their way.

We have responded to over 1,300 leak reports over the past three days and have made each safe.

The last flare-up that was reported in the Curtis Point or Mantaloking section of Brick Township was made safe at 4:30 this morning.

“Our crews did everything we could to save the system,” said Chief Operating Officer Kathleen T. Ellis. “We were only able to gain access to some of the most damaged areas within the last 24 hours, and the devastation is nothing that could be seen from the air. It is beyond imagination. The only safe thing to do is shut down the system.”

Portions of natural gas system were also forced to be retired in the wake of Hurricane Katrina.

“It will take time to get life back to normal for our customers; but make no mistake, we will not rest until it is done,” said Ellis.

Public Statement of November 1, 2012 at 4:25 pm (released to the media, posted on NJNG web site and social media)

New Jersey Natural Gas (NJNG) has completed shut-off of the natural gas infrastructure that serves the hurricane-damaged barrier islands south of Johnson Street in Bay Head to Seaside Park, as well as Long Beach Island.

Approximately 28,000 customers are impacted.

NJNG said the system is now being vented. Customers may smell a gas odor, depending on the wind, during this process.

Mutual aid crews that aided in leak detection and resolution are now being sent home, with NJNG’s gratitude. Once restoration begins, NJNG will again reach out for properly qualified personnel to support our restoration.

Public Statement of November 1, 2012 at 6:30 pm (released to the media, posted on NJNG web site and social media)

As of 6:30 pm, New Jersey Natural Gas (NJNG) has completed the venting of its natural gas system in the hurricane-damaged barrier islands south of Johnson Street in Bay Head to Seaside Park, as well as Long Beach Island. Pressure in the pipes is now at zero pounds per square inch.

NJNG will now begin to assess damage to the system and restoration requirements.

Employee message of November 1, 2012

Dear Fellow Employee,

We made the difficult decision this afternoon to shut off the natural gas infrastructure that serves the hurricane-damaged barrier islands south of Johnson Street in Bay Head to Seaside Park, as well as Long Beach Island. Approximately 28,000 customers are impacted.

The shut-off procedure is now complete, and the system is being vented. This process will be completed within the next few hours.

For the past three days, we have had more than 400 of our colleagues on the ground, addressing each leak around the clock. We responded to more than 1,620 leak reports and made each one safe. The last flare-up that was reported in the Curtis Point section of Brick Township was made safe at 4:30 this morning.

Now that shut-off is complete, mutual aid crews who aided in leak detection and resolution are being sent home, with NJNG's appreciation. Once restoration begins, NJNG will again reach out for properly qualified personnel to support our restoration.

Our brave crews have done everything we could to save the system, and we owe them our gratitude. We were only able to gain access to some of the most damaged areas within the last 24 hours—in some cases, by boat, and the devastation is nothing that could be seen from the air. It is beyond imagination. The only safe thing to do is shut down the system.

This is a challenging time for our company, but as always, we will rise to the task.

Employee message of November 3, 2012

Many of us are being asked about our timetable for service restoration to the barrier islands where we shut down our system.

In fairness to our customers and their expectations, it is important that we respond consistently. To this end, please find below the language we are using to respond in our media, customer and public official communications.

As soon as more information is available, we will share it.

Please let me know if you have any questions or concerns. Thank you.

- NJNG is now assessing the damage to the system and restoration requirements.
- This will take some time.
- There may be sections of pipeline that we can salvage, while other sections feeding the barrier islands may need to be rebuilt.
- We will not know definitively until we complete the assessment.
- Once the assessment is complete, we can begin to estimate a timetable for restoration.
- Our team is working around the clock and we will be requesting mutual aid to assist in the restoration of our service.
- We will not rest until service is restored to all of our customers.

Public statement of November 3, 2012 – (released to the media, posted on NJNG web site and social media)

(WALL) -- In the 72 hours since New Jersey Natural Gas (NJNG) shut off natural gas service to the hurricane-damaged areas of Long Beach Island, and Bay Head to Seaside Park, NJNG has begun its on-the-ground assessment of the damage to the system and restoration requirements.

NJNG also has made an initial, official request to FEMA for up to 5,100 electric space heaters. Until this request is approved, the Red Cross advises that nearby heated shelters with hot meals and cots are available at Pinelands Regional High School in Tuckerton, Southern Regional High School in Manahawkin, and Pine Belt Arena in Toms River.

Damage Assessment

The current damage assessment is the first step in a sequential process to restore service. Each section of the pipeline must be rigorously evaluated to check for all damage, including breaks and water intrusion. Once this assessment is completed, a determination can be made as to whether some sections of the pipeline can be salvaged. Damaged sections will need to be rebuilt.

Restoration Plan

Developing a restoration plan is the next step in the process, and it can only be reliably undertaken once the full extent of the condition of the system is known.

As soon as the plan is finalized, NJNG will share with customers how the restoration process will unfold. Work will be undertaken in stages, starting closest to the point of supply and then working outward. Some areas will be completed before others. It is important to note that even

at that point, a precise schedule will be impossible to provide, because the speed of the work will depend on the conditions encountered block by block, and house by house.

Individual Service

All customers who have had service interrupted—both within and outside the shut-off areas-- should be advised that when their area does have natural gas service, the following conditions must be met before service can be restored: first, their home must be habitable and they must have returned to it; second, their home must have electricity; and third, any furnaces, boilers or appliances exposed to flooding damage must be serviced and determined, by qualified technicians, to be safe for use.

Communication

NJNG is committed to keeping our affected customers informed at every step of this process. We will be mailing an update to affected customers by November 9. Customers can also obtain up-to-date information on our web site, njng.com, on Facebook, and through the media.

We know how frustrating this process is. It is a long, exacting process that must be done safely and correctly at every step of the way. It is why we worked so hard to try and save service to all our customers before making the decision to shut down the system. We will not rest until service is restored to all of our customers.

For reference, listed below are some of the frequently asked questions we are receiving from all our customers—both within and outside of our shut-off areas.

My natural gas service was interrupted during the storm, how do I get service restored?

If your meter has been turned off by an NJNG technician or your service was interrupted during the storm, and you are now ready for service to be restored, please call us at 800-221-0051. A service technician will be dispatched to your home or business to reconnect service. Do not try to turn it back on. Only a licensed service technician may perform this task.

- In order to restore natural gas service, our technicians require safe and clear access to your home, as well as electricity. Please be sure that your equipment is clear of any standing water. This will help to ensure the safety of you and our employees.
- If your natural gas meter was under water, see the response to the following question.

What should I do if my natural gas meter was under water?

Please contact NJNG at 800-221-0051 to schedule an appointment so that we can change the regulator and the meter at no cost to you.

What should I do if my natural gas appliances were under water?

If your home or business was flooded and the natural gas appliances were under water, do not

attempt to operate the appliances. Please contact a qualified plumber or appliance service contractor, for a safety inspection to ensure that appliances and controls were not damaged.

Door knockers produced on November 3, 2012

Dear Valued Customer,

A New Jersey Natural Gas (NJNG) crew was here today, to check whether your meter was damaged during flooding from Hurricane Sandy. Unfortunately, a visual inspection indicates that your meter may have been damaged or under water.

For your safety, it was necessary to turn off your natural gas service until we can replace the meter set. Once you return home, and your electricity has been restored, please call us at 800-221-0051 to schedule a convenient time to complete this replacement.

Please note that if your natural gas appliances were flooded during the storm, they will most likely require servicing, which must be completed before we can reconnect your natural gas service. If this is the case, please call us as soon as your appliances are safe to operate.

We know this is an inconvenience, and we apologize. We are committed to restoring your service as quickly as possible. As always, our priority is to provide you with safe and reliable service.

Thank you for your continued business.

Public statement of November 4, 2012 – (released to the media, posted on NJNG web site and social media)

(WALL, NJ) – Since November 1, when New Jersey Natural Gas made the decision, based on the condition of the infrastructure and the safety of life and property, to shut down the system from Bay Head to Holgate, we have conducted a rigorous assessment of the damage, a necessary first step in developing our service restoration plan.

Today, we held a conference call with the mayors and incident command center for Long Beach Island.

We have more than 100 personnel on the ground in Long Beach Island, who have so far conducted over 3,000 individual service and meter assessments. We expect to complete our above-ground assessment in Long Beach Island on Monday. Because the entire island was flooded, all meters will be replaced.

If we are able to gain access, we expect to complete visual inspections of our main today. So far, the Holgate section of the system, which serves 630 customers, appears to be in need of substantial infrastructure replacement.

In addition, NJNG personnel held a briefing with the Ocean County Office of Emergency Management and will provide a daily update on the assessment of the Bay Head to Seaside infrastructure and the development and implementation of the restoration plan.

NJNG has over three hundred personnel on the ground in the storm-affected areas.

NJNG and local officials discussed the need for homeowners to begin planning to winterize their homes prior to the arrival of freezing weather. **Local officials are advising that homeowners should contact qualified contractors or plumbers and get their homes on waiting lists, so that when they are able to regain access to their homes, they are ready to go.**

Preparing your home for the winter involves several steps, and these steps may vary depending on whether you will reside in the home during the winter. The steps are summarized below, but each home may be different:

Basic steps to winterize a home – if you are leaving

1. Turn Off Water -- Locate and turn off the main water shut off valve.
2. Water Heater -- After the water is off, turn off and drain the water heater. Electric water heaters should be shut off at the breaker. A faucet or spigot will need to be opened to allow air to flow in as water is drained out.
3. Drain Supply Lines -- Water then should be drained from the entire water supply system, faucets and fixture shut off valves left open. If the house is on a well, the pressure tank should also be drained.
4. Blow Out the Water Supply Lines -- Though gravity may be sufficient to drain the plumbing in many homes, standing water will remain in some pipes. Though the water is no longer under pressure, this remaining water will freeze and may strain some fittings. Water should be blown out of the water supply lines with an air compressor. Using special fittings to connect a compressor to the house plumbing, the water supply lines should be cleared of water by systematically closing and opening faucets and valves starting with plumbing fixtures most distant from the compressor and working backward.
5. Other Items to Drain -- Water softeners, filters, and water treatment systems also need to be drained.
6. Anti-Freeze -- Once all the water supply lines are completely empty, flush the toilets until they are empty, then winterize toilets and other drain traps by filling them with a special non-toxic RV type antifreeze solution (pink in color).
7. Other Appliances -- Keep in mind that water also runs through many appliances such as the washing machine and dishwasher, as well as the water supply line to the ice-maker in

- refrigerators. Each one of these will also need to be drained and/or disconnected. Anti-freeze should be poured into the bottom of the dishwasher and washing machine.
8. Turn Off Electrical -- Turn off all electrical breakers to appliances as well as any other unnecessary breakers, and post a reminder note at the panel to make sure the electric water heater and other appliances aren't turned on before the water is turned on.
 9. Heating systems -- High-efficiency furnaces (also called condensing furnaces) generate a significant amount of condensation from the water vapor in the flue gases. These systems, as well as air conditioners, have a condensate drain line. Sometimes the condensate drains into a floor drain, but if there's no drain available the condensate drains into a small pump which pumps the fluid uphill into the plumbing drain. Though there is less chance of damage, these should also be looked at.
 10. Special Heating Systems -- If the home has any sort of a more elaborate heating system such as a heat pump or radiant floor heat, then it should be handled by a HVAC professional familiar with these systems.
 11. Warning -- Post signs in conspicuous locations ("Winterized - Do Not use Plumbing") just in case there are unexpected visitors.
 12. Consider as many of the steps below as apply to your home.

Steps you can take to prepare your home for the winter -- if you are staying in it

1. For any system that will not be functional, you may winterize it as outlined above.
2. Check the Foundation -- Debris should be raked away from the foundation, entry points should be sealed up to prevent small animals from crawling up under house, foundation cracks should be sealed, check sill plates for dry rot or pests, crawlspace entrances should be secured.
3. Roof, Gutters, & Downspouts -- Inspect, add extra insulation to attic to prevent the warm air from getting out, which can cause ice dams. Make sure water cannot get into your home by checking the flashing. Worn or missing roof shingles or tiles should be replaced. Gutters should be cleaned out. Use a hose. Install leaf guards on gutters to direct water away from your home.
4. Prepare Pipes to Avoid Freezing -- Know where your water main is in case of an emergency shut off. Insulate exposed plumbing pipes. Drain garden hoses. Drain air conditioner pipes. Turn off water shut-off valve, if you have one.
5. Seal off drafty windows and patio doors with clear plastic.
6. If you have a lot of outside doors that leak air, you can seal a few off using plastic or caulk putty.
7. Try replacing the weather stripping around the doors in your home.
8. Uncover all south-facing windows to let all possible sunlight in your home.
9. If you have a fireplace, close the damper when the fireplace is not in use.
10. If the damper is old or doesn't close well, try putting some insulation in it to seal it off. Just remember to take it out before using it!
11. Install foam insulators behind the face plates of light switches and electrical outlets.

12. Reverse the direction of ceiling fans to push hot air downward and delay it from escaping the house.
13. Consider hanging thermal curtains to help prevent drafts.
14. Install a dryer vent seal to prevent cold air from traveling back into your home.
15. Check windows for leaks. Windows with wooden frames often warp and become inefficient.
16. Caulk both sides of the trim around your windows. This is an area where a lot of air can get in.
17. Remove any window-unit air conditioners.
18. Keep all closet doors closed when possible. There's no need to heat space that isn't in use as long as it doesn't contain water pipes.
19. Replace the caulking around any bathtubs or showers.
20. If your home has folding attic stairs, consider insulating the door with a cover of some sort.
21. If your home has a sliding glass door, check the seal on the bottom to make sure it isn't letting in cold air.
22. Make sure that there aren't any drafts coming in under doors. If there are, consider using a rubber strip to seal them off.
23. Replace worn or missing shingles.
24. Close off rooms that aren't used and shut the vents.

Employee message of November 5, 2012 – (reinforces Larry's employee meeting message)

Dear Fellow Employee,

In the aftermath of the most devastating storm in our state's history, our team's response was nothing short of heroic. With fires burning in sections of New Jersey's barrier islands and access virtually impossible, our first responders were undaunted. Making their way to the affected area by boat, they successfully extinguished all of fires along our system. Their courage and determination reflects the true character of our company, and I could not be more proud of their efforts, as well as those of our entire team.

To show our appreciation, I would like to ask every employee to send a short note of thanks to our Hurricane First Response Team: Tom Curtis, Ed Davis, Roland DeMartino, Jacques Jean-Peirre, Scott Jellif, Rich Jones, Mike Mazulli, Mike McMahon, Joe Nagy, Mike Todd and Jim Trevan. An email distribution list has been created on Outlook for your convenience. When sending an email, click on "To" and select "Hurricane 1st Response Team" for the list.

There is a lot of work ahead of us, and I know it will not be easy. But, with each of us giving our best, I am confident that we will rise to the challenge and continue to meet our customers' expectations.

Employee message of November 5, 2012

I am pleased to report that so far today, more than 100 mutual aid personnel have answered our call for help. These restoration specialists will be working side-by-side with our own fellow employees and contractors to assess the damage to our system—the key first step that will inform the development and implementation of our restoration plan.

You will see trucks from the following companies outside in our parking lot, and I ask that you do everything you can to make room for them to do their critical work: PSE&G, Unitel, Chesapeake, Central Hudson, Philadelphia Gas Works, UGI and BG&E.

We expect even more responders in the days to come. We appreciate their invaluable assistance in helping us restore service to every one of our customers. Thank you.

Public statement of November 5, 2012 – (released to the media, posted on NJNG web site and social media)

(WALL, NJ) – New Jersey Natural Gas (NJNG), today, reports that more than 100 mutual aid restoration specialists from other utilities have so far answered our call for help. These personnel are working side-by-side with NJNG employees and contractors to assess the damage to our system—a key first step that will inform the development and implementation of our restoration plan.

Customers may notice trucks from the following companies that are aiding in our critical work: PSE&G, Unitel, Chesapeake, Central Hudson, Philadelphia Gas Works, UGI and Baltimore Gas and Electric.

We expect even more responders in the days to come, and we appreciate their invaluable assistance in helping us restore service to every one of our customers.

In Monmouth County, we are conducting an assessment of our system in Sea Bright, retiring service to 260 condemned dwellings, and responding to turn-on and turn-off orders throughout the system.

NJNG is making substantial progress on our damage assessment on LBI. In Monmouth County, we have completed the initial engineering assessment in Sea Bright, and engineering design has begun for the restoration of service in Manasquan.

As homeowners in the affected areas begin to gain access to their homes, we are reminding every customer that, for safety reasons, they must NOT attempt to work on their natural gas meter and service lines. Moreover, although natural gas is not currently flowing through the pipeline in some areas, this could significantly hamper our efforts to restore natural gas service.

All customers who have had service interrupted—both within and outside the shut-off areas— should be advised that when their area does have natural gas service, the following conditions must be met before service can be restored: first, their home must be habitable and they must have returned to it; second, their home must have electricity; and third, any furnaces, boilers or appliances that were exposed to flooding must be serviced and determined, by qualified technicians, to be safe for use.

If you smell an odor of natural gas, immediately leave the building. DO NOT light matches, touch electrical switches or appliances, or use your telephone. From a safe location, customers should notify us of all gas leaks immediately at 1-800-GAS-LEAK.

Synopsis/talking points for board members

From the storm's landfall on Monday evening until we shut off the system from Bay Head to Holgate on Thursday, our crews of more than 400 employees and contractors worked around the clock to make safe 1,620 leaks, in many cases by digging through accumulated sand and rubble. Our efforts were constrained by limited access to the most damaged areas of the coast. Most notably, a house hit the Mantaloking bridge, which made it impossible to reach the area.

Upon gaining access to these worst-hit areas on Wednesday, initially by boat, we immediately encountered a blowing 2" main in Mantaloking. We received numerous reports from field staff of the enormous devastation and difficult they were experiencing as they tried to gain access to our infrastructure. There were streets on Long Beach Island with mains open and blowing on the oceanfront, and streets that we could not access due to mounds of sand and debris that were inhibiting our ability to make situations safe.

At the same time, we began to receive urgent requests from local emergency management and public officials, requesting that we shut down natural gas service to their towns.

We considered trying to cut the main on a street by street basis in the most affected areas, but ruled it out as an enormous and impractical task.

At 11:30, our field supervisors recommended that the only way to provide a safe environment would be to turn off the supply of natural gas to the areas of Bay Head to Seaside Park and all of Long Beach Island. Due to the unsafe conditions that we were exposing utility personnel, and the risk to the general public and property, at 12:10, we made the decision to cut natural gas service to the affected areas.

Since making the decision, we have conducted a rigorous assessment of the damage, a necessary first step in developing our service restoration plan.

We have more than 100 personnel on the ground in Long Beach Island, who have so far conducted over 12,000 individual service and meter assessments. We expect to complete our above-ground assessment in Long Beach Island this week. Because the entire island was flooded, all meters will be replaced.

If we are able to gain access, we expect to complete visual inspections of our main today. So far, the Holgate section of the system, which serves 630 customers, appears to be in need of substantial infrastructure replacement.

NJNG has over three hundred personnel on the ground in the storm-affected areas.

Truck pads for field use, produced on November 5, 2012

For the latest updates:

www.njng.com

[Facebook.com/NewJerseyNaturalGas](https://www.facebook.com/NewJerseyNaturalGas)

Twitter @NJNaturalGas

- New Jersey Natural Gas employees, contractors and mutual aid crews are on the ground in the storm-affected areas working around the clock to monitor the integrity of our system to ensure the safest possible delivery of natural gas service to our customers. We will not rest until service is restored to all of our customers.
- We are conducting a rigorous assessment of system damage and restoration requirements.
- Once complete, an estimated restoration timetable will be shared with customers. This will only be an estimate because restoration will depend on the conditions encountered block by block, and house by house. We are working as quickly as we can, with safety as our first priority.
- There may be sections of pipeline that we can salvage, while other sections may need to be rebuilt. Restoration will be done in stages and some areas will be completed before others.
- When natural gas service is restored to your area, the following conditions must be met before service can be restored to your home:
 - *The home must be habitable and you must have returned to it.*
 - *The home must have electricity.*
 - *Any furnaces, boilers or appliances exposed to flooding damage must be serviced and determined, by qualified personnel, to be safe for use.*

For a list of Frequently Asked Questions, including information on winterizing homes, visit www.njng.com.

FAQs

A list of Frequently Asking Questions—and answers—has been developed for our CSRs and on the web. We are updating these every day, based on the questions we are receiving in the call center and in our outreach.

On-bill messaging

“For daily updates on our efforts to assist those affected by Hurricane Sandy, and other resources, please visit www.njng.com.”

3. Outreach to Public Officials

We have directly spoken with Senator Connors and Assemblywoman Gove of the 9th Legislative District, as well as to staffers for Assemblyman Rumpf. In the 10th Legislative District, we spoke to Assemblyman Wolfe and Glenn Feldman, legislative aide to Senator Holzapfel and Assemblymen Wolfe and McGuckin. In the 11th Legislative District, we left messages for Assemblywoman Angelini, who confirmed receipt and thanked us for outreach. We have been unable to reach Senator Beck or Assemblywoman Casagrande by phone, office or cell. In the 12th Legislative District, we left Senator Thompson a voice mail and spoke personally to Assemblymen Clifton and Dancer. In the 13th Legislative District, we have spoken to Senator Kyrillos and left messages for Assemblyman O'Scanlon. We have not been able to reach Assemblywoman Handlin. In the 30th Legislative District, we spoke to Senator Singer and Assemblyman Kean. We left a message for Assemblyman Ribble. We also have spoken with the Lieutenant Governor, Congressman Runyan's office, Congressman Pallone's office and Congressman Smith's office.

The shutdown update was subsequently sent to everyone via email.

Additionally, we have spoken with many local officials. We met with the mayor of Ship Bottom, staff and police. Also, we met with Police Chief Mike Bradley of Long Beach Township, who is leading the joint OEM for LBI, with the exception of Surf City. We were joined by other officers and Mayor Mancini of Long Beach Township and National Guard. Joint Command is the point of contact for disbursing information to other communities. We also met with the Surf City mayor, administrator, public works and police chief. We also spoke with mayor of Harvey Cedars. We are now reaching out to mayors of other affected communities.

On the afternoon of November 1, 2012, we updated Chief Bradley on our system shut-off, who was to update the other police departments within the Joint Command Center. He advised that the Barnegat Light mayor is aware of our current efforts.

We also updated the mayors of Bay Head, Beach Haven, Brick, Harvey Cedars, Long Beach Township, Ship Bottom, Toms River; and the police chiefs of Mantaloking, Surf City, Toms River, Seaside Heights, Barnegat Light, Long Beach Township, Shop Bottom, and got word to Lavallette through the Sheriff's office. We received a lot of encouragement and support for our handling of the situation and our keeping in touch.

Separate documents from Government Affairs provide regular updates of public official outreach.